



Catalog 2024

atlas concorde

A system of indoor and outdoor surfaces: floors, walls and decors.

[Floor](#) [Wall](#) [Decors](#) [Outdoor](#) [Facades](#)

atlasPLAN

Large slabs for kitchen countertops, tables and for furnishings.

[Slabs for countertops and furniture](#)

atlas concorde habitat

Furniture in combination with Atlas Concorde surfaces.

[Bathroom furniture](#) [Tables](#)

Three brands, **one space.**

Index

Product Finder

- ↔ ALPHABETICAL INDEX
- ↔ LOOK INDEX
- ↔ PORCELAIN TILES SIZE INDEX
- ↔ OUTDOOR SIZE INDEX
- ↔ WALL TILES SIZE INDEX

Surface Range

- ↔ PORCELAIN TILES
- ↔ WALL TILES

Company

Collections

- ↔ 3D WALL
- ↔ CONCRETE & RESIN LOOK
- ↔ MARBLE LOOK
- ↔ STONE LOOK
- ↔ WOOD LOOK

- ↔ Trim Tiles

↔ Large Sizes

↔ Slabs for Countertops & Furniture

↔ Furniture

↔ Facades

Technical Specifications

- ↔ Environmental sustainability
- ↔ Certifications
- ↔ Sensitech technology
- ↔ Velvetech technology
- ↔ Technical specification
- ↔ Destinations of use
- ↔ Color-Shading
- ↔ Laying suggestions, cleaning and maintenance
- ↔ Packing
- ↔ General sales conditions

Alphabetical Index

- [62](#) 3D WALL CARVE ⁽¹⁾ ⁽²⁾
- [66](#) 3D WALL DESIGN
- [70](#) 3D WALL PLASTER

- [74](#) APLOMB ⁽¹⁾
- [80](#) ARTY
- [278](#) AXI

- [86](#) BOOST
- [94](#) BOOST BALANCE
- [102](#) BOOST COLOR
- [224](#) BOOST MINERAL
- [232](#) BOOST MIX
- [110](#) BOOST NATURAL ⁽¹⁾
- [118](#) BOOST PRO
- [236](#) BOOST STONE
- [242](#) BRAVE

- [84](#) CANONE INVERSO

- [280](#) ENTICE
- [286](#) ETIC
- [288](#) ETIC PRO
- [290](#) EXENCE

- [296](#) HEARTWOOD

- [248](#) KLIF
- [252](#) KONE

- [258](#) LIMS

- [142](#) MARVEL
- [152](#) MARVEL DREAM
- [158](#) MARVEL GALA ⁽¹⁾
- [162](#) MARVEL GEMS
- [164](#) MARVEL MERAVIGLIA
- [174](#) MARVEL ONYX
- [178](#) MARVEL PRO
- [188](#) MARVEL SHINE
- [200](#) MARVEL STONE Marble Look
- [210](#) MARVEL TRAVERTINE ⁽¹⁾
- [216](#) MARVEL X ⁽¹⁾

- [264](#) NORDE

- [126](#) PRISM

- [272](#) TRUST

- [136](#) VENTI BOOST



Look Index

- 3D Wall**
- [62](#) 3D WALL CARVE ⁽¹⁾ ⁽²⁾
- [66](#) 3D WALL DESIGN
- [70](#) 3D WALL PLASTER

- [74](#) APLOMB ⁽¹⁾
- [80](#) ARTY

- Concrete & Resin Look**
- [86](#) BOOST
- [94](#) BOOST BALANCE
- [102](#) BOOST COLOR
- [110](#) BOOST NATURAL ⁽¹⁾
- [118](#) BOOST PRO
- [84](#) CANONE INVERSO
- [126](#) PRISM
- [136](#) VENTI BOOST

- Marble Look**
- [142](#) MARVEL
- [152](#) MARVEL DREAM
- [158](#) MARVEL GALA ⁽¹⁾
- [162](#) MARVEL GEMS
- [164](#) MARVEL MERAVIGLIA
- [174](#) MARVEL ONYX
- [178](#) MARVEL PRO
- [188](#) MARVEL SHINE
- [200](#) MARVEL STONE
- [210](#) MARVEL TRAVERTINE ⁽¹⁾
- [216](#) MARVEL X ⁽¹⁾


- Stone Look**
- [224](#) BOOST MINERAL
- [232](#) BOOST MIX
- [236](#) BOOST STONE
- [242](#) BRAVE
- [248](#) KLIF
- [252](#) KONE
- [258](#) LIMS
- [210](#) MARVEL TRAVERTINE ⁽¹⁾
- [264](#) NORDE
- [272](#) TRUST

- Wood Look**
- [278](#) AXI
- [280](#) ENTICE
- [286](#) ETIC
- [288](#) ETIC PRO
- [290](#) EXENCE
- [296](#) HEARTWOOD




Porcelain Tiles Size Index


162x324 366 SLABS FOR COUNTERTOPS & FURNITURE

160x320 


86	BOOST	Concrete Look
94	BOOST BALANCE	Concrete Look
224	BOOST MINERAL	Stone Look
118	BOOST PRO	Concrete Look
236	BOOST STONE	Stone Look
252	KONE	Stone Look
142	MARVEL	Marble Look
158	MARVEL GALA	Marble Look
164	MARVEL MERAVIGLIA	Marble Look
174	MARVEL ONYX	Marble Look
178	MARVEL PRO	Marble Look
188	MARVEL SHINE	Marble Look
200	MARVEL STONE	Marble Look
210	MARVEL TRAVERTINE	Marble Look
216	MARVEL X	Marble Look

160x160 


86	BOOST	Concrete Look
118	BOOST PRO	Concrete Look
142	MARVEL	Marble Look
178	MARVEL PRO	Marble Look
188	MARVEL SHINE	Marble Look
200	MARVEL STONE	Marble Look

120x278 


86	BOOST	Concrete Look
94	BOOST BALANCE	Concrete Look
102	BOOST COLOR	Concrete Look
224	BOOST MINERAL	Stone Look
232	BOOST MIX	Stone Look
110	BOOST NATURAL	Concrete Look
118	BOOST PRO	Concrete Look
236	BOOST STONE	Stone Look
258	LIMS	Stone Look
142	MARVEL	Marble Look
152	MARVEL DREAM	Marble Look
158	MARVEL GALA	Marble Look
164	MARVEL MERAVIGLIA	Marble Look
174	MARVEL ONYX	Marble Look
178	MARVEL PRO	Marble Look
188	MARVEL SHINE	Marble Look
200	MARVEL STONE	Marble Look
210	MARVEL TRAVERTINE	Marble Look
216	MARVEL X	Marble Look
126	PRISM	Concrete Look

120x240 

86	BOOST	Concrete Look
224	BOOST MINERAL	Stone Look
118	BOOST PRO	Concrete Look
142	MARVEL	Marble Look
152	MARVEL DREAM	Marble Look
164	MARVEL MERAVIGLIA	Marble Look
174	MARVEL ONYX	Marble Look
178	MARVEL PRO	Marble Look
188	MARVEL SHINE	Marble Look
200	MARVEL STONE	Marble Look
210	MARVEL TRAVERTINE	Marble Look
216	MARVEL X	Marble Look

120x120 


86	BOOST	Concrete Look
94	BOOST BALANCE	Concrete Look
224	BOOST MINERAL	Stone Look
232	BOOST MIX	Stone Look
110	BOOST NATURAL	Concrete Look
118	BOOST PRO	Concrete Look
236	BOOST STONE	Stone Look
258	LIMS	Stone Look
142	MARVEL	Marble Look
152	MARVEL DREAM	Marble Look
158	MARVEL GALA	Marble Look
164	MARVEL MERAVIGLIA	Marble Look
174	MARVEL ONYX	Marble Look
178	MARVEL PRO	Marble Look
188	MARVEL SHINE	Marble Look
200	MARVEL STONE	Marble Look
210	MARVEL TRAVERTINE	Marble Look
216	MARVEL X	Marble Look
126	PRISM	Concrete Look

60x120 

86	BOOST	Concrete Look
94	BOOST BALANCE	Concrete Look
224	BOOST MINERAL	Stone Look
232	BOOST MIX	Stone Look
110	BOOST NATURAL	Concrete Look
118	BOOST PRO	Concrete Look
236	BOOST STONE	Stone Look
142	MARVEL	Marble Look
152	MARVEL DREAM	Marble Look
158	MARVEL GALA	Marble Look
164	MARVEL MERAVIGLIA	Marble Look
174	MARVEL ONYX	Marble Look
178	MARVEL PRO	Marble Look
188	MARVEL SHINE	Marble Look
200	MARVEL STONE	Marble Look
210	MARVEL TRAVERTINE	Marble Look
216	MARVEL X	Marble Look
264	NORDE	Stone Look
126	PRISM	Concrete Look

75x150 


86	BOOST	Concrete Look
224	BOOST MINERAL	Stone Look
118	BOOST PRO	Concrete Look
242	BRAVE	Stone Look
248	KLIF	Stone Look
252	KONE	Stone Look
258	LIMS	Stone Look
142	MARVEL	Marble Look
152	MARVEL DREAM	Marble Look
164	MARVEL MERAVIGLIA	Marble Look
178	MARVEL PRO	Marble Look
188	MARVEL SHINE	Marble Look
200	MARVEL STONE	Marble Look
216	MARVEL X	Marble Look

75x75 


86	BOOST	Concrete Look
94	BOOST BALANCE	Concrete Look
224	BOOST MINERAL	Stone Look
118	BOOST PRO	Concrete Look
242	BRAVE	Stone Look
248	KLIF	Stone Look
252	KONE	Stone Look
258	LIMS	Stone Look
142	MARVEL	Marble Look
164	MARVEL MERAVIGLIA	Marble Look
178	MARVEL PRO	Marble Look
188	MARVEL SHINE	Marble Look
200	MARVEL STONE	Marble Look
216	MARVEL X	Marble Look

37,5x75 

248	KLIF	Stone Look
258	LIMS	Stone Look

60x60 

86	BOOST	Concrete Look
94	BOOST BALANCE	Concrete Look
224	BOOST MINERAL	Stone Look
232	BOOST MIX	Stone Look
110	BOOST NATURAL	Concrete Look
118	BOOST PRO	Concrete Look
236	BOOST STONE	Stone Look
242	BRAVE	Stone Look
252	KONE	Stone Look
142	MARVEL	Marble Look
162	MARVEL GEMS	Marble Look
164	MARVEL MERAVIGLIA	Marble Look
174	MARVEL ONYX	Marble Look
178	MARVEL PRO	Marble Look
188	MARVEL SHINE	Marble Look
200	MARVEL STONE	Marble Look
210	MARVEL TRAVERTINE	Marble Look
216	MARVEL X	Marble Look
264	NORDE	Stone Look
126	PRISM	Concrete Look
272	TRUST	Stone Look

30x60 

86	BOOST	Concrete Look
94	BOOST BALANCE	Concrete Look
224	BOOST MINERAL	Stone Look
232	BOOST MIX	Stone Look
110	BOOST NATURAL	Concrete Look
118	BOOST PRO	Concrete Look
236	BOOST STONE	Stone Look
242	BRAVE	Stone Look
252	KONE	Stone Look
142	MARVEL	Marble Look
164	MARVEL MERAVIGLIA	Marble Look
178	MARVEL PRO	Marble Look
188	MARVEL SHINE	Marble Look
200	MARVEL STONE	Marble Look
216	MARVEL X	Marble Look
264	NORDE	Stone Look
126	PRISM	Concrete Look
272	TRUST	Stone Look

45x90 


242	BRAVE	Stone Look
-----	-------	------------

25x150 


288	ETIC PRO	Wood Look
-----	----------	-----------

18,5x150 

280	ENTICE	Wood Look
290	EXENCE	Wood Look
296	HEARTWOOD	Wood Look

20x120 

280	ENTICE	Wood Look
290	EXENCE	Wood Look
296	HEARTWOOD	Wood Look

22,5x90 

278	AXI	Wood Look
286	ETIC	Wood Look
288	ETIC PRO	Wood Look

20x20 

136	VENTI BOOST	Concrete Look
-----	-------------	---------------

INDEX



PRODUCT FINDER



ALPHABETICAL INDEX
LOOK INDEX
PORCELAIN TILES SIZE INDEX
OUTDOOR TILES SIZE INDEX
WALL TILES SIZES INDEX

SURFACE RANGE



COMPANY



COLLECTIONS



LARGE SIZES



SLABS FOR COUNTERTOPS & FURNITURE



FURNITURE



FACADES





TECHNICAL SPECIFICATIONS



Outdoor Size Index

120x240  86 BOOST 20 mm Concrete Look
224 BOOST MINERAL 20 mm Stone Look

120x120  86 BOOST 9/20 mm Concrete Look
94 BOOST BALANCE 9/20 mm Concrete Look
224 BOOST MINERAL 20 mm Stone Look
232 BOOST MIX 20 mm Stone Look
118 BOOST PRO 9/20 mm Concrete Look
110 BOOST NATURAL 9/20 mm Concrete Look
236 BOOST STONE 20 mm Stone Look
126 PRISM 9/20 mm Concrete Look


60x120  86 BOOST 20 mm Concrete Look
94 BOOST BALANCE 9/20 mm Concrete Look
224 BOOST MINERAL 9/20 mm Stone Look
232 BOOST MIX 20 mm Stone Look
118 BOOST PRO 20 mm Concrete Look
110 BOOST NATURAL 9 mm Concrete Look
236 BOOST STONE 9/20 mm Stone Look
242 BRAVE 20 mm Stone Look
258 LIMS 20 mm Stone Look
164 MARVEL MERAVIGLIA 20 mm Marble Look
210 MARVEL TRAVERTINE 9/20 mm Marble Look
216 MARVEL X 20 mm Marble Look
264 NORDE 9/20 mm Stone Look
272 TRUST 20 mm Stone Look

80x80  126 PRISM 20 mm Concrete Look
264 NORDE 20 mm Stone Look


90x90  86 BOOST 20 mm Concrete Look
224 BOOST MINERAL 20 mm Stone Look
118 BOOST PRO 20 mm Concrete Look


60x90  264 NORDE 20 mm Stone Look


37,5x75  248 KLIF 9 mm Stone Look
258 LIMS 9 mm Stone Look


60x60  86 BOOST 20 mm Concrete Look
94 BOOST BALANCE 20 mm Concrete Look
224 BOOST MINERAL 9/20 mm Stone Look
232 BOOST MIX 20 mm Stone Look
118 BOOST PRO 20 mm Concrete Look
110 BOOST NATURAL 20 mm Concrete Look
236 BOOST STONE 20 mm Stone Look
242 BRAVE 20 mm Stone Look
258 LIMS 20 mm Stone Look
264 NORDE 20 mm Stone Look
272 TRUST 20 mm Stone Look

30x60  242 BRAVE 9 mm Stone Look
232 BOOST MIX 9 mm Stone Look
236 BOOST STONE 9 mm Stone Look
252 KONE 9 mm Stone Look
178 MARVEL PRO 9 mm Marble Look
264 NORDE 9 mm Stone Look
272 TRUST 9 mm Stone Look

18,5x150  290 EXENCE 9 mm Wood Look


30x120  280 ENTICE 20 mm Wood Look
288 ETIC PRO 20 mm Wood Look
290 EXENCE 20 mm Wood Look

20x120  280 ENTICE 9 mm Wood Look

22,5x90  288 ETIC PRO 9 mm Wood Look

Wall Tiles Size Index

50x120  66 3D WALL DESIGN
70 3D WALL PLASTER
74 APLOMB Concrete Look
102 BOOST COLOR Concrete Look
116 BOOST NATURAL Concrete Look
150 MARVEL Marble Look
186 MARVEL PRO Marble Look
198 MARVEL SHINE Marble Look
208 MARVEL STONE Marble Look
132 PRISM Concrete Look

40x80  62 3D WALL CARVE
66 3D WALL DESIGN
82 ARTY Concrete Look
92 BOOST Concrete Look
124 BOOST PRO Concrete Look
247 BRAVE Stone Look
263 LIMS Stone Look
150 MARVEL Marble Look
186 MARVEL PRO Marble Look
198 MARVEL SHINE Marble Look
208 MARVEL STONE Marble Look

30,5x91,5  150 MARVEL Marble Look
186 MARVEL PRO Marble Look

30,5x56  66 3D WALL DESIGN
150 MARVEL Marble Look

8,5x31,5  150 MARVEL Marble Look
186 MARVEL PRO Marble Look
208 MARVEL STONE Marble Look


 [DOWNLOAD > OUTDOOR CATALOG](#)


Porcelain Tiles Concrete & Resin Look




Porcelain Tiles — CONCRETE & RESIN LOOK


Porcelain Tiles — CONCRETE & RESIN LOOK


INDEX 


PRODUCT FINDER 


SURFACE RANGE 

PORCELAIN TILES
WALL TILES


COMPANY 

COLLECTIONS 


LARGE SIZES 

SLABS FOR COUNTERTOPS & FURNITURE 

FURNITURE 


FACADES 


TECHNICAL SPECIFICATIONS 



Porcelain Tiles — CONCRETE & RESIN LOOK

Porcelain Tiles — CONCRETE & RESIN LOOK


INDEX 


PRODUCT FINDER 


SURFACE RANGE 

PORCELAIN TILES
WALL TILES


COMPANY 


COLLECTIONS 


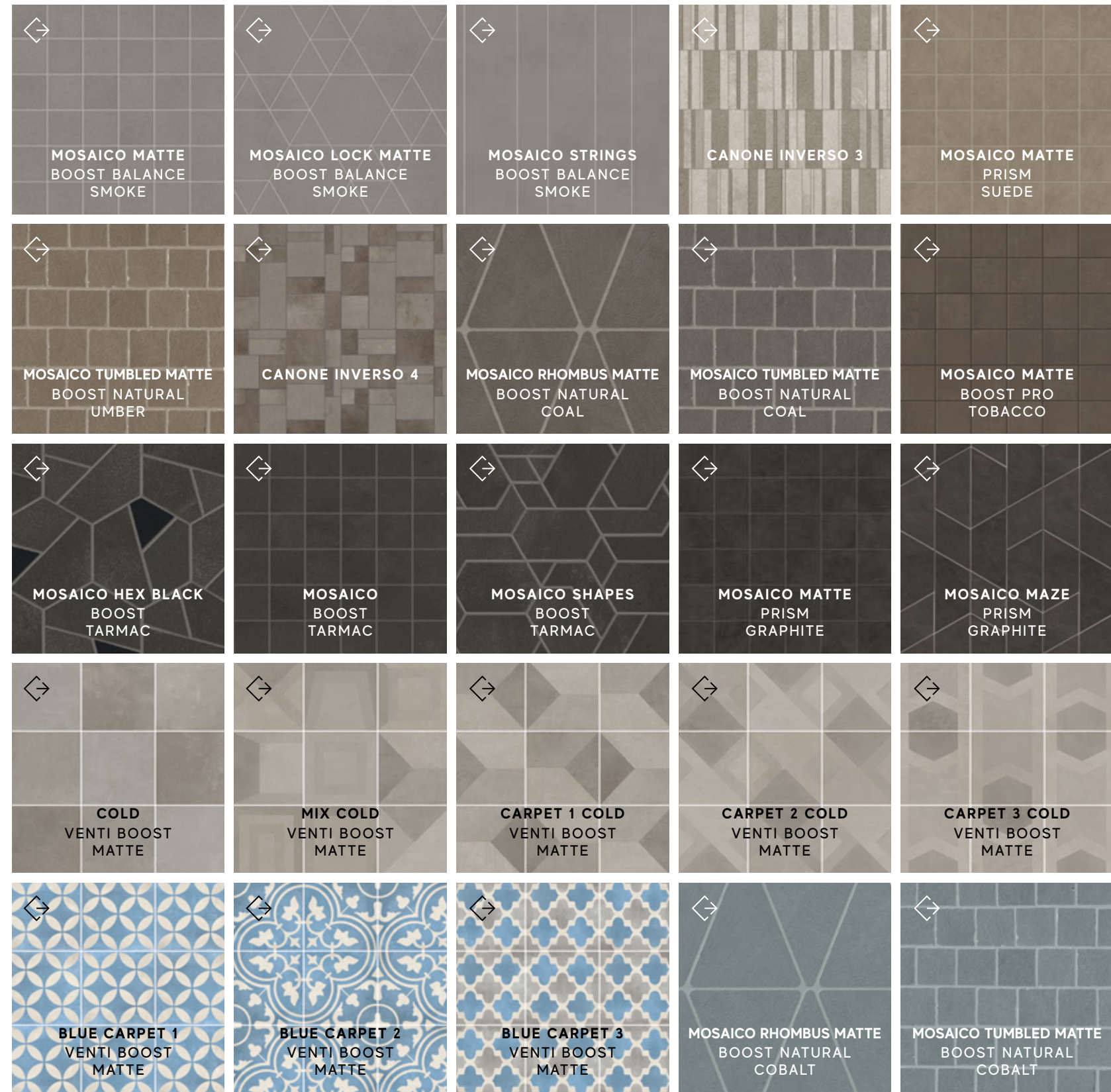
LARGE SIZES 

SLABS FOR COUNTERTOPS & FURNITURE 

FURNITURE 

FACADES 

TECHNICAL SPECIFICATIONS 



INDEX

PRODUCT FINDER

SURFACE RANGE

PORCELAIN TILES
WALL TILES

COMPANY

COLLECTIONS

LARGE SIZES

SLABS FOR COUNTERTOPS & FURNITURE

FURNITURE

FACADES

TECHNICAL SPECIFICATIONS

Porcelain Tiles Marble Look



Porcelain Tiles — MARBLE LOOK

Porcelain Tiles — MARBLE LOOK

INDEX



PRODUCT
FINDER



SURFACE
RANGE



PORCELAIN TILES
WALL TILES

COMPANY



COLLECTIONS



LARGE SIZES



SLABS FOR
COUNTERTOPS
& FURNITURE



FURNITURE

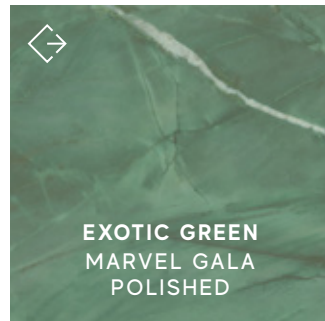


FACADES

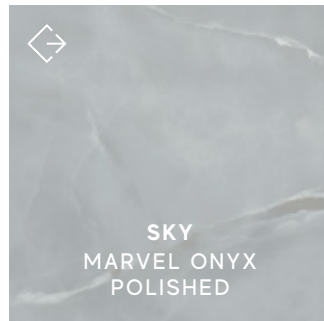


TECHNICAL
SPECIFICATIONS

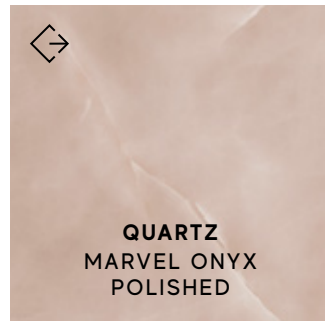




EXOTIC GREEN
MARVEL GALA
POLISHED



SKY
MARVEL ONYX
POLISHED



QUARTZ
MARVEL ONYX
POLISHED



TERRAZZO BLACK
MARVEL GEMS
MATTE



TERRAZZO GREY
MARVEL GEMS
MATTE



TERRAZZO PEARL
MARVEL GEMS
MATTE



TERRAZZO WHITE
MARVEL GEMS
MATTE



TERRAZZO CREAM
MARVEL GEMS
MATTE



MOSAICO POLISHED
MARVEL SHINE
CALACATTA DELICATO



MOSAICO MATTE
MARVEL SHINE
CALACATTA DELICATO



MOSAICO ESAGONO
POL./MATTE
MARVEL SHINE
CALACATTA DELICATO



MOSAICO SCENIC POLISHED
MARVEL SHINE
CALACATTA PRESTIGIO



MOSAICO POLISHED
MARVEL SHINE
CALACATTA PRESTIGIO



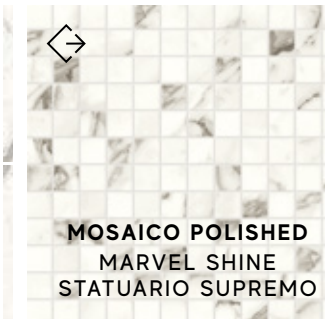
MOSAICO MATTE
MARVEL SHINE
CALACATTA PRESTIGIO



MOSAICO ESAGONO
POL./MATTE
MARVEL SHINE
CALACATTA PRESTIGIO



MOSAICO SCENIC POLISHED
MARVEL SHINE
STATUARIO SUPREMO



MOSAICO POLISHED
MARVEL SHINE
STATUARIO SUPREMO



MOSAICO MATTE
MARVEL SHINE
STATUARIO SUPREMO



MOSAICO ESAGONO
POL./MATTE
MARVEL SHINE
STATUARIO SUPREMO



MOSAICO MATTE
MARVEL MERAVIGLIA
CALACATTA MERAVIGLIA



HEXAGON POLISHED
MARVEL MERAVIGLIA
CALACATTA MERAVIGLIA



GRID VELVET
MARVEL MERAVIGLIA
CALACATTA MERAVIGLIA



DIAMOND
MARVEL MERAVIGLIA
CALACATTA MERAVIGLIA
+ BLACK ORIGIN



MOSAICO MATTE
MARVEL MERAVIGLIA
CALACATTA BERNINI



HEXAGON POLISHED
MARVEL MERAVIGLIA
CALACATTA BERNINI



GRID VELVET
MARVEL MERAVIGLIA
CALACATTA BERNINI



MOSAICO POLISHED
MARVEL SHINE
CALACATTA IMPERIALE



MOSAICO MATTE
MARVEL SHINE
CALACATTA IMPERIALE



MOSAICO ESAGONO
POL./MATTE
MARVEL SHINE
CALACATTA IMPERIALE



MOSAICO CHEVRON
POLISHED
MARVEL X
CALACATTA APUANO



MOSAICO ESAGONO SILK
MARVEL X
CALACATTA APUANO



MOSAICO MATTE
MARVEL X
CALACATTA APUANO



MOSAICO WATERFALL
POLISHED.
MARVEL X
CALACATTA APUANO



MOSAICO CHEVRON
POLISHED
MARVEL X
CALACATTA SUBLIME



MOSAICO ESAGONO SILK
MARVEL X
CALACATTA SUBLIME



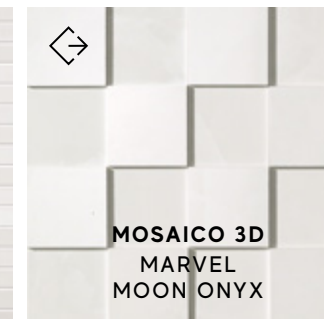
MOSAICO MATTE
MARVEL X
CALACATTA SUBLIME



MOSAICO WATERFALL
POLISHED
MARVEL X
CALACATTA SUBLIME



MOSAICO POLISHED
MARVEL
MOON ONYX



MOSAICO 3D
MARVEL
MOON ONYX



MOSAICO POLISHED
MARVEL
CALACATTA EXTRA



MOSAICO POLISHED
MARVEL STONE
CARRARA PURE



MOSAICO MATTE
MARVEL
CALACATTA EXTRA



MOSAICO MATTE
MARVEL
MOON ONYX



MOSAICO MATTE
MARVEL STONE
CARRARA PURE



MOSAICO POLISHED
BURATTATO
MARVEL STONE
CARRARA PURE



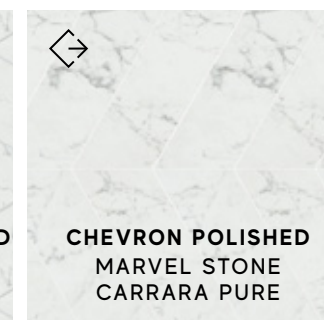
MOSAICO 3D
MARVEL
CALACATTA EXTRA



BASKETWEAVE GOLD
POLISHED
MARVEL STONE
CARRARA PURE +
NERO MARQUINA



MOSAICO ESAGONO POLISHED
MARVEL STONE
CARRARA PURE



CHEVRON POLISHED
MARVEL STONE
CARRARA PURE



MOSAICO ESAGONO 3D
MARVEL STONE
CARRARA PURE



MOSAICO 3D
MARVEL PRO
STATUARIO SELECT



MOSAICO ESAGONO POLISHED
MARVEL PRO
STATUARIO SELECT



MOSAICO MATTE
MARVEL PRO
STATUARIO SELECT



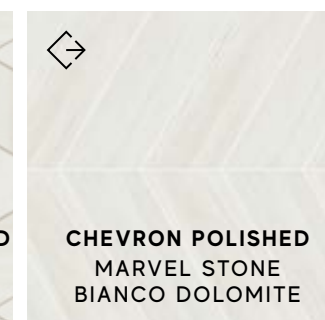
MOSAICO POLISHED
MARVEL PRO
STATUARIO SELECT



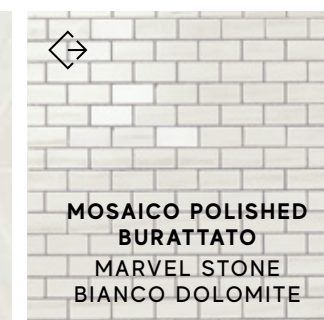
MOSAICO ESAGONO 3D
MARVEL STONE
BIANCO DOLOMITE



MOSAICO ESAGONO POLISHED
MARVEL STONE
BIANCO DOLOMITE



CHEVRON POLISHED
MARVEL STONE
BIANCO DOLOMITE



MOSAICO POLISHED
BURATTATO
MARVEL STONE
BIANCO DOLOMITE



MOSAICO MATTE
MARVEL STONE
BIANCO DOLOMITE



MOSAICO POLISHED
MARVEL STONE
BIANCO DOLOMITE

Porcelain Tiles — MARBLE LOOK

Porcelain Tiles — MARBLE LOOK

INDEX



PRODUCT
FINDER



SURFACE
RANGE



PORCELAIN TILES
WALL TILES

COMPANY




COLLECTIONS



LARGE SIZES



SLABS FOR
COUNTERTOPS
& FURNITURE



FURNITURE

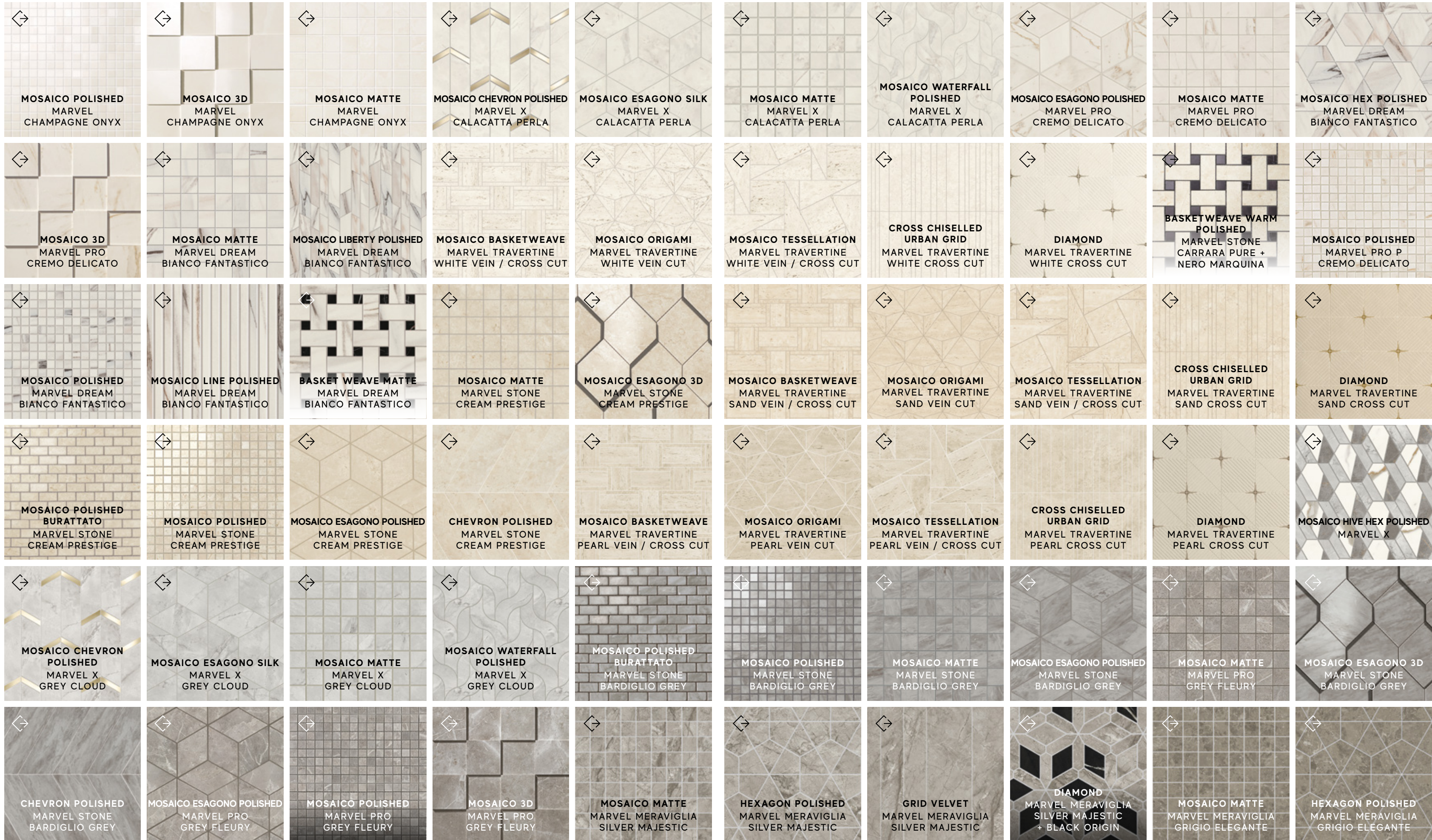


FACADES



TECHNICAL
SPECIFICATIONS





Porcelain Tiles — MARBLE LOOK

Porcelain Tiles — MARBLE LOOK

INDEX



PRODUCT FINDER



SURFACE RANGE



PORCELAIN TILES
WALL TILES

COMPANY



COLLECTIONS



LARGE SIZES



SLABS FOR COUNTERTOPS & FURNITURE



FURNITURE




FACADES



TECHNICAL SPECIFICATIONS





Porcelain Tiles — MARBLE LOOK

Porcelain Tiles — MARBLE LOOK

INDEX



PRODUCT
FINDER



SURFACE
RANGE



PORCELAIN TILES
WALL TILES

COMPANY



COLLECTIONS



LARGE SIZES



SLABS FOR
COUNTERTOPS
& FURNITURE



FURNITURE



FACADES



TECHNICAL
SPECIFICATIONS



Porcelain Tiles Stone Look



Porcelain Tiles — STONE LOOK

Porcelain Tiles — STONE LOOK

INDEX



PRODUCT
FINDER



SURFACE
RANGE



PORCELAIN TILES
WALL TILES

COMPANY



COLLECTIONS



LARGE SIZES



SLABS FOR
COUNTERTOPS
& FURNITURE



FURNITURE



FACADES



TECHNICAL
SPECIFICATIONS





Porcelain Tiles — STONE LOOK

Porcelain Tiles — STONE LOOK

INDEX



PRODUCT FINDER



SURFACE RANGE



PORCELAIN TILES
WALL TILES

COMPANY




COLLECTIONS



LARGE SIZES



SLABS FOR COUNTERTOPS & FURNITURE



FURNITURE



FACADES



TECHNICAL SPECIFICATIONS





Porcelain Tiles — STONE LOOK

Porcelain Tiles — STONE LOOK

INDEX



PRODUCT
FINDER



SURFACE
RANGE



PORCELAIN TILES
WALL TILES

COMPANY



COLLECTIONS



LARGE SIZES



SLABS FOR
COUNTERTOPS
& FURNITURE



FURNITURE




FACADES



TECHNICAL
SPECIFICATIONS





Porcelain Tiles — STONE LOOK

Porcelain Tiles — STONE LOOK

INDEX



PRODUCT
FINDER



SURFACE
RANGE



PORCELAIN TILES
WALL TILES

COMPANY



COLLECTIONS



LARGE SIZES



SLABS FOR
COUNTERTOPS
& FURNITURE



FURNITURE




FACADES



TECHNICAL
SPECIFICATIONS



Porcelain Tiles Wood Look



Porcelain Tiles — WOOD LOOK

Porcelain Tiles — WOOD LOOK

INDEX



PRODUCT
FINDER



SURFACE
RANGE



PORCELAIN TILES
WALL TILES

COMPANY



COLLECTIONS



LARGE SIZES



SLABS FOR
COUNTERTOPS
& FURNITURE



FURNITURE



FACADES



TECHNICAL
SPECIFICATIONS



Wall Tiles 3D Wall



Wall Tiles — 3D WALL

Wall Tiles — 3D WALL

INDEX



PRODUCT
FINDER



SURFACE
RANGE



PORCELAIN TILES
WALL TILES

COMPANY



COLLECTIONS



LARGE SIZES



SLABS FOR
COUNTERTOPS
& FURNITURE



FURNITURE




FACADES



TECHNICAL
SPECIFICATIONS

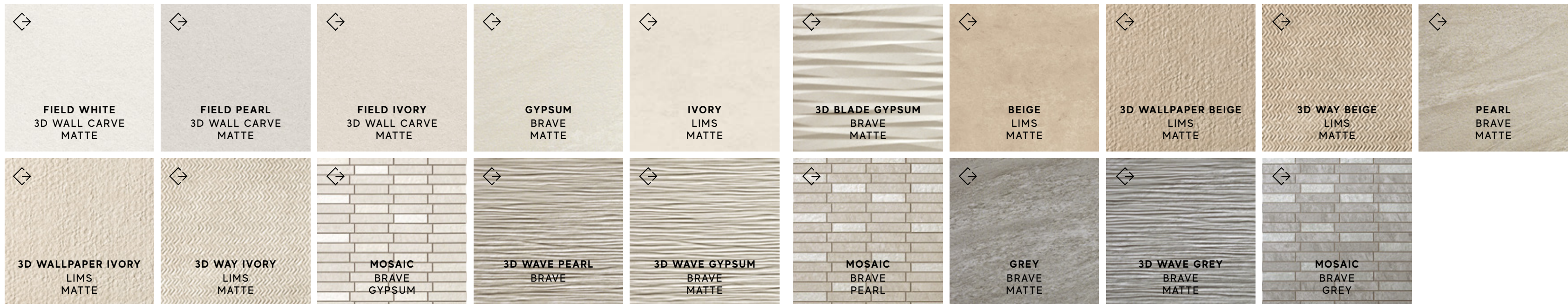




Wall Tiles — 3D WALL, STONE LOOK

Wall Tiles Stone Look

Wall Tiles — 3D WALL, STONE LOOK



INDEX



PRODUCT
FINDER



SURFACE
RANGE



PORCELAIN TILES
WALL TILES

COMPANY




COLLECTIONS



LARGE SIZES



SLABS FOR
COUNTERTOPS
& FURNITURE



FURNITURE



FACADES




TECHNICAL
SPECIFICATIONS



Wall Tiles Concrete Look

Wall Tiles — CONCRETE LOOK



Wall Tiles — CONCRETE LOOK

INDEX



PRODUCT
FINDER



SURFACE
RANGE



PORCELAIN TILES
WALL TILES

COMPANY



COLLECTIONS



LARGE SIZES



SLABS FOR
COUNTERTOPS
& FURNITURE



FURNITURE




FACADES




TECHNICAL
SPECIFICATIONS





Wall Tiles Marble Look



INDEX



PRODUCT FINDER



SURFACE RANGE



PORCELAIN TILES
WALL TILES

COMPANY



COLLECTIONS



LARGE SIZES



SLABS FOR COUNTERTOPS & FURNITURE



FURNITURE

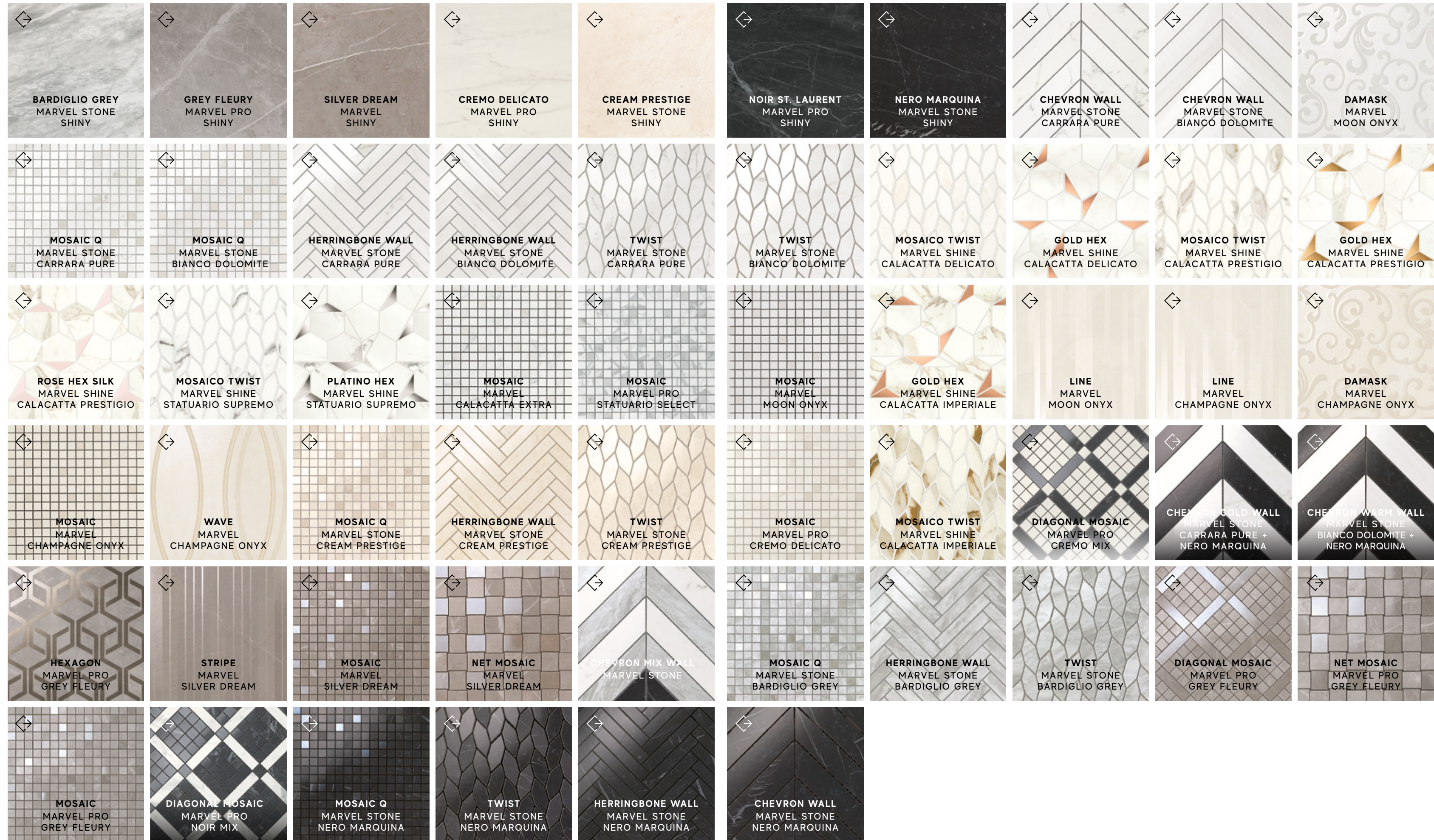


FACADES



TECHNICAL SPECIFICATIONS





Wall Tiles — MARBLE LOOK

Wall Tiles — MARBLE LOOK

- INDEX ≡
- PRODUCT FINDER >
- SURFACE RANGE** >
- PORCELAIN TILES
WALL TILES
- COMPANY >
- COLLECTIONS >
- LARGE SIZES >
- SLABS FOR COUNTERTOPS & FURNITURE >
- FURNITURE >
- FACADES >
- TECHNICAL SPECIFICATIONS >

Wall Tiles Color Look



Wall Tiles — COLOR LOOK

Wall Tiles — COLOR LOOK

INDEX



PRODUCT
FINDER



SURFACE
RANGE



PORCELAIN TILES
WALL TILES

COMPANY



COLLECTIONS



LARGE SIZES



SLABS FOR
COUNTERTOPS
& FURNITURE



FURNITURE




FACADES



TECHNICAL
SPECIFICATIONS





Wall Tiles — COLOR LOOK

Wall Tiles — COLOR LOOK

INDEX



PRODUCT FINDER



SURFACE RANGE



PORCELAIN TILES
WALL TILES

COMPANY



COLLECTIONS



LARGE SIZES



SLABS FOR
COUNTERTOPS
& FURNITURE



FURNITURE



FACADES




TECHNICAL
SPECIFICATIONS



Company

- ↔ ABOUT US
- ↔ OUR PLACES
- ↔ COLLABORATIONS
- ↔ DESIGN ACHIEVEMENTS & AWARDS

INDEX 

PRODUCT
FINDER >

SURFACE
RANGE >

COMPANY >

COLLECTIONS >

LARGE SIZES >

SLABS FOR
COUNTERTOPS
& FURNITURE >

FURNITURE >

FACADES >

TECHNICAL
SPECIFICATIONS >

History

1969

Ceramica Concorde is founded

1990

Atlas Concorde is established from the merge of Ceramica Concorde and Ceramiche Atlas

2015

Production of large slabs

2020

Automated Warehouse

2023

New large slabs plant

1974

Ceramiche Atlas is established

1998

Porcelain tile production

2017

Atlas Plan brand

2021

Atlas Concorde Habitat brand

Our vision

Enriching spaces around the world with the beauty of Italian design.

Our mission

Modernizing spaces around the world through our elegant and refined style.

Our way

Made to Excel: being both high-performing and supportive of individuals.



Our places



Park Studio

An innovative exhibition space of more than 3,000 square meters inside the Atlas Concorde Headquarters.


[INDEX](#)

[PRODUCT
FINDER](#)

[SURFACE
RANGE](#)

[COMPANY](#)

[COLLECTIONS](#)

[LARGE SIZES](#)

[SLABS FOR
COUNTERTOPS
& FURNITURE](#)

[FURNITURE](#)

[FACADES](#)

[TECHNICAL
SPECIFICATIONS](#)




Atlas Concorde Studios



7

- Dubai, AE
- Nashville, US
- London, UK
- Paris, FR
- Lyon, FR
- Milan, IT
- Moscow, RU

Spaces for architects, interior designers, and professionals.



Atlas Concorde Stores



32

- | | | | | |
|-----------------|--------------|----------------|-------------------------|------------------|
| Aberystwyth, UK | Doha, QA | Lahore, PK | Nizhny Novgorod, RU (2) | Tyumen, RU |
| Baghdad, IQ | Gurgaon, IN | Lille, FR | Ofringen, CH | Vienna, AT |
| Beirut, LB | Kazan, RU | Manama, BH | St. Petersburg, RU | Wan Chai, HK (2) |
| Belgrade, RS | Kostroma, RU | Moscow, RU (8) | Saratov, RU | |
| Bucharest, RO | Kuwait, KW | Muscat, OM | Seoul, KR | |

Flagships stores open to the public.

PRODUCT
FINDER >

SURFACE
RANGE >

COMPANY >

COLLECTIONS >

LARGE SIZES >

SLABS FOR
COUNTERTOPS
& FURNITURE >

FURNITURE >

FACADES >

TECHNICAL
SPECIFICATIONS >

International leadership



◆ Headquarters ● Studios ● Stores ● Representative offices

HEADQUARTERS ATLAS CONCORDE PARK STUDIO

Fiorano Modenese, IT

7

STUDIOS

- Dubai, AE
- London, UK
- Lyon, FR
- Milan, IT
- Moscow, RU
- Nashville, US
- Paris, FR

32

STORES

- Aberystwyth, UK
- Baghdad, IQ
- Beirut, LB
- Belgrade, RS
- Bucharest, RO
- Doha, QA
- Gurgaon, IN
- Kazan, RU
- Kostroma, RU
- Kuwait, KW
- Lahore, PK
- Lille, FR
- Manama, BH
- Moscow, RU (8)
- Muscat, OM
- Nizhny Novgorod, RU (2)
- Oftringen, CH
- St. Petersburg, RU
- Saratov, RU
- Seoul, KR
- Tyumen, RU
- Vienna, AT
- Wan Chai, HK (2)



7

REPRESENTATIVE OFFICES

- Beijing, CN
- Dania Beach, US
- Kiev, UA
- Riga, LV
- St. Petersburg, RU
- Seoul, KR
- Sydney, AU

Collaborations

Piero Lissoni

CANONE INVERSO
PRISM
3D WALL CARVE  
BOOST COLOR



Matteo Brioni

BOOST NATURAL 




Mario Ferrarini

DIALOGO 



HBA

(Hirsch Bedner Associates)
MARVEL TRAVERTINE 



Zaha Hadid Architects

MARVEL MERAUVIGLIA



Design achievements & awards



reddot winner 2023

MARVEL TRAVERTINE DECORS in collaboration with HBA
MARVEL X HAMMERED SURFACE Atlas Concorde style office
MARVEL GALA Atlas Concorde style office



reddot winner 2022

3D WALL CARVE in collaboration with Piero Lissoni
BOOST NATURAL in collaboration with Matteo Brioni
DIALOGO in collaboration with Mario Ferrarini
APLOMB Atlas Concorde style office



ADI DESIGN INDEX 2023

SENSITECH Surface Atlas Concorde R&D office



ADI DESIGN INDEX 2022

3D WALL CARVE in collaboration with Piero Lissoni



Collections

3D Wall

- ↔ 3D WALL CARVE
- ↔ 3D WALL DESIGN
- ↔ 3D WALL PLASTER

In collaboration with **Piero Lissoni**

- ↔ APLOMB
- ↔ ARTY

Concrete & Resin look

- ↔ BOOST
- ↔ BOOST BALANCE
- ↔ BOOST COLOR
- ↔ BOOST NATURAL
- ↔ BOOST PRO
- ↔ CANONE INVERSO
- ↔ PRISM
- ↔ VENTI BOOST

In collaboration with **Piero Lissoni**
In collaboration with **Matteo Brioni**

In collaboration with **Piero Lissoni**
In collaboration with **Piero Lissoni**

Marble Look

- ↔ MARVEL
- ↔ MARVEL DREAM
- ↔ MARVEL GALA
- ↔ MARVEL GEMS
- ↔ MARVEL MERAVIGLIA
- ↔ MARVEL ONYX
- ↔ MARVEL PRO
- ↔ MARVEL SHINE
- ↔ MARVEL STONE
- ↔ MARVEL TRAVERTINE
- ↔ MARVEL X

In collaboration with **Zaha Hadid Architects**

In collaboration with **HBA**

Stone Look

- ↔ BOOST MINERAL
- ↔ BOOST MIX
- ↔ BOOST STONE
- ↔ BRAVE
- ↔ KLIF
- ↔ KONE
- ↔ LIMS
- ↔ MARVEL TRAVERTINE
- ↔ NORDE
- ↔ TRUST

In collaboration with **HBA**

Wood Look

- ↔ AXI
- ↔ ENTICE
- ↔ ETIC
- ↔ ETIC PRO
- ↔ EXENCE
- ↔ HEARTWOOD

INDEX



PRODUCT FINDER



SURFACE RANGE



COMPANY



COLLECTIONS



3D WALL
CONCRETE & RESIN LOOK
MARBLE LOOK
STONE LOOK
WOOD LOOK

LARGE SIZES



SLABS FOR COUNTERTOPS & FURNITURE



FURNITURE



FACADES



TECHNICAL SPECIFICATIONS



3D Wall Carve

3D Sign + 3D Squares: Capsule Collection by **Piero Lissoni**

Wall

COLLECTION
CATALOG



VIDEO



Wall Tiles RECTIFIED MONOCALIBER

Sizes	Thickness	Surface finish
40x80 cm - 15 ³ / ₄ "x31 ¹ / ₂ "	± 8,5 mm	Matte
3D WALL TILES 40x80 cm - 15 ³ / ₄ "x31 ¹ / ₂ "	± 8,5 mm	Matte

3D SIGN + 3D SQUARES : DESIGN BY PIERO LISSONI



INDEX



PRODUCT
FINDER



SURFACE
RANGE



COMPANY



COLLECTIONS



3D WALL
CONCRETE & RESIN LOOK
MARBLE LOOK
STONE LOOK
WOOD LOOK

LARGE SIZES



SLABS FOR
COUNTERTOPS
& FURNITURE



FURNITURE



FACADES



TECHNICAL
SPECIFICATIONS



3D Wall Carve

Wall Tiles

MATTE SURFACE



± 8,5 mm

40x80 cm - 15⁵/₈"x31¹/₂"

A57T 3D Wall Carve Field White

A57U 3D Wall Carve Field Pearl

A57V 3D Wall Carve Field Ivory



± 8,5 mm 3D WALL

40x80 cm - 15⁵/₈"x31¹/₂"

A57W 3D Wall Carve Sign White

A57X 3D Wall Carve Sign Pearl

A57Y 3D Wall Carve Sign Ivory

A57Z 3D Wall Carve Squares White

A57Ø 3D Wall Carve Squares Pearl

A571 3D Wall Carve Squares Ivory

A572 3D Wall Carve Chisel White

A573 3D Wall Carve Chisel Pearl

A574 3D Wall Carve Chisel Ivory

A575 3D Wall Carve Whittle White

A576 3D Wall Carve Whittle Pearl

A577 3D Wall Carve Whittle Ivory

A578 3D Wall Carve Leaf White

A58A 3D Wall Carve Leaf Pearl

A579 3D Wall Carve Leaf Ivory

TRIM TILES



14x40 cm - 5⁵/₈"x15⁵/₈"

A60A 3D Wall Carve Field White Corner 40 *

A60B 3D Wall Carve Field Pearl Corner 40 *

A60C 3D Wall Carve Field Ivory Corner 40 *



1,4x1,4 cm - 5⁵/₈"x5⁵/₈"

A60D 3D Wall Carve Field White Corner A.E. *

A60E 3D Wall Carve Field Pearl Corner A.E. *

A60F 3D Wall Carve Field Ivory Corner A.E. *



Wall



3D SIGN + 3D SQUARES : DESIGN BY PIERO LISSONI

* These parts are supplied to order - I pezzi sono disponibili su ordinazione - Les pièces sont disponibles sur commande - Die Teile sind auf Bestellung lieferbar - Las piezas se hacen por encargo - Изготавливаются на заказ

INDEX



PRODUCT FINDER



SURFACE RANGE



COMPANY



COLLECTIONS




3D WALL
CONCRETE & RESIN LOOK
MARBLE LOOK
STONE LOOK
WOOD LOOK

LARGE SIZES



SLABS FOR COUNTERTOPS & FURNITURE



FURNITURE



FACADES



TECHNICAL SPECIFICATIONS



3D Wall Design

Wall

3D WALL WORLD CATALOG



VIDEO



Wall Tiles RECTIFIED MONOCALIBER

Sizes	Thickness	Surface finish
50x120 cm - 19 5/8" x 47 1/4"	± 11 mm	Matte
	± 8,5 mm	Matte, Shiny
40x80 cm - 15 3/4" x 31 1/2"	± 10 mm	Matte, Shiny
	± 8,5 mm	Matte, Shiny
30,5x56 cm - 12" x 22"	± 9,5 mm	Matte
	± 8,5 mm	Matte

INDEX

PRODUCT FINDER

SURFACE RANGE

COMPANY

COLLECTIONS

- 3D WALL
- CONCRETE & RESIN LOOK
- MARBLE LOOK
- STONE LOOK
- WOOD LOOK

LARGE SIZES

SLABS FOR COUNTERTOPS & FURNITURE

FURNITURE

FACADES

TECHNICAL SPECIFICATIONS


3D Wall Design

Wall Tiles



Wall

MATTE SURFACE



± 11 mm

50x120 cm - 19⁵/₈"x47¹/₄"

A6BJ 3D Wall Design 3D Ultra Blade White ⁽²⁾

A6BH 3D Wall Design 3D Line White ⁽²⁾

A6BI 3D Wall Design 3D Flows White ⁽²⁾



± 8,5 mm

50x120 cm - 19⁵/₈"x47¹/₄"

A6BF 3D Wall Design Solid White



± 10 mm

40x80 cm - 15³/₄"x31¹/₂"

8DMA 3D Wall Design 3D Angle White ⁽²⁾

8DBW 3D Wall Design 3D Blade White ⁽²⁾

8DAW 3D Wall Design 3D Stars White ⁽²⁾

8DDI 3D Wall Design 3D Diamond White ⁽²⁾

8DDN 3D Wall Design 3D Diamond Night ⁽²⁾

8DFW 3D Wall Design 3D Flash White ⁽²⁾

8DUW 3D Wall Design 3D Dune White ⁽²⁾

8DUS 3D Wall Design 3D Dune Sand ⁽²⁾

8DMW 3D Wall Design 3D Wind White ⁽²⁾

8AWS 3D Wall Design 3D Wave Arty Sugar ⁽²⁾

8AWM 3D Wall Design 3D Wave Arty Milk ⁽²⁾

8SBW 3D Wall Design 3D Ribbon White ⁽²⁾

8DSM 3D Wall Design 3D Twist Sage ⁽²⁾

A6PA 3D Wall Design 3D Blade Rose ⁽²⁾



± 8,5 mm

40x80 cm - 15³/₄"x31¹/₂"

8DSO 3D Wall Design Solid White

8DSA 3D Wall Design Solid Sand



± 9,5 mm

30,5x56 cm - 12"x22"

9D5B 3D Wall Design 3D Ultra Blade White ⁽²⁾

9D5W 3D Wall Design 3D Wave White ⁽²⁾




± 8,5 mm

30,5x56 cm - 12"x22"

9D5S 3D Wall Design Solid White

SHINY SURFACE



± 8,5 mm

50x120 cm - 19⁵/₈"x47¹/₄"

A6BG 3D Wall Design Solid White Glossy



± 10 mm

40x80 cm - 15³/₄"x31¹/₂"

8DWG 3D Wall Design 3D Wave White Glossy ⁽²⁾



± 8,5 mm

40x80 cm - 15³/₄"x31¹/₂"

8DSL 3D Wall Design Solid White Glossy

TRIM TILES

LD8W Spigolo 8,5mm White
0,8x20 cm - ³/₈"x7⁷/₈"

A8DW Spigolo 8,5mm White A.E.
0,8x0,8 cm - ³/₈"x³/₈"

LDWM Spigolo 10mm White * ⁽¹⁾
1x20 cm - ³/₈"x7⁷/₈"

LDWG Spigolo 10mm White Glossy * ⁽¹⁾
1x20 cm - ³/₈"x7⁷/₈"

LDAM Spigolo 10mm Sand * ⁽¹⁾
1x20 cm - ³/₈"x7⁷/₈"

LDNM Spigolo 10mm Night * ⁽¹⁾
1x20 cm - ³/₈"x7⁷/₈"



SOLID WHITE GLOSSY




SOLID WHITE MATTE




SOLID SAND MATTE

DECOR RANGE



9DSM 3D Wall Design Solid White Mosaic
30,5x30,5 cm - 12"x12"



3D LINE WHITE MATTE



3D WAVE WHITE GLOSSY



3D ULTRA BLADE WHITE MATTE



3D RIBBON WHITE MATTE



3D FLASH WHITE MATTE



3D STARS WHITE MATTE



3D FLOWS WHITE MATTE



3D WAVE ARTY SUGAR MATTE



3D DUNE WHITE MATTE



3D BLADE WHITE MATTE



3D DIAMOND WHITE MATTE



3D ANGLE WHITE MATTE




3D WIND WHITE MATTE



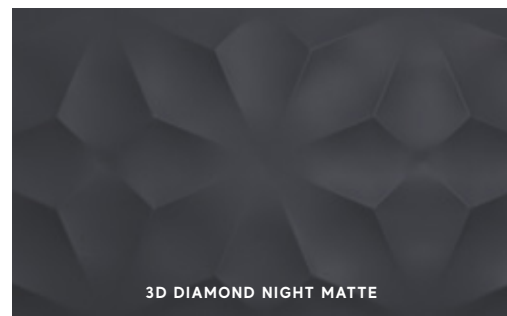
3D WAVE ARTY MILK MATTE



3D DUNE SAND MATTE



3D BLADE ROSE MATTE



3D DIAMOND NIGHT MATTE



3D TWIST SAGE MATTE

INDEX



PRODUCT
FINDER



SURFACE
RANGE



COMPANY



COLLECTIONS



3D WALL
CONCRETE & RESIN LOOK
MARBLE LOOK
STONE LOOK
WOOD LOOK

LARGE SIZES



SLABS FOR
COUNTERTOPS
& FURNITURE



FURNITURE



FACADES



TECHNICAL
SPECIFICATIONS



* These parts are supplied to order - I pezzi sono disponibili su ordinazione - Les pièces sont disponibles sur commande - Die Teile sind auf Bestellung lieferbar - Las piezas se hacen por encargo - Изготавливаются на заказ

⁽¹⁾ The 10 mm edge matches three-dimensional wall tiles having a 10-11 mm thickness - Lo spigolo 10 mm si abbina a rivestimenti tridimensionali di spessore 10-11 mm - Le bord 10 mm s'adapte aux revêtements tridimensionnels épaisseur 10-11 mm - Die 10 mm Kante ist mit dreidimensionalen Wandfliesen mit einer Stärke von 10-11 mm kombinierbar - La arista de 10 mm se combina con revestimientos tridimensionales de 10-11 mm de grosor - Угловой элемент 10 мм сочетается с трехмерной настенной плиткой толщиной 10-11 мм

⁽²⁾ Registered Community Design

3D Wall Plaster

COLLECTION
CATALOG



VIDEO



Wall



Wall Tiles RECTIFIED MONOCALIBER

Sizes	Thickness	Surface finish
50x120 cm - 19 5/8"x47 1/4"	± 8,5 mm	Matte
3D WALL TILES		
50x120 cm - 19 5/8"x47 1/4"	± 8,5 mm	Matte

INDEX



PRODUCT
FINDER



SURFACE
RANGE



COMPANY



COLLECTIONS



- 3D WALL
- CONCRETE & RESIN LOOK
- MARBLE LOOK
- STONE LOOK
- WOOD LOOK

LARGE SIZES



SLABS FOR
COUNTERTOPS
& FURNITURE



FURNITURE



FACADES



TECHNICAL
SPECIFICATIONS



3D Wall Plaster

Wall Tiles

MATTE SURFACE



± 8,5 mm

50x120 cm - 19⁵/₈"x47¹/₄"

AHQT 3D Wall Plaster Plain White



± 8,5 mm 3D WALL

50x120 cm - 19⁵/₈"x47¹/₄"

AHQU 3D Wall Plaster Origami White

AHQV 3D Wall Plaster Bloom White

AHQW 3D Wall Plaster Jasmine White

AHQX 3D Wall Plaster Combed White

AHQY 3D Wall Plaster Barcode White




Wall



PLAIN




ORIGAMI



BLOOM



COMBED



JASMINE



BARCODE

INDEX



PRODUCT FINDER



SURFACE RANGE



COMPANY



COLLECTIONS



3D WALL

CONCRETE & RESIN LOOK

MARBLE LOOK

STONE LOOK

WOOD LOOK

LARGE SIZES



SLABS FOR COUNTERTOPS & FURNITURE



FURNITURE



FACADES



TECHNICAL SPECIFICATIONS



Aplomb

COLLECTION
CATALOG



VIDEO



Wall



Wall Tiles RECTIFIED MONOCALIBER

Sizes
50x120 cm - 19³/₈"x47¹/₄"

Thickness
± 8,5 mm

Surface finish
Matte

INDEX



PRODUCT
FINDER



SURFACE
RANGE



COMPANY



COLLECTIONS



- 3D WALL
- CONCRETE & RESIN LOOK
- MARBLE LOOK
- STONE LOOK
- WOOD LOOK

LARGE SIZES



SLABS FOR
COUNTERTOPS
& FURNITURE



FURNITURE



FACADES



TECHNICAL
SPECIFICATIONS



Aplomb

Wall Tiles



MATTE SURFACE

Wall



± 8,5 mm

50x120 cm - 19⁵/₈"x47¹/₄"

- A6E5 Aplomb Canvas Minidots
- A6E4 Aplomb Cream Minidots
- A6E3 Aplomb White Minidots
- A6E6 Aplomb Denim Minidots
- A6IL Aplomb Lichen Minidots
- A6E9 Aplomb Canvas Stripes
- A6E8 Aplomb Cream Stripes
- A6E7 Aplomb White Stripes
- A6FA Aplomb Denim Stripes
- A6IM Aplomb Lichen Stripes



TRIM TILES



1,4x50 cm - 5⁵/₈"x19⁵/₈"

- A6NH Aplomb Canvas Minidots Corner 50 *
- A6NG Aplomb Cream Minidots Corner 50 *
- A6NF Aplomb White Minidots Corner 50 *
- A6NJ Aplomb Denim Minidots Corner 50 *
- A6NI Aplomb Lichen Minidots Corner 50 *
- A6NM Aplomb Canvas Stripes Corner 50 *
- A6NL Aplomb Cream Stripes Corner 50 *
- A6NK Aplomb White Stripes Corner 50 *
- A6NO Aplomb Denim Stripes Corner 50 *
- A6NN Aplomb Lichen Stripes Corner 50 *



1,4x1,4 cm - 5⁵/₈"x5⁵/₈"

- A6NR Aplomb Canvas Minidots Corner A.E *
- A6NQ Aplomb Cream Minidots Corner A.E *
- A6NP Aplomb White Minidots Corner A.E *
- A6NT Aplomb Denim Minidots Corner A.E *
- A6NS Aplomb Lichen Minidots Corner A.E *
- A6NW Aplomb Canvas Stripes Corner A.E *
- A6NV Aplomb Cream Stripes Corner A.E *
- A6NU Aplomb White Stripes Corner A.E *
- A6NY Aplomb Denim Stripes Corner A.E *
- A6NX Aplomb Lichen Stripes Corner A.E *

* These parts are supplied to order - I pezzi sono disponibili su ordinazione - Les pièces sont disponibles sur commande - Die Teile sind auf Bestellung lieferbar - Las piezas se hacen por encargo - Изготавливаются на заказ

DECOR RANGE



A6FC Aplomb White Leaf
50x120 cm - 19⁵/₈"x47¹/₄"

3 patterns with no graphic continuity / 3 pattern senza continuità grafica.

A6FD Aplomb Canvas Leaf
50x120 cm - 19⁵/₈"x47¹/₄"

3 patterns with no graphic continuity / 3 pattern senza continuità grafica.

A6SH Aplomb Cream Leaf Lux ⁽¹⁾
50x120 cm - 19⁵/₈"x47¹/₄"

1 patterns with graphic continuity / 1 pattern con continuità grafica.

A6SI Aplomb Lichen Leaf Lux ⁽¹⁾
50x120 cm - 19⁵/₈"x47¹/₄"

1 patterns with graphic continuity / 1 pattern con continuità grafica.

A6SJ Aplomb Canvas Flora ⁽¹⁾
50x120 cm - 19⁵/₈"x47¹/₄"

A6FB Aplomb White Mesh ⁽²⁾
50x120 cm - 19⁵/₈"x47¹/₄"

A6VØ Aplomb Fabric Light ⁽¹⁾
50x120 cm - 19⁵/₈"x47¹/₄"

It can be combined with / Abbinabile con / Peut être combiné avec /
Kombinierbar mit / Combinabile con / Совместимы с:
Minidots Cream

A6V1 Aplomb Fabric Dark ⁽¹⁾
50x120 cm - 19⁵/₈"x47¹/₄"

It can be combined with / Abbinabile con / Peut être combiné avec /
Kombinierbar mit / Combinabile con / Совместимы с:
Minidots Lichen - Minidots Cream

⁽¹⁾ Application of decorative materials. The use of a common mild detergent is recommended. Avoid using acidic or alkaline products, waxes, steel wool, or abrasives. - Applicazione di materie decorative. Si consiglia l'utilizzo di un comune detergente neutro. Evitare l'utilizzo di prodotti acidi o alcalini, ceranti e pagliette di metallo o abrasive. - Application de matériaux décoratifs. Nous conseillons l'emploi de détergents neutres courants. Éviter l'utilisation de cires et de produits acides ou alcalins, ainsi que les pailles métalliques ou abrasives. - Dekorationsmaterial. Es empfiehlt sich, ein haushaltsübliches, neutrales Reinigungsmittel zu verwenden. Saure oder alkalische Produkte, Wachs sowie Stahlwolle- bzw. Scheuerschwämme sind zu vermeiden. Aplicación de materiales decorativos. Recomendamos utilizar un detergente neutro común. Hay que evitar el uso de productos ácidos o alcalinos, ceras y estropajos de metal o abrasivos. - Применение декоративных материалов. Рекомендуется чистить обычным нейтральным моющим средством. Не рекомендуется использовать кислотные, щелочные, восковые средства, а также металлические мочалки.

⁽²⁾ Item sold by square meter. - Articolo venduto al mq. - Article vendu au mètre carré. - Artikel pro m² verkauft. - Artículo vendido por m². - Артикул продается квадратными метрами.

INDEX



PRODUCT
FINDER



SURFACE
RANGE



COMPANY



COLLECTIONS



- 3D WALL
- CONCRETE & RESIN LOOK
- MARBLE LOOK
- STONE LOOK
- WOOD LOOK

LARGE SIZES



SLABS FOR
COUNTERTOPS
& FURNITURE



FURNITURE



FACADES



TECHNICAL
SPECIFICATIONS



Aplomb

Wall Tiles

DECOR RANGE



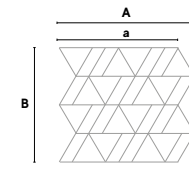
A6SP Aplomb White
Mosaico Triangle ▲
31,5x30,5 - 12⁵/₈"x12"

A6SQ Aplomb Cream
Mosaico Triangle ▲
31,5x30,5 - 12⁵/₈"x12"

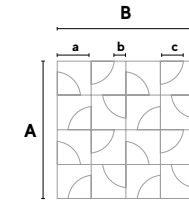
A6SR Aplomb Canvas
Mosaico Triangle ▲
31,5x30,5 - 12⁵/₈"x12"

A6SS Aplomb Lichen
Mosaico Triangle ▲
31,5x30,5 - 12⁵/₈"x12"

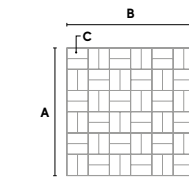
A6ST Aplomb Denim
Mosaico Triangle ▲
31,5x30,5 - 12⁵/₈"x12"



A 35,9 cm - 15¹/₈"
a 30,5 cm - 12"



A 32 cm - 12⁵/₈"
B 32 cm - 12⁵/₈"
a 7,8 cm - 3¹/₈"
b 2,533 cm - 1"
c 5,167 cm - 2"



A 30 cm - 11³/₄"
B 30 cm - 11³/₄"
C 4,88x2,36 cm - 1⁷/₈"x1¹/₄"



A6SK Aplomb White
Mosaico Arch ⁽¹⁾
32x32 - 12⁵/₈"x12⁵/₈"

A6SL Aplomb Cream
Mosaico Arch ⁽¹⁾
32x32 - 12⁵/₈"x12⁵/₈"

A6SM Aplomb Canvas
Mosaico Arch ⁽¹⁾
32x32 - 12⁵/₈"x12⁵/₈"

A6SN Aplomb Lichen
Mosaico Arch ⁽¹⁾
32x32 - 12⁵/₈"x12⁵/₈"

A6SO Aplomb Denim
Mosaico Arch ⁽¹⁾
32x32 - 12⁵/₈"x12⁵/₈"



A6SU Aplomb White
Mosaico Net ⁽²⁾
30x30 - 11³/₄"x11³/₄"

A6SV Aplomb Cream
Mosaico Net ⁽²⁾
30x30 - 11³/₄"x11³/₄"

A6SW Aplomb Canvas
Mosaico Net ⁽²⁾
30x30 - 11³/₄"x11³/₄"

A6SX Aplomb Lichen
Mosaico Net ⁽²⁾
30x30 - 11³/₄"x11³/₄"

A6SY Aplomb Denim
Mosaico Net ⁽²⁾
30x30 - 11³/₄"x11³/₄"



INDEX



PRODUCT
FINDER



SURFACE
RANGE



COMPANY



COLLECTIONS



- 3D WALL
- CONCRETE & RESIN LOOK
- MARBLE LOOK
- STONE LOOK
- WOOD LOOK

LARGE SIZES



SLABS FOR
COUNTERTOPS
& FURNITURE



FURNITURE



FACADES



TECHNICAL
SPECIFICATIONS



⁽¹⁾ The tesserae come from Minidots and Stripes Textures - Le tessere sono ricavate dalle texture minidots e stripes - Les tesselles proviennent des textures minidots et stripes - Die Mosaiksteinchen stammen aus den Textures Minidots und Stripes - Los mosaicos se obtienen de las texturas minidots y stripes - Тессеры вырезаны из структур minidots и stripes

⁽²⁾ The tesserae come from Minidots Textures - Le tessere sono ricavate dalle texture minidots - Les tesselles proviennent des Textures Minidots - Die Mosaiksteinchen stammen aus den Textures Minidots - Los mosaicos se obtienen de las texturas minidots - Тессеры вырезаны из структур Minidots

Arty



Wall



Wall Tiles RECTIFIED MONOCALIBER

Sizes	Thickness	Surface finish
40x80 cm - 15 7/8"x31 1/2"	± 8,5 mm	Matte
3D WALL TILES 40x80 cm - 15 7/8"x31 1/2"	± 10 mm	Matte

INDEX

PRODUCT FINDER

SURFACE RANGE

COMPANY

COLLECTIONS

- 3D WALL
- CONCRETE & RESIN LOOK
- MARBLE LOOK
- STONE LOOK
- WOOD LOOK

LARGE SIZES

SLABS FOR COUNTERTOPS & FURNITURE

FURNITURE

FACADES

TECHNICAL SPECIFICATIONS

Arty Wall Tiles

V1 Uniform Appearance

MATTE SURFACE

Wall

± 8.5 mm
40x80 cm - 15⁷/₈"x31¹/₂"
 8ARU Arty Sugar
 8ARL Arty Milk
 8ARA Arty Charcoal
 8ARN Arty Malt
 8ARD Arty Curry
 8ARB Arty Tabasco

± 10 mm 3D WALL
40x80 cm - 15⁷/₈"x31¹/₂"
 8AWS Arty Sugar Wave
 8AWM Arty Milk Wave



TRIM TILES

LASS Arty Sugar Spigolo
 0,8x20 - 3¹/₈"x7⁷/₈"

AASS Spigolo A.E.
 0,8x0,8 - 3¹/₈"x3¹/₈"

LASH Arty Charcoal Spigolo
 0,8x20 - 3¹/₈"x7⁷/₈"

AASH Spigolo A.E.
 0,8x0,8 - 3¹/₈"x3¹/₈"

LASC Arty Curry Spigolo
 0,8x20 - 3¹/₈"x7⁷/₈"

AASU Spigolo A.E.
 0,8x0,8 - 3¹/₈"x3¹/₈"

LASK Arty Milk Spigolo
 0,8x20 - 3¹/₈"x7⁷/₈"

AASI Spigolo A.E.
 0,8x0,8 - 3¹/₈"x3¹/₈"


LASD Arty Malt Spigolo
 0,8x20 - 3¹/₈"x7⁷/₈"

AASM Spigolo A.E.
 0,8x0,8 - 3¹/₈"x3¹/₈"

LASO Arty Tabasco Spigolo
 0,8x20 - 3¹/₈"x7⁷/₈"

AASO Spigolo A.E.
 0,8x0,8 - 3¹/₈"x3¹/₈"

DECOR RANGE



8ATM Arty Milk Textile
 40x80 - 15⁷/₈"x31¹/₂"



8ATT Arty Tabasco Textile
 40x80 - 15⁷/₈"x31¹/₂"



8A2S Arty Sugar Urban C2
 80x80 - 31¹/₂"x31¹/₂"



8A2C Arty Curry Urban C2
 80x80 - 31¹/₂"x31¹/₂"



8A2T Arty Tabasco Urban C2
 80x80 - 31¹/₂"x31¹/₂"



9ASS Arty Sugar
 Mosaico Minibrick
 30,5x30,5 - 12"x12"



9ASH Arty Charcoal
 Mosaico Minibrick
 30,5x30,5 - 12"x12"




9ASC Arty Curry
 Mosaico Minibrick
 30,5x30,5 - 12"x12"



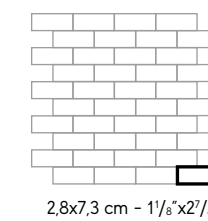
9ASI Arty Milk
 Mosaico Minibrick
 30,5x30,5 - 12"x12"



9ASM Arty Malt
 Mosaico Minibrick
 30,5x30,5 - 12"x12"



9AST Arty Tabasco
 Mosaico Minibrick
 30,5x30,5 - 12"x12"



INDEX



PRODUCT
FINDER



SURFACE
RANGE



COMPANY



COLLECTIONS



- 3D WALL
- CONCRETE & RESIN LOOK
- MARBLE LOOK
- STONE LOOK
- WOOD LOOK

LARGE SIZES



SLABS FOR
COUNTERTOPS
& FURNITURE



FURNITURE



FACADES



TECHNICAL
SPECIFICATIONS



Canone Inverso

Decor collection by **Piero Lissoni**



Wall

Porcelain Tiles



CANONE INVERSO 1

81x32 cm 31¹/₈"x12⁵/₈"
A19U Canone Inverso 1



CANONE INVERSO 2

59x59 cm 23"x23"
A19V Canone Inverso 2




CANONE INVERSO 3

47x147 cm 18¹/₂"x57⁷/₈"
A2US Canone Inverso 3



CANONE INVERSO 4

59x78 cm 23¹/₄"x30³/₄"
A19X Canone Inverso 4



INDEX



PRODUCT
FINDER



SURFACE
RANGE



COMPANY



COLLECTIONS



3D WALL
CONCRETE & RESIN LOOK
MARBLE LOOK
STONE LOOK
WOOD LOOK

LARGE SIZES



SLABS FOR
COUNTERTOPS
& FURNITURE



FURNITURE



FACADES



TECHNICAL
SPECIFICATIONS



Boost



- Floor
- Wall
- Decors
- Outdoor
- Slabs for countertops and furniture
- Bathroom furniture
- Tables
- Facades



Porcelain Tiles RECTIFIED MONOCALIBER

Sizes	Thickness	Surface finish
160x160 cm - 63"x63"	± 6 mm	Matte R9 A
120x278 cm - 47 1/4"x109 1/2"	± 6 mm	Matte R9 A
120x240 cm - 47 1/4"x94 1/2"	± 9 mm	Matte Sensitech R10 B
120x120 cm - 47 1/4"x47 1/4"	± 6 mm	Matte R9 A
	± 9 mm	Matte Sensitech R10 B
60x120 cm - 23 5/8"x47 1/4"	± 6 mm	Matte Sensitech R10 B
	± 9 mm	Matte Sensitech R10 B
75x150 cm - 29 1/2"x59"	± 9 mm	Matte Sensitech R10 B
75x75 cm - 29 1/2"x29 1/2"	± 9 mm	Matte Sensitech R10 B
60x60 cm - 23 5/8"x23 5/8"	± 9 mm	Matte Sensitech R10 B
30x60 cm - 11 7/8"x23 5/8"	± 9 mm	Matte Sensitech R10 B

LARGE SIZES P. 304

OUTDOOR AND WET AREAS

120x120 cm - 47 1/4"x47 1/4"	± 9 mm	Grip Sensitech R11 C
120x240 cm - 47 1/4"x94 1/2"	± 20 mm	Outdoor Sensitech R11 C
120x120 cm - 47 1/4"x47 1/4"	± 20 mm	Outdoor Sensitech R11 C
60x120 cm - 23 5/8"x47 1/4"	± 20 mm	Outdoor Sensitech R11 C
90x90 cm - 35 3/8"x35 3/8"	± 20 mm	Outdoor Sensitech R11 C
60x60 cm - 23 5/8"x23 5/8"	± 20 mm	Outdoor Sensitech R11 C

atlasPLAN

160x320 cm - 63"x126"	± 6 mm	Hammered R9 A
-----------------------	--------	----------------------

SLABS FOR COUNTERTOPS & FURNITURE

162x324 cm - 63 3/4"x127 1/2"	± 12 mm	Hammered
-------------------------------	---------	----------

Wall Tiles RECTIFIED MONOCALIBER

Sizes	Thickness	Surface finish
40x80 cm - 15 3/4"x31 1/2"	± 8,5 mm	Matte
3D WALL TILES		
40x80 cm - 15 3/4"x31 1/2"	± 10 mm	Matte



INDEX

PRODUCT FINDER

SURFACE RANGE

COMPANY

COLLECTIONS

- 3D WALL
- CONCRETE & RESIN LOOK
- MARBLE LOOK
- STONE LOOK
- WOOD LOOK

LARGE SIZES

SLABS FOR COUNTERTOPS & FURNITURE

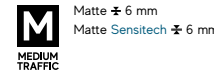
FURNITURE

FACADES

TECHNICAL SPECIFICATIONS

Boost

Porcelain Tiles



Matte ± 6 mm
Matte Sensitech ± 6 mm



Matte Sensitech ± 9 mm
Grip Sensitech ± 9 mm
Outdoor Sensitech ± 20 mm



R9 A Matte ± 6 mm
R10 B Matte Sensitech ± 6 - 9 mm
R11 C Grip Sensitech ± 9 mm
R11 C Outdoor Sensitech ± 20 mm



V3 Moderate
Variation

MATTE SURFACE

Floor Wall



± 6 mm
160x320 cm - 63"x126"
A05Z Boost White Hammered
A05Ø Boost Smoke Hammered
A68I Boost Grey Hammered
A68J Boost Tarmac Hammered



± 6 mm
160x160 cm - 63"x63"
A0DE Boost White
A0DF Boost Smoke
A68K Boost Grey
A68L Boost Tarmac



± 6 mm
120x278 cm - 47 1/4"x109 1/2"
A0BD Boost White
A0BE Boost Pearl
A0BF Boost Grey
A0BG Boost Smoke
A0QB Boost Tarmac



± 6 mm
120x120 cm - 47 1/4"x47 1/4"
A2TK Boost White
A2TM Boost Pearl
A2TN Boost Grey
A2TO Boost Smoke
A2TP Boost Tarmac



Sensitech
± 6 mm
60x120 cm - 23 5/8"x47 1/4"
ALSM Boost White
ALSP Boost Pearl



Sensitech
± 9 mm
120x240 cm - 47 1/4"x94 1/2"
AMGD Boost White
AMGE Boost Pearl
AMGF Boost Grey
AMGG Boost Smoke
AMGH Boost Tarmac



Sensitech
± 9 mm
120x120 cm - 47 1/4"x47 1/4"
AMGI Boost White
AMGJ Boost Pearl
AMGK Boost Grey
AMGL Boost Smoke
AMGM Boost Tarmac



Sensitech
± 9 mm
60x120 cm - 23 5/8"x47 1/4"
A0MO Boost White
A0MP Boost Pearl
A0MQ Boost Grey
A0MR Boost Smoke
A0MS Boost Tarmac



Sensitech
± 9 mm
60x60 cm - 23 5/8"x23 5/8"
AMH3 Boost White
AMH4 Boost Pearl
AMH5 Boost Grey
AMH6 Boost Smoke
AMH7 Boost Tarmac



Sensitech
± 9 mm
30x60 cm - 11 3/4"x23 5/8"
AMH8 Boost White
AMH9 Boost Pearl
AMIA Boost Grey
AMIC Boost Smoke
AMID Boost Tarmac



Sensitech
± 9 mm
75x150 cm - 29 1/2"x59"
A7GV Boost White
A7GW Boost Pearl
A7GX Boost Grey
A7GY Boost Smoke
A7GZ Boost Tarmac



Sensitech
± 9 mm
75x75 cm - 29 1/2"x29 1/2"
AME6 Boost White
AME7 Boost Pearl
AMGV Boost Grey
AMGW Boost Smoke
AMGX Boost Tarmac

GRIP SURFACE

Outdoor



Sensitech
± 9 mm
120x120 cm - 47 1/4"x47 1/4"
AMGN Boost White Grip
AMGO Boost Pearl Grip
AMGP Boost Grey Grip
AMGQ Boost Smoke Grip
AMGR Boost Tarmac Grip

OUTDOOR ± 20 mm



Sensitech
± 20 mm
120x240 cm - 47 1/4"x94 1/2"
A2RØ Boost White 20 mm
A2R9 Boost Grey 20 mm



Sensitech
± 20 mm
120x120 cm - 47 1/4"x47 1/4"
AMG3 Boost White 20 mm
AMG5 Boost Grey 20 mm
AMG6 Boost Smoke 20 mm
AMG7 Boost Tarmac 20 mm



Sensitech
± 20 mm
60x120 cm - 23 5/8"x47 1/4"
AL8Ø Boost White 20 mm
AL81 Boost Grey 20 mm
AL82 Boost Smoke 20 mm
AL83 Boost Tarmac 20 mm



Sensitech
± 20 mm
60x60 cm - 23 5/8"x23 5/8"
A3TJ Boost White 20 mm
A3TK Boost Grey 20 mm
A3TL Boost Smoke 20 mm
A3TM Boost Tarmac 20 mm




Sensitech
± 20 mm
90x90 cm - 35 3/8"x35 3/8"
AMBØ Boost White 20 mm
AMB1 Boost Grey 20 mm
AMB2 Boost Smoke 20 mm
AMCK Boost Tarmac 20 mm



WHITE




PEARL



GREY



SMOKE



TARMAC

INDEX



PRODUCT
FINDER



SURFACE
RANGE



COMPANY



COLLECTIONS




- 3D WALL
- CONCRETE & RESIN LOOK
- MARBLE LOOK
- STONE LOOK
- WOOD LOOK

LARGE SIZES



SLABS FOR
COUNTERTOPS
& FURNITURE



FURNITURE



FACADES



TECHNICAL
SPECIFICATIONS



Boost

Porcelain Tiles


DECOR RANGE



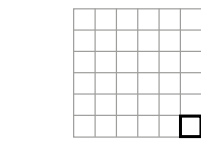
AN6X Boost White Mosaico 30x30 - 1¹/₄"x1¹/₄"
 AN6Y Boost Pearl Mosaico 30x30 - 1¹/₄"x1¹/₄"
 AN6Z Boost Grey Mosaico 30x30 - 1¹/₄"x1¹/₄"
 AN61 Boost Smoke Mosaico 30x30 - 1¹/₄"x1¹/₄"
 AN62 Boost Tarmac Mosaico 30x30 - 1¹/₄"x1¹/₄"



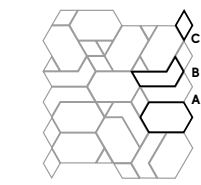
AN63 Boost White Mosaico Shapes 31x33,5 - 12¹/₄"x13¹/₄"
 AN64 Boost Pearl Mosaico Shapes 31x33,5 - 12¹/₄"x13¹/₄"
 AN65 Boost Grey Mosaico Shapes 31x33,5 - 12¹/₄"x13¹/₄"
 AN66 Boost Smoke Mosaico Shapes 31x33,5 - 12¹/₄"x13¹/₄"
 AN67 Boost Tarmac Mosaico Shapes 31x33,5 - 12¹/₄"x13¹/₄"



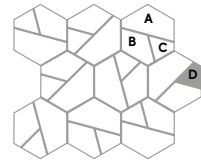
AN68 Boost Smoke Mosaico Hex Yellow ⁽¹⁾ 25x28,5 - 9⁷/₈"x11¹/₄"
 AN69 Boost Smoke Mosaico Hex Black ⁽¹⁾ 25x28,5 - 9⁷/₈"x11¹/₄"
 AN7A Boost Tarmac Mosaico Hex Jade ⁽¹⁾ 25x28,5 - 9⁷/₈"x11¹/₄"
 AN7B Boost Tarmac Mosaico Hex Black ⁽¹⁾ 25x28,5 - 9⁷/₈"x11¹/₄"



4,8x4,8 cm - 1⁷/₈"x1⁷/₈"



A 11,4x6,5 cm - 4¹/₂"x2¹/₂"
 B 11,4x6,5 cm - 4¹/₂"x2¹/₂"
 C 6,3x3,2 cm - 2¹/₂"x1¹/₄"



A 9,7x3,8 cm - 3⁷/₈"x1¹/₂"
 B 4,8x3,8 cm - 1⁷/₈"x1¹/₂"
 C 4,6x3,6 cm - 1³/₄"x1³/₄"
 D 4,6x3,6 cm - 1³/₄"x1³/₄"

TRIM TILES P. 300	Battiscopa	Gradino *	Scalino *	Scalino *	Scalino Ang.*	Battiscopa Sag. Scala *	Davanzale / Soglia *	Elemento L		
	7,2x60 cm 2 ⁷ / ₈ "x23 ³ / ₈ "	Digitale 4,6x60 cm 1 ⁷ / ₈ "x23 ³ / ₈ "	30x60 cm 1 ¹ / ₄ "x23 ³ / ₈ "	33x150 cm 13"x59"	33x120 cm 13"x47 ¹ / ₄ "	33x60 cm 13"x23 ³ / ₈ "	33x33 cm 13"x13"	7,2x30 cm 2 ⁷ / ₈ "x11 ¹ / ₄ "	max 315x50 H.4 cm 124"x19 ³ / ₈ " H.1 ¹ / ₈ "	33x120 H.4 cm 13"x47 ¹ / ₄ " H.1 ¹ / ₈ "
	Matte	Matte	Matte	Matte	Matte	Matte	Matte	Matte	Matte	Grip
White	AMIO	AMIU	AMJA	AMJP	AN7Ø	AMJF	AMJK	AMIZ	AMIS	AOE1
Pearl	AMIQ	AMIV	AMJB	AMJQ	AN71	AMJG	AMJL	AMIØ	AMIE	AOE2
Grey	AMIR	AMIW	AMJC	AMJR	AN72	AMJH	AMJM	AMI1	AMI7	AOEK
Smoke	AMIS	AMIX	AMJD	AMJS	AN73	AMJI	AMJN	AMI3	AMI8	AOEL
Tarmac	AMIT	AMY	AMJE	AMJT	AN74	AMJJ	AMJO	AMI4	AMI9	AOEM

* These parts are supplied to order - I pezzi sono disponibili su ordinazione - Les pièces sont disponibles sur commande - Die Teile sind auf Bestellung lieferbar - Las piezas se hacen por encargo - Изготавливаются на заказ

⁽¹⁾ Application of decorative materials. The use of a common mild detergent is recommended. Avoid using acidic or alkaline products, waxes, steel wool, or abrasives. - Applicazione di materie decorative. Si consiglia l'utilizzo di un comune detergente neutro. Evitare l'utilizzo di prodotti acidi o alcalini, ceranti e pagliette di metallo o abrasive. - Application de matériaux décoratifs. Nous conseillons l'emploi de détergents neutres courants. Éviter l'utilisation de cires et de produits acides ou alcalins, ainsi que les pailles métalliques ou abrasives. - Dekorationsmaterial. Es empfiehlt sich, ein haushaltsübliches, neutrales Reinigungsmittel zu verwenden. Saure oder alkalische Produkte, Wachs sowie Stahlwolle- bzw. Scheuerschwämme sind zu vermeiden. Aplicación de materiales decorativos. Recomendamos utilizar un detergente neutro común. Hay que evitar el uso de productos ácidos o alcalinos, ceras y estropajos de metal o abrasivos. - Применение декоративных материалов. Рекомендуется чистить обычным нейтральным моющим средством. Не рекомендуется использовать кислотные, щелочные, восковые средства, а также металлические мочалки.

The decoration can only be laid on the wall - Il decoro si può posare solo a rivestimento - Décor uniquement mural - Das Dekor kann nur an der Wand verlegt werden. La decoración se puede colocar únicamente en paredes - Декор может быть уложен только на стену.



- INDEX ≡
- PRODUCT FINDER >
- SURFACE RANGE >
- COMPANY >
- COLLECTIONS >
 - 3D WALL
 - CONCRETE & RESIN LOOK
 - MARBLE LOOK
 - STONE LOOK
 - WOOD LOOK
- LARGE SIZES >
- SLABS FOR COUNTERTOPS & FURNITURE >
- FURNITURE >
- FACADES >
- TECHNICAL SPECIFICATIONS >

Boost

Wall Tiles



MATTE SURFACE

Wall



± 8,5 mm
40x80 cm - 15⁵/₈"x31¹/₂"
 8B8W Boost White
 8B8P Boost Pearl
 8B8G Boost Grey
 8B8K Boost Smoke
 8B8S Boost Sage
 8B8R Boost Red



± 10 mm **3D WALL**
40x80 cm - 15⁵/₈"x31¹/₂"
 8BUW Boost 3D Urban White
 8BUP Boost 3D Urban Pearl
 8BUG Boost 3D Urban Grey



WHITE



3D URBAN WHITE



PEARL




3D URBAN PEARL



GREY



3D URBAN GREY

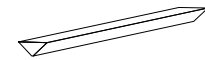


SMOKE



SAGE

TRIM TILES

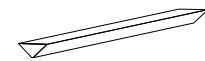


1,4x40 cm - 5⁵/₈"x15⁵/₈"
 LBBW Boost White Corner 40 *
 LBBP Boost Pearl Corner 40 *
 LBBY Boost Grey Corner 40 *
 LBBH Boost Smoke Corner 40 *
 LBBT Boost Sage Corner 40 *
 LBBQ Boost Red Corner 40 *



1,4x1,4 cm - 5⁵/₈"x5⁵/₈"
 AØAW Boost White Corner A.E. *
 AØAP Boost Pearl Corner A.E. *
 AØAG Boost Grey Corner A.E. *
 AØAK Boost Smoke Corner A.E. *
 AØAS Boost Sage Corner A.E. *
 AØAR Boost Red Corner A.E. *

3D TRIM TILES



1,4x40 cm - 5⁵/₈"x15⁵/₈"
 LB3W Boost White 3D Corner 40 *
 LB3P Boost Pearl 3D Corner 40 *
 LB3G Boost Grey 3D Corner 40 *




RED

DECOR RANGE




9BMW Boost White Minibrick
 30,5x30,5 - 12"x12"



9BME Boost Pearl Minibrick
 30,5x30,5 - 12"x12"




9BMY Boost Grey Minibrick
 30,5x30,5 - 12"x12"



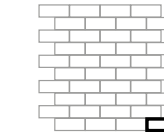
9BMK Boost Smoke Minibrick
 30,5x30,5 - 12"x12"



9BMM Boost Sage Minibrick
 30,5x30,5 - 12"x12"



9BMQ Boost Red Minibrick
 30,5x30,5 - 12"x12"



2,9x7,5 cm - 1 1/8"x3"

INDEX



PRODUCT FINDER



SURFACE RANGE



COMPANY



COLLECTIONS



- 3D WALL
- CONCRETE & RESIN LOOK
- MARBLE LOOK
- STONE LOOK
- WOOD LOOK

LARGE SIZES



SLABS FOR COUNTERTOPS & FURNITURE



FURNITURE



FACADES



TECHNICAL SPECIFICATIONS



Boost Balance

COLLECTION
CATALOG



VIDEO



- Floor
- Wall
- Decors
- Outdoor
- Slabs for countertops and furniture
- Bathroom furniture
- Tables
- Facades



Porcelain Tiles RECTIFIED MONOCALIBER

Sizes	Thickness	Surface finish
120x278 cm - 47 ¹ / ₄ "x109 ¹ / ₂ "	± 6 mm	Matte R9 A
120x120 cm - 47 ¹ / ₄ "x47 ¹ / ₄ "	± 9 mm	Matte Sensitech R10 B Velvet
60x120 cm - 23 ³ / ₈ "x47 ¹ / ₄ "	± 6 mm	Matte Sensitech R10 B
	± 9 mm	Matte Sensitech R10 B Velvet
75x75 cm - 29 ¹ / ₂ "x29 ¹ / ₂ "	± 9 mm	Matte Sensitech R10 B
60x60 cm - 23 ³ / ₈ "x23 ³ / ₈ "	± 9 mm	Matte Sensitech R10 B
30x60 cm - 11 ³ / ₄ "x23 ³ / ₈ "	± 9 mm	Matte Sensitech R10 B
LARGE SIZES P. 304		
OUTDOOR AND WET AREAS		
120x120 cm - 47 ¹ / ₄ "x47 ¹ / ₄ "	± 9 mm	Grip Sensitech R11 C
120x120 cm - 47 ¹ / ₄ "x47 ¹ / ₄ "	± 20 mm	Outdoor Sensitech R11 C
60x120 cm - 23 ³ / ₈ "x47 ¹ / ₄ "	± 20 mm	Outdoor Sensitech R11 C
60x60 cm - 23 ³ / ₈ "x23 ³ / ₈ "	± 20 mm	Outdoor Sensitech R11 C

atlasPLAN

160x320 cm - 63"x126" ± 6 mm Matte **R9 A**

SLABS FOR COUNTERTOPS & FURNITURE

162x324 cm - 63³/₄"x127¹/₂" ± 12 mm Matte
NON-RECTIFIED

INDEX



PRODUCT
FINDER



SURFACE
RANGE



COMPANY



COLLECTIONS



- 3D WALL
- CONCRETE & RESIN LOOK
- MARBLE LOOK
- STONE LOOK
- WOOD LOOK

LARGE SIZES



SLABS FOR
COUNTERTOPS
& FURNITURE



FURNITURE



FACADES



TECHNICAL
SPECIFICATIONS



Boost Balance

Porcelain Tiles



Matte ± 6 mm
Matte Sensitech ± 6 mm
Velvet ± 9 mm



Matte Sensitech ± 9 mm
Grip Sensitech ± 9 mm
Outdoor Sensitech ± 20 mm



R9 A Matte ± 6 mm
R10 B Matte Sensitech ± 6 - 9 mm
R11 C Grip Sensitech ± 9 mm
R11 C Outdoor Sensitech ± 20 mm



V2 Slight Variation

MATTE SURFACE

Floor Wall



± 6 mm
160x320 cm - 63"x126"
AJG4 Boost Balance Ash



± 6 mm
120x278 cm - 47 1/4"x109 1/2"
AJMI Boost Balance Pure
AJMJ Boost Balance White
AJMK Boost Balance Ivory
AJML Boost Balance Cream
AJMM Boost Balance Ash
AJMN Boost Balance Moon
AJMO Boost Balance Pearl
AJMP Boost Balance Grey
AJMQ Boost Balance Smoke
AJMR Boost Balance Tarmac



Sensitech
± 6 mm
60x120 cm - 23 5/8"x47 1/4"
AKMC Boost Balance White
AKMD Boost Balance Ivory
AKPG Boost Balance Ash
AKMF Boost Balance Pearl



Sensitech
± 9 mm
120x120 cm - 47 1/4"x47 1/4"
AJMS Boost Balance Pure
AJMT Boost Balance White
AJMU Boost Balance Ivory
AJMV Boost Balance Cream
AJMW Boost Balance Ash
AJMX Boost Balance Moon
AJMY Boost Balance Pearl
AJMZ Boost Balance Grey
AJMØ Boost Balance Smoke
AJM1 Boost Balance Tarmac



Sensitech
± 9 mm
60x120 cm - 23 5/8"x47 1/4"
AJNN Boost Balance Pure
AJNO Boost Balance White
AJNP Boost Balance Ivory
AJNQ Boost Balance Cream
AJNR Boost Balance Ash
AJNS Boost Balance Moon
AJNT Boost Balance Pearl
AJNU Boost Balance Grey
AJNV Boost Balance Smoke
AJNW Boost Balance Tarmac



Sensitech
± 9 mm
60x60 cm - 23 5/8"x23 5/8"
AJOS Boost Balance Pure
AJOT Boost Balance White
AJOU Boost Balance Ivory
AJOV Boost Balance Cream
AJOW Boost Balance Ash
AJOX Boost Balance Moon
AJOY Boost Balance Pearl
AJOZ Boost Balance Grey
AJOØ Boost Balance Smoke
AJO1 Boost Balance Tarmac



Sensitech
± 9 mm
30x60 cm - 11 3/4"x23 5/8"
AJO2 Boost Balance Pure
AJO3 Boost Balance White
AJO4 Boost Balance Ivory
AJO5 Boost Balance Cream
AJO6 Boost Balance Ash
AJO7 Boost Balance Moon
AJO8 Boost Balance Pearl
AJO9 Boost Balance Grey
AJPA Boost Balance Smoke
AJPB Boost Balance Tarmac



Sensitech
± 9 mm
75x75 cm - 29 1/2"x29 1/2"
AJOI Boost Balance Pure
AJOJ Boost Balance White
AJOK Boost Balance Ivory
AJOL Boost Balance Cream
AJOM Boost Balance Ash
AJON Boost Balance Moon
AJOO Boost Balance Pearl
AJOP Boost Balance Grey
AJOQ Boost Balance Smoke
AJOR Boost Balance Tarmac

VELVET SURFACE



Velvetech
± 9 mm
120x120 cm - 47 1/4"x47 1/4"
AJM2 Boost Balance Pure
AJM3 Boost Balance White
AJM4 Boost Balance Ivory
AJM5 Boost Balance Cream
AJM6 Boost Balance Ash

AJM7 Boost Balance Moon
AJM8 Boost Balance Pearl
AJM9 Boost Balance Grey
AJNA Boost Balance Smoke
AJNB Boost Balance Tarmac



Velvetech
± 9 mm
60x120 cm - 23 5/8"x47 1/4"
AJNX Boost Balance Pure
AJNY Boost Balance White
AJNZ Boost Balance Ivory
AJNØ Boost Balance Cream
AJN1 Boost Balance Ash

AJN2 Boost Balance Moon
AJN3 Boost Balance Pearl
AJN4 Boost Balance Grey
AJN5 Boost Balance Smoke
AJN6 Boost Balance Tarmac

GRIP SURFACE

OUTDOOR ± 20 mm

Outdoor



Sensitech
± 9 mm
120x120 cm - 47 1/4"x47 1/4"
AJNC Boost Balance Pure Grip
AJND Boost Balance White Grip
AJNE Boost Balance Ivory Grip
AJNF Boost Balance Cream Grip
AJNG Boost Balance Ash Grip
AJNH Boost Balance Moon Grip
AJNI Boost Balance Pearl Grip
AJNJ Boost Balance Grey Grip
AJNK Boost Balance Smoke Grip
AJNL Boost Balance Tarmac Grip



Sensitech
± 20 mm
120x120 cm - 47 1/4"x47 1/4"
AJPE Boost Balance White 20 mm
AJPF Boost Balance Ash 20 mm
AJMH Boost Balance Pearl 20 mm
AJPG Boost Balance Grey 20 mm




Sensitech
± 20 mm
60x120 cm - 23 5/8"x47 1/4"
AJPH Boost Balance White 20 mm
AJPI Boost Balance Ash 20 mm
AJPJ Boost Balance Pearl 20 mm
AJPK Boost Balance Grey 20 mm




Sensitech
± 20 mm
60x60 cm - 23 5/8"x23 5/8"
AJPL Boost Balance White 20 mm
AJPM Boost Balance Ash 20 mm
AJPN Boost Balance Pearl 20 mm
AJPO Boost Balance Grey 20 mm



PURE



IVORY



CREAM



ASH



MOON



WHITE



PEARL



GREY



SMOKE



TARMAC

Sensitech P.402

Velvetech P.403

INDEX



PRODUCT FINDER



SURFACE RANGE



COMPANY



COLLECTIONS




- 3D WALL
- CONCRETE & RESIN LOOK
- MARBLE LOOK
- STONE LOOK
- WOOD LOOK

LARGE SIZES



SLABS FOR COUNTERTOPS & FURNITURE



FURNITURE



FACADES




TECHNICAL SPECIFICATIONS




Boost Balance

Porcelain Tiles

DECOR RANGE



AJY9 Boost Balance Pure Mosaico Matte Sensitech 30x30 - 1¹/₄"x1¹/₄"
 AJZB Boost Balance Ivory Mosaico Matte Sensitech 30x30 - 1¹/₄"x1¹/₄"
 AJZC Boost Balance Cream Mosaico Matte Sensitech 30x30 - 1¹/₄"x1¹/₄"
 AJZD Boost Balance Ash Mosaico Matte Sensitech 30x30 - 1¹/₄"x1¹/₄"



AJZE Boost Balance Moon Mosaico Matte Sensitech 30x30 - 1¹/₄"x1¹/₄"
 AJZA Boost Balance White Mosaico Matte Sensitech 30x30 - 1¹/₄"x1¹/₄"
 AJZF Boost Balance Pearl Mosaico Matte Sensitech 30x30 - 1¹/₄"x1¹/₄"
 AJZG Boost Balance Grey Mosaico Matte Sensitech 30x30 - 1¹/₄"x1¹/₄"
 AJZH Boost Balance Smoke Mosaico Matte Sensitech 30x30 - 1¹/₄"x1¹/₄"
 AJZI Boost Balance Tarmac Mosaico Matte Sensitech 30x30 - 1¹/₄"x1¹/₄"




AJ3Q Boost Balance Pure Sensitech
 AJ3G Boost Balance Pure Velvet Mosaico Strings⁽¹⁾ 60x120 - 23⁵/₈"x47¹/₄"
 AJ3S Boost Balance Ivory Sensitech
 AJ3I Boost Balance Ivory Velvet Mosaico Strings⁽¹⁾ 60x120 - 23⁵/₈"x47¹/₄"




AJ3T Boost Balance Cream Sensitech
 AJ3J Boost Balance Cream Velvet Mosaico Strings⁽¹⁾ 60x120 - 23⁵/₈"x47¹/₄"
 AJ3U Boost Balance Ash Sensitech
 AJ3K Boost Balance Ash Velvet Mosaico Strings⁽¹⁾ 60x120 - 23⁵/₈"x47¹/₄"



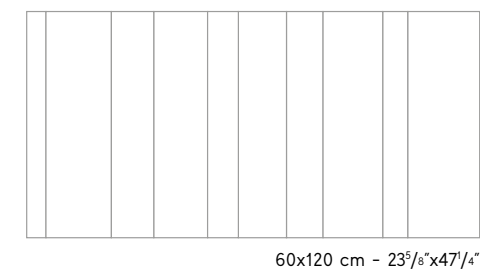
AJ3V Boost Balance Moon Sensitech
 AJ3L Boost Balance Moon Velvet Mosaico Strings⁽¹⁾ 60x120 - 23⁵/₈"x47¹/₄"
 AJ3X Boost Balance Grey Sensitech
 AJ3N Boost Balance Grey Velvet Mosaico Strings⁽¹⁾ 60x120 - 23⁵/₈"x47¹/₄"



AJ3R Boost Balance White Sensitech
 AJ3H Boost Balance White Velvet Mosaico Strings⁽¹⁾ 60x120 - 23⁵/₈"x47¹/₄"
 AJ3Y Boost Balance Smoke Sensitech
 AJ3O Boost Balance Smoke Velvet Mosaico Strings⁽¹⁾ 60x120 - 23⁵/₈"x47¹/₄"



AJ3W Boost Balance Pearl Sensitech
 AJ3M Boost Balance Pearl Velvet Mosaico Strings⁽¹⁾ 60x120 - 23⁵/₈"x47¹/₄"
 AJ3Z Boost Balance Tarmac Sensitech
 AJ3P Boost Balance Tarmac Velvet Mosaico Strings⁽¹⁾ 60x120 - 23⁵/₈"x47¹/₄"



60x120 cm - 23⁵/₈"x47¹/₄"

⁽¹⁾ Engraved mosaic. For best results it is advisable to completely plaster the engravings. / Mosaico inciso, per risultato ottimale si consiglia di stuccare completamente le incisioni. / Mosaïque gravée; pour de meilleurs résultats, il est recommandé de remplir complètement les gravures. / Graviertes Mosaik; für ein optimales Resultat sollten die Gravuren vollständig verspachtelt werden. / Mosaico grabado, para obtener los mejores resultados se recomienda enmasillar el grabado en su totalidad. / Высеченная мозаика. Для оптимального результата рекомендуется полностью заделывать углубления затиркой. Применение декоративных материалов.

INDEX



PRODUCT FINDER



SURFACE RANGE



COMPANY



COLLECTIONS




- 3D WALL
- CONCRETE & RESIN LOOK
- MARBLE LOOK
- STONE LOOK
- WOOD LOOK

LARGE SIZES



SLABS FOR COUNTERTOPS & FURNITURE



FURNITURE



FACADES



TECHNICAL SPECIFICATIONS



Boost Balance

Porcelain Tiles

DECOR RANGE



AJX1 Boost Balance Pure Mosaico Lock Matte **Sensitech** 37,4x50,5 - 14³/₄"x19¹/₈"

AJX3 Boost Balance Ivory Mosaico Lock Matte **Sensitech** 37,4x50,5 - 14³/₄"x19¹/₈"

AJX4 Boost Balance Cream Mosaico Lock Matte **Sensitech** 37,4x50,5 - 14³/₄"x19¹/₈"



AJX5 Boost Balance Ash Mosaico Lock Matte **Sensitech** 37,4x50,5 - 14³/₄"x19¹/₈"

AJX6 Boost Balance Moon Mosaico Lock Matte **Sensitech** 37,4x50,5 - 14³/₄"x19¹/₈"

AJX2 Boost Balance White Mosaico Lock Matte **Sensitech** 37,4x50,5 - 14³/₄"x19¹/₈"

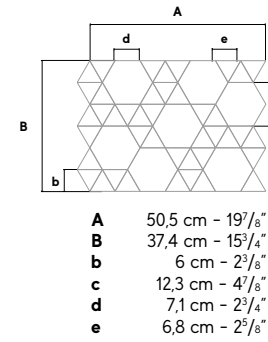


AJUF Boost Balance Pearl Mosaico Lock Matte **Sensitech** 37,4x50,5 - 14³/₄"x19¹/₈"

AJX7 Boost Balance Grey Mosaico Lock Matte **Sensitech** 37,4x50,5 - 14³/₄"x19¹/₈"

AJX8 Boost Balance Smoke Mosaico Lock Matte **Sensitech** 37,4x50,5 - 14³/₄"x19¹/₈"

AJX9 Boost Balance Tarmac Mosaico Lock Matte **Sensitech** 37,4x50,5 - 14³/₄"x19¹/₈"



TRIM TILES P. 300	Battiscopa		Gradino *		Scalino *		Scalino Ang. *	Battiscopa Sag. Scala *	Elemento L	Davanzale / Soglia	Corner *	Corner A.E *		
	7,2x120 cm 2 ⁷ / ₈ "x47 ¹ / ₄ "	7,2x75 cm 2 ⁷ / ₈ "x29 ¹ / ₂ "	7,2x60 cm 2 ⁷ / ₈ "x23 ¹ / ₈ "	30x60 cm 11 ⁷ / ₈ "x23 ¹ / ₈ "	30x120 cm 11 ⁷ / ₈ "x47 ¹ / ₄ "	33x120 cm 13"x47 ¹ / ₄ "	33x60 cm 13"x23 ¹ / ₈ "	33x33 cm 13"x13"	7,2x30 cm 2 ⁷ / ₈ "x11 ⁷ / ₈ "	33x120 H.4 cm 13"x47 ¹ / ₄ " H.1 ¹ / ₈ "	max 315x50 H.4 cm 124"x19 ¹ / ₈ " H.1 ¹ / ₈ "	1x120 cm 3 ⁷ / ₈ "x47 ¹ / ₄ "	1x1 cm 3 ⁷ / ₈ "x1 ¹ / ₈ "	
	Matte	Matte	Matte	Matte	Matte	Matte	Matte	Matte	Matte	Grip	Matte	Matte	Matte	
Pure	AJZT	AJØD	AJZ3	AJ1H	AJØ7	AJ1R	AJ11	AJ2B	AJØN	AJØX	AJ2L	*	AJ2V	AJ25
White	AJZU	AJØE	AJZ4	AJ1I	AJØ8	AJ1S	AJ12	AJ2C	AJØO	AJØY	AJ2M	*	AJ2W	AJ26
Ivory	AJZV	AJØF	AJZ5	AJ1J	AJØ9	AJ1T	AJ13	AJ2D	AJØP	AJØZ	AJ2N	*	AJ2X	AJ27
Cream	AJZW	AJØG	AJZ6	AJ1K	AJ1A	AJ1U	AJ14	AJ2E	AJØQ	AJØØ	AJ2O	*	AJ2Y	AJ28
Ash	AJZX	AJØH	AJZ7	AJ1L	AJ1B	AJ1V	AJ15	AJ2F	AJØR	AJØ1	AJ2P	*	AJ2Z	AJ29
Moon	AJZY	AJØI	AJZ8	AJ1M	AJ1C	AJ1W	AJ16	AJ2G	AJØS	AJØ2	AJ2Q	*	AJ2Ø	AJ3A
Pearl	AJZZ	AJØJ	AJZ9	AJ1N	AJ1D	AJ1X	AJ17	AJ2H	AJØT	AJØ3	AJ2R	*	AJ21	AJ3B
Grey	AJZØ	AJØK	AJØA	AJ1O	AJ1E	AJ1Y	AJ18	AJ2I	AJØU	AJØ4	AJ2S	*	AJ22	AJ3C
Smoke	AJZ1	AJØL	AJØB	AJ1P	AJ1F	AJ1Z	AJ19	AJ2J	AJØV	AJØ5	AJ2T	*	AJ23	AJ3D
Tarmac	AJZZ	AJØM	AJØC	AJ1Q	AJ1G	AJ1Ø	AJ2A	AJ2K	AJØW	AJØ6	AJ2U	*	AJ24	AJ3E

* These parts are supplied to order - I pezzi sono disponibili su ordinazione - Les pièces sont disponibles sur commande - Die Teile sind auf Bestellung lieferbar - Las piezas se hacen por encargo - Идетовляются на заказ



INDEX ☰

PRODUCT FINDER ➤

SURFACE RANGE ➤

COMPANY ➤

COLLECTIONS ➤

- 3D WALL
- CONCRETE & RESIN LOOK
- MARBLE LOOK
- STONE LOOK
- WOOD LOOK

LARGE SIZES ➤

SLABS FOR COUNTERTOPS & FURNITURE ➤

FURNITURE ➤

FACADES ➤

TECHNICAL SPECIFICATIONS ➤

Boost Color

In collaboration with **Piero Lissoni**




- Floor
- Wall
- Decors



FROG : DESIGN BY **PIERO LISSONI**



3D WALL DESIGN



FROG : DESIGN BY **PIERO LISSONI**



Wall Tiles RECTIFIED MONOCALIBER

Sizes	Thickness	Surface finish
50x120 cm - 19 ⁵ / ₈ "x47 ¹ / ₄ "	± 8,5 mm	Matte
3D WALL TILES		
50x120 cm - 19 ⁵ / ₈ "x47 ¹ / ₄ "	± 8,5 mm	Matte

Porcelain Tiles RECTIFIED MONOCALIBER

Sizes	Thickness	Surface finish
120x278 cm - 47 ¹ / ₄ "x109 ¹ / ₂ "	± 6 mm	Matte R9 A

INDEX

PRODUCT FINDER

SURFACE RANGE

COMPANY

COLLECTIONS

- 3D WALL
- CONCRETE & RESIN LOOK
- MARBLE LOOK
- STONE LOOK
- WOOD LOOK

LARGE SIZES

SLABS FOR COUNTERTOPS & FURNITURE

FURNITURE

FACADES

TECHNICAL SPECIFICATIONS

Boost Color Wall Tiles

MATTE SURFACE



± 8,5 mm

50x120 cm - 19⁵/₈"x47¹/₄"

AKMW Boost Color Pure

AKMX Boost Color Moon

AKMY Boost Color Dove

AKMZ Boost Color Linen

AKMØ Boost Color Mauve

AKM1 Boost Color Pebble

AKM2 Boost Color Cream

AKM3 Boost Color Sun

AKM4 Boost Color Salix

AKM5 Boost Color Mint

AKM6 Boost Color Jade

AKM7 Boost Color Teal

AKM8 Boost Color Iris

AKM9 Boost Color Navy

AKN6 Boost Color Pure Frog

AKN7 Boost Color Dove Frog

AKN8 Boost Color Navy Frog



± 8,5 mm 3D WALL

50x120 cm - 19⁵/₈"x47¹/₄"

APZR Boost Color 3D Pleat Linen

APZT Boost Color 3D Pleat Mauve

APZU Boost Color 3D Pleat Jade

APZV Boost Color 3D Pleat Iris

TRIM TILES



1,4x50 cm - ⁵/₈"x19⁵/₈"

APZW Boost Color Pure Corner 50 *

APZX Boost Color Moon Corner 50 *

APZY Boost Color Dove Corner 50 *

APZZ Boost Color Linen Corner 50 *

APZØ Boost Color Mauve Corner 50 *

APZ1 Boost Color Pebble Corner 50 *

APZ2 Boost Color Cream Corner 50 *

APZ3 Boost Color Sun Corner 50 *

APZ4 Boost Color Salix Corner 50 *

APZ5 Boost Color Mint Corner 50 *

APZ6 Boost Color Jade Corner 50 *

APZ7 Boost Color Teal Corner 50 *

APZ8 Boost Color Iris Corner 50 *

APZ9 Boost Color Navy Corner 50 *



1,4x1,4 cm - ⁵/₈"x⁵/₈"

APØB Boost Color Pure Corner A.E. *

APØC Boost Color Moon Corner A.E. *

APØD Boost Color Dove Corner A.E. *

APØE Boost Color Linen Corner A.E. *

APØF Boost Color Mauve Corner A.E. *

APØG Boost Color Pebble Corner A.E. *

APØH Boost Color Cream Corner A.E. *

APØI Boost Color Sun Corner A.E. *

APØJ Boost Color Salix Corner A.E. *

APØK Boost Color Mint Corner A.E. *

APØL Boost Color Jade Corner A.E. *

APØM Boost Color Teal Corner A.E. *

APØN Boost Color Iris Corner A.E. *

APØO Boost Color Navy Corner A.E. *

* These parts are supplied to order - I pezzi sono disponibili su ordinazione

Les pièces sont disponibles sur commande - Die Teile sind auf Bestellung lieferbar

Las piezas se hacen por encargo - Изготавливаются на заказ



Wall

FROG : DESIGN BY PIERO LISSONI

3D WALL DESIGN



INDEX



PRODUCT
FINDER



SURFACE
RANGE



COMPANY



COLLECTIONS



3D WALL
CONCRETE & RESIN LOOK
MARBLE LOOK
STONE LOOK
WOOD LOOK

LARGE SIZES



SLABS FOR
COUNTERTOPS
& FURNITURE



FURNITURE



FACADES



TECHNICAL
SPECIFICATIONS




Boost Color Wall Tiles

DECOR RANGE



APIN Boost Color Pure
Mosaico Brick
33x37 cm - 13"x14⁵/₈"



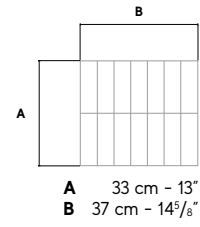
AP1P Boost Color Moon
Mosaico Brick
33x37 cm - 13"x14⁵/₈"




AP1Q Boost Color Dove
Mosaico Brick
33x37 cm - 13"x14⁵/₈"




AP1R Boost Color Linen
Mosaico Brick
33x37 cm - 13"x14⁵/₈"




AP1S Boost Color Mauve
Mosaico Brick
33x37 cm - 13"x14⁵/₈"




AP1T Boost Color Pebble
Mosaico Brick
33x37 cm - 13"x14⁵/₈"



AP1U Boost Color Cream
Mosaico Brick
33x37 cm - 13"x14⁵/₈"



AP1V Boost Color Sun
Mosaico Brick
33x37 cm - 13"x14⁵/₈"




AP1W Boost Color Salix
Mosaico Brick
33x37 cm - 13"x14⁵/₈"



AP1X Boost Color Mint
Mosaico Brick
33x37 cm - 13"x14⁵/₈"




AP1Y Boost Color Jade
Mosaico Brick
33x37 cm - 13"x14⁵/₈"



AP1Z Boost Color Teal
Mosaico Brick
33x37 cm - 13"x14⁵/₈"




AP2B Boost Color Iris
Mosaico Brick
33x37 cm - 13"x14⁵/₈"



AP2C Boost Color Navy
Mosaico Brick
33x37 cm - 13"x14⁵/₈"



AP1J Boost Color Linen
Mosaico Ruler
50x40 cm - 23³/₈"x15¹/₄"



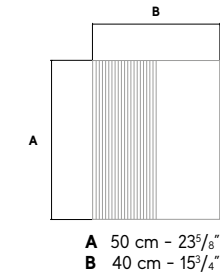
AP1K Boost Color Mauve
Mosaico Ruler
50x40 cm - 23³/₈"x15¹/₄"



AP1L Boost Color Jade
Mosaico Ruler
50x40 cm - 23³/₈"x15¹/₄"



AP1M Boost Color Iris
Mosaico Ruler
50x40 cm - 23³/₈"x15¹/₄"



AP3T Boost Color Decoro Shade Iris
50x120 cm - 19¹/₈"x47¹/₄"



AP3U Boost Color Decoro Shade Mint
50x120 cm - 19¹/₈"x47¹/₄"



AP3V Boost Color Decoro Shade Dove
50x120 cm - 19¹/₈"x47¹/₄"

INDEX



PRODUCT
FINDER



SURFACE
RANGE



COMPANY



COLLECTIONS



- 3D WALL
- CONCRETE & RESIN LOOK
- MARBLE LOOK
- STONE LOOK
- WOOD LOOK

LARGE SIZES



SLABS FOR
COUNTERTOPS
& FURNITURE



FURNITURE



FACADES



TECHNICAL
SPECIFICATIONS



Boost Color

Porcelain Tiles



MATTE SURFACE

Floor Wall



± 6 mm
120x278 cm - 47 1/4" x 109 1/2"
AKNE Boost Color Mauve
AKNI Boost Color Salix
AKNK Boost Color Jade
AKNL Boost Color Teal
AP3R Boost Color Pure Frog

FROG : DESIGN BY PIERO LISSONI



JADE



TEAL



MAUVE



SALIX



FROG PURE

INDEX



PRODUCT FINDER



SURFACE RANGE



COMPANY



COLLECTIONS



- 3D WALL
- CONCRETE & RESIN LOOK
- MARBLE LOOK
- STONE LOOK
- WOOD LOOK

LARGE SIZES



SLABS FOR COUNTERTOPS & FURNITURE



FURNITURE



FACADES



TECHNICAL SPECIFICATIONS



Boost Natural

In collaboration with **Matteo Brioni**


COLLECTION CATALOG



VIDEO



- Floor
- Wall
- Decors
- Outdoor
- Slabs for countertops and furniture
- Bathroom furniture
- Tables
- Facades



Porcelain Tiles RECTIFIED MONOCALIBER

Sizes	Thickness	Surface finish
120x278 cm - 47 ¹ / ₄ "x109 ¹ / ₂ "	± 6 mm	Matte R9 A
120x120 cm - 47 ¹ / ₄ "x47 ¹ / ₄ "	± 9 mm	Matte Sensitech R10 B
60x120 cm - 23 ³ / ₈ "x47 ¹ / ₄ "	± 9 mm	Matte Sensitech R10 B
60x60 cm - 23 ³ / ₈ "x23 ³ / ₈ "	± 9 mm	Matte Sensitech R10 B
30x60 cm - 11 ³ / ₄ "x23 ³ / ₈ "	± 9 mm	Matte Sensitech R10 B

LARGE SIZES P. 304


OUTDOOR AND WET AREAS

120x120 cm - 47 ¹ / ₄ "x47 ¹ / ₄ "	± 9 mm	Grip Sensitech R11 C
60x120 cm - 23 ³ / ₈ "x47 ¹ / ₄ "	± 9 mm	Grip Sensitech R11 C
120x120 cm - 47 ¹ / ₄ "x47 ¹ / ₄ "	± 20 mm	Outdoor Sensitech R11 C
60x60 cm - 23 ³ / ₈ "x23 ³ / ₈ "	± 20 mm	Outdoor Sensitech R11 C

atlasPLAN

SLABS FOR COUNTERTOPS & FURNITURE

162x324 cm - 63 ³ / ₄ "x127 ¹ / ₂ "	± 12 mm	Hammered
---	---------	----------



Wall Tiles RECTIFIED MONOCALIBER

Sizes	Thickness	Surface finish
50x120 cm - 19 ⁵ / ₈ "x47 ¹ / ₄ "	± 8,5 mm	Matte
3D WALL TILES		
50x120 cm - 19 ⁵ / ₈ "x47 ¹ / ₄ "	± 8,5 mm	Matte

INDEX



PRODUCT FINDER



SURFACE RANGE



COMPANY



COLLECTIONS



- 3D WALL
- CONCRETE & RESIN LOOK
- MARBLE LOOK
- STONE LOOK
- WOOD LOOK

LARGE SIZES



SLABS FOR COUNTERTOPS & FURNITURE



FURNITURE



FACADES



TECHNICAL SPECIFICATIONS



Boost Natural

Porcelain Tiles



Matte ± 6 mm



Matte Sensitech ± 9 mm
Grip Sensitech ± 9 mm
Outdoor Sensitech ± 20 mm




R9 A Matte ± 6 mm
R10 B Matte Sensitech ± 9 mm
R11 C Grip Sensitech ± 9 mm
R11 C Outdoor Sensitech ± 20 mm



V2 Slight Variation

MATTE SURFACE

Floor Wall



± 6 mm

120x278 cm - 47 1/4" x 109 1/2"

- A67D Boost Natural Ecu
- A67E Boost Natural Umber
- A67F Boost Natural Coal
- A67G Boost Natural Cobalt⁽¹⁾
- A67H Boost Natural Coral
- A67B Boost Natural Kaolin
- A67C Boost Natural Ash



Sensitech

± 9 mm

120x120 cm - 47 1/4" x 47 1/4"

- A6WU Boost Natural Ecu
- A65O Boost Natural Umber
- A65P Boost Natural Coal
- A65Q Boost Natural Cobalt⁽¹⁾
- A65R Boost Natural Coral
- A65N Boost Natural Kaolin
- A6WT Boost Natural Ash



Sensitech

± 9 mm

60x120 cm - 23 5/8" x 47 1/4"

- A6WW Boost Natural Ecu
- A65T Boost Natural Umber
- A65U Boost Natural Coal
- A65V Boost Natural Cobalt⁽¹⁾
- A65W Boost Natural Coral
- A65S Boost Natural Kaolin
- A6WV Boost Natural Ash



Sensitech

± 9 mm

60x60 cm - 23 5/8" x 23 5/8"

- A66E Boost Natural Ecu
- A66J Boost Natural Ecu
- A66F Boost Natural Umber
- A66G Boost Natural Coal
- A658 Boost Natural Kaolin
- A659 Boost Natural Ash

Sensitech

± 9 mm

30x60 cm - 11 3/4" x 23 5/8"

- A66J Boost Natural Ecu
- A66K Boost Natural Umber
- A66L Boost Natural Coal
- A66H Boost Natural Kaolin
- A66I Boost Natural Ash

GRIP SURFACE

OUTDOOR ± 20 mm

Outdoor



Sensitech

± 9 mm

120x120 cm - 47 1/4" x 47 1/4"

- A655 Boost Natural Ecu Grip
- A656 Boost Natural Umber Grip
- A657 Boost Natural Coal Grip
- A653 Boost Natural Kaolin Grip
- A654 Boost Natural Ash Grip



Sensitech

± 9 mm

60x120 cm - 23 5/8" x 47 1/4"

- A65Ø Boost Natural Ecu Grip
- A651 Boost Natural Umber Grip
- A652 Boost Natural Coal Grip
- A65Y Boost Natural Kaolin Grip
- A65Z Boost Natural Ash Grip



Sensitech

± 20 mm

120x120 cm - 47 1/4" x 47 1/4"

- A7Q9 Boost Natural Ecu 20 mm
- A7Q7 Boost Natural Kaolin 20 mm
- A7Q8 Boost Natural Ash 20 mm



Sensitech

± 20 mm

60x60 cm - 23 5/8" x 23 5/8"

- A7RC Boost Natural Ecu 20 mm
- A7RA Boost Natural Kaolin 20 mm
- A7RB Boost Natural Ash 20 mm

TRIM TILES


	Battiscopa		Gradino *		Scalino *		Scalino Ang.*	Battiscopa Sag. Scala *		Davanzale / Soglia *	Elemento L	Corner * ± 6 mm	Corner A.E.* ± 6 mm	
P. 300	7,2x120 cm 2 7/8" x 47 1/4"	7,2x60 cm 2 7/8" x 23 5/8"	30x120 cm 11 1/4" x 47 1/4"	30x60 cm 11 1/4" x 23 5/8"	33x120 cm 13" x 47 1/4"	33x60 cm 13" x 23 5/8"	33x33 cm 13" x 13"	7,2x30 cm 2 7/8" x 11 1/4"	DX A7D9	SX A7D2	max 315x50 H.4 cm 124" x 19 1/8" H.1 1/2"	33x120 H. 4 cm 13" x 47 1/4" H.1 1/2"	1x120 cm 3/8" x 47 1/4"	1x1 cm 3/8" x 1/8"
	Matte	Matte	Matte	Matte	Matte	Matte	Matte	Matte	Matte	Matte	Matte	Grip	Matte	Matte
Kaolin	A7DV	A7DQ	A7EQ	A7EL	A7IQ	A7IL	A7IX	A7D9	A7D2	*	A7I4	A7MY	A7M5	
Ash	A7DW	A7DR	A7ER	A7EM	A7IR	A7IM	A7IY	A7EA	A7D3	*	A7I5	A7MZ	A7M6	
Ecu	A7DX	A7DS	A7ES	A7EN	A7IS	A7IN	A7IZ	A7EB	A7D4	*	A7I6	A7MØ	A7M7	
Umber	A7DY	A7DT	A7ET	A7EO	A7IT	A7IO	A7IØ	A7EC	A7D5	*	A7I7	A7M1	A7M8	
Coal	A7DZ	A7DU	A7EU	A7EP	A7IU	A7IP	A7I1	A7ED	A7D6	*	A7I8	A7M2	A7M9	
Cobalt	A7DØ	-	A7EV	-	A7IV	-	A7I2	A7EE	A7D7	*	-	A7M3	A7NA	
Coral	A7D1	-	A7EW	-	A7IW	-	A7I3	A7EF	A7D8	*	-	A7M4	A7NB	

* These parts are supplied to order - I pezzi sono disponibili su ordinazione - Les pièces sont disponibles sur commande - Die Teile sind auf Bestellung lieferbar - Las piezas se hacen por encargo - Изготавливаются на заказ

⁽¹⁾ Cobalt: glazed porcelain tiles / Cobalt: gres porcellanato smaltato / Cobalt: carreaux en grès cérame émaillé / Cobalt: glasierte Feinsteinzeugfliesen / Cobalt: gres porcelánico esmaltado / Cobalt: глазурированный керамогранит.



KAOLIN



UMBER



ASH



COAL



ECRU



CORAL



COBALT

INDEX



PRODUCT FINDER



SURFACE RANGE



COMPANY



COLLECTIONS




- 3D WALL
- CONCRETE & RESIN LOOK
- MARBLE LOOK
- STONE LOOK
- WOOD LOOK

LARGE SIZES



SLABS FOR COUNTERTOPS & FURNITURE



FURNITURE



FACADES



TECHNICAL SPECIFICATIONS



Boost Natural

Porcelain Tiles

DECOR RANGE



A7CN Boost Natural Kaolin
Mosaico Rhombus
36,7x33,8 - 14¹/₂"x13¹/₄"



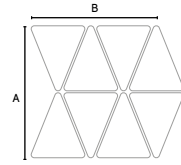
A7CO Boost Natural Ash
Mosaico Rhombus
36,7x33,8 - 14¹/₂"x13¹/₄"



A7CP Boost Natural Ecreu
Mosaico Rhombus
36,7x33,8 - 14¹/₂"x13¹/₄"



A7CQ Boost Natural Umber
Mosaico Rhombus
36,7x33,8 - 14¹/₂"x13¹/₄"



A 36,7 cm - 14¹/₂"
B 33,8 cm - 13¹/₄"



A7CR Boost Natural Coal
Mosaico Rhombus
36,7x33,8 - 14¹/₂"x13¹/₄"



A7CT Boost Natural Coral
Mosaico Rhombus
36,7x33,8 - 14¹/₂"x13¹/₄"



A7CS Boost Natural Cobalt
Mosaico Rhombus
36,7x33,8 - 14¹/₂"x13¹/₄"




A7CF Boost Natural Kaolin
Mosaico Tumbled ⁽¹⁾
31x31 - 12¹/₄"x12¹/₄"




A7CG Boost Natural Ash
Mosaico Tumbled ⁽¹⁾
31x31 - 12¹/₄"x12¹/₄"



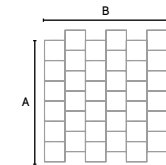
A7CH Boost Natural Ecreu
Mosaico Tumbled ⁽¹⁾
31x31 - 12¹/₄"x12¹/₄"



A7CI Boost Natural Umber
Mosaico Tumbled ⁽¹⁾
31x31 - 12¹/₄"x12¹/₄"




A7CJ Boost Natural Coal
Mosaico Tumbled ⁽¹⁾
31x31 - 12¹/₄"x12¹/₄"



A 31 cm - 12¹/₄"
B 31 cm - 12¹/₄"



A7CL Boost Natural Coral
Mosaico Tumbled ⁽¹⁾
31x31 - 12¹/₄"x12¹/₄"



A7CK Boost Natural Cobalt
Mosaico Tumbled ⁽¹⁾
31x31 - 12¹/₄"x12¹/₄"

⁽¹⁾ Tumbled. Irregularities in the edges are not defects but rather features intrinsic to this type of product. / Burattato. Le irregolarità del bordo non sono da considerarsi un difetto ma una caratteristica intrinseca di questa tipologia di prodotto. / Tamisé. Les irrégularités des bords ne doivent pas être considérées comme un défaut mais comme une caractéristique intrinsèque de ce type de produit. / Genarbt. Die unregelmäßigen Kanten sind nicht als Fehler zu betrachten, sie sind ein für dieses Produkt charakteristisches Merkmal. / Tamboreado. Las irregularidades de los bordes no deben considerarse un defecto, sino una característica intrínseca de este tipo de productos. / Галтованная мозаика. Неровности граней являются не дефектом, а неотъемлемой характеристикой данного вида изделий.



INDEX



PRODUCT
FINDER



SURFACE
RANGE



COMPANY



COLLECTIONS




- 3D WALL
- CONCRETE & RESIN LOOK
- MARBLE LOOK
- STONE LOOK
- WOOD LOOK

LARGE SIZES



SLABS FOR
COUNTERTOPS
& FURNITURE



FURNITURE



FACADES



TECHNICAL
SPECIFICATIONS



Boost Natural

Wall Tiles

MATTE SURFACE

Wall




± 8,5 mm

50x120 cm - 19⁵/₈"x47¹/₄"

A64P Boost Natural Kaolin

A64Q Boost Natural Ash

A64R Boost Natural Ecrú



± 8,5 mm 3D WALL

50x120 cm - 19⁵/₈"x47¹/₄"

A64S Boost Natural 3D Brushed Kaolin

A64T Boost Natural 3D Brushed Ash

A64U Boost Natural 3D Brushed Ecrú

A64V Boost Natural 3D Texture Kaolin

A64W Boost Natural 3D Texture Ash

A64X Boost Natural 3D Texture Ecrú

A64Y Boost Natural 3D Wave Kaolin

A64Z Boost Natural 3D Wave Ash

A64Ø Boost Natural 3D Wave Ecrú

TRIM TILES



1,4x50 cm - 5⁵/₈"x19⁵/₈"

A641 Boost Natural Kaolin Corner 50 *

A642 Boost Natural Ash Corner 50 *

A643 Boost Natural Ecrú Corner 50 *



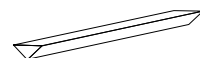
1,4x1,4 cm - 5⁵/₈"x5⁵/₈"

A644 Boost Natural Kaolin Corner A.E. *

A645 Boost Natural Ash Corner A.E. *

A646 Boost Natural Ecrú Corner A.E. *

3D TRIM TILES



1,4x50 cm - 5⁵/₈"x19⁵/₈"

A7BN Boost Natural 3D Texture Kaolin Corner 50 *

A7BO Boost Natural 3D Texture Ash Corner 50 *

A7BP Boost Natural 3D Texture Ecrú Corner 50 *

A7BQ Boost Natural 3D Brushed Kaolin Corner 50 *

A7BR Boost Natural 3D Brushed Ash Corner 50 *

A7BS Boost Natural 3D Brushed Ecrú Corner 50 *

* These parts are supplied to order - I pezzi sono disponibili su ordinazione
Les pièces sont disponibles sur commande - Die Teile sind auf Bestellung lieferbar
Las piezas se hacen por encargo - Изготавливаются на заказ



V2 Slight Variation



KAOLIN



3D BRUSHED KAOLIN



3D WAVE KAOLIN




3D TEXTURE KAOLIN



ASH




3D BRUSHED ASH



3D WAVE ASH




3D TEXTURE ASH



ECRÚ



3D BRUSHED ECRÚ



3D WAVE ECRÚ



3D TEXTURE ECRÚ

DECOR RANGE



AHVH Boost Natural Kaolin
Mosaico Piano ⁽¹⁾
50x40,5 - 19⁵/₈"x16"



AHFF Boost Natural Ash
Mosaico Piano ⁽¹⁾
50x40,5 - 19⁵/₈"x16"



AHHG Boost Natural Ecrú
Mosaico Piano ⁽¹⁾
50x40,5 - 19⁵/₈"x16"



AHHH Boost Natural Kaolin
Mosaico Piano Mix ⁽¹⁾
50x40,5 - 19⁵/₈"x16"




AHFI Boost Natural Ash
Mosaico Piano Mix ⁽¹⁾
50x40,5 - 19⁵/₈"x16"



AHHJ Boost Natural Ecrú
Mosaico Piano Mix ⁽¹⁾
50x40,5 - 19⁵/₈"x16"



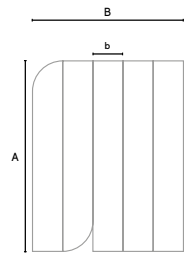
AHHK Boost Natural Kaolin
Mosaico Trace Mix
30x29,2 - 11¹/₄"x11¹/₂"



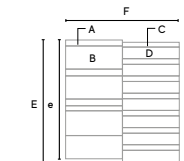
AHHL Boost Natural Ash
Mosaico Trace Mix
30x29,2 - 11¹/₄"x11¹/₂"



AHHM Boost Natural Ecrú
Mosaico Trace Mix
30x29,2 - 11¹/₄"x11¹/₂"



A 50 cm - 19⁵/₈"
b 7,95 cm - 3¹/₈"
B 40,4 cm - 15⁷/₈"



A 14,5x13 cm - 5⁷/₈"x5¹/₂"
B 14,5x5,9 cm - 5⁷/₈"x2³/₄"
C 14,5x1 cm - 5⁷/₈"x1¹/₈"
D 14,5x3 cm - 5⁷/₈"x1¹/₈"
E 30,7 cm - 12¹/₈"
e 30 cm - 11¹/₄"
F 29,1 cm - 11¹/₂"

⁽¹⁾ For the best performance of the mosaic we recommend the use of epoxy mortars (class RG - EN 13888/ISO 13007) or decorative resins-cement, following the manufacturer's instructions. - Al fine di ottenere una resa ottimale del mosaico, è consigliato l'utilizzo di malte epossidiche (classe RG - EN 13888/ISO 13007) o di resine cementizie attenendosi alle indicazioni di utilizzo fornite dal produttore. - Afin d'obtenir un rendu optimal de la mosaïque, nous vous conseillons d'utiliser des mortiers epoxy (classe RG - EN 13888/ISO 13007) ou des résines à base de ciment, en suivant les indications d'utilisation fournies par le fabricant. - Um das Mosaik optimal zur Geltung zu bringen, empfehlen wir die Verwendung von Epoxidharzfugenmörtel (Klasse RG - EN 13888/ISO 13007) oder von vergüteten Fugenmörteln unter Beachtung der vom Hersteller angegebenen Verwendungshinweise. - Para obtener un rendimiento óptimo del mosaico, se aconseja utilizar mortero epoxy (clase RG - EN 13888/ISO 13007) o resinas de cemento siguiendo las indicaciones entregadas por el fabricante. - Для наилучшего эстетического результата при укладке мозаики рекомендуется использовать эпоксидные растворы (класс RG - EN 13888/ISO 13007) или полимерцемент, соблюдая инструкции производителя.

INDEX



PRODUCT
FINDER



SURFACE
RANGE



COMPANY



COLLECTIONS



3D WALL
CONCRETE & RESIN LOOK
MARBLE LOOK
STONE LOOK
WOOD LOOK

LARGE SIZES



SLABS FOR
COUNTERTOPS
& FURNITURE



FURNITURE



FACADES




TECHNICAL
SPECIFICATIONS



Boost Pro



- Floor
- Wall
- Decors
- Outdoor
- Slabs for countertops and furniture
- Bathroom furniture
- Facades



Porcelain Tiles RECTIFIED MONOCALIBER

Sizes	Thickness	Surface finish
160x160 cm - 63"x63"	± 6 mm	Matte R9 A
120x278 cm - 47 1/4"x109 1/2"	± 6 mm	Matte R9 A
120x240 cm - 47 1/4"x94 1/2"	± 9 mm	Matte Sensitech R10 B
120x120 cm - 47 1/4"x47 1/4"	± 6 mm	Matte R9 A
	± 9 mm	Matte Sensitech R10 B
60x120 cm - 23 5/8"x47 1/4"	± 6 mm	Matte Sensitech R10 B
	± 9 mm	Matte Sensitech R10 B
75x150 cm - 29 1/2"x59"	± 9 mm	Matte Sensitech R10 B
75x75 cm - 29 1/2"x29 1/2"	± 9 mm	Matte Sensitech R10 B
60x60 cm - 23 5/8"x23 5/8"	± 9 mm	Matte Sensitech R10 B
30x60 cm - 11 7/8"x23 5/8"	± 9 mm	Matte Sensitech R10 B

LARGE SIZES P. 304

OUTDOOR AND WET AREAS

120x120 cm - 47 1/4"x47 1/4"	± 9 mm	Grip Sensitech R11 C
120x120 cm - 47 1/4"x47 1/4"	± 20 mm	Outdoor Sensitech R11 C
60x120 cm - 23 5/8"x47 1/4"	± 20 mm	Outdoor Sensitech R11 C
90x90 cm - 35 3/8"x35 3/8"	± 20 mm	Outdoor Sensitech R11 C
60x60 cm - 23 5/8"x23 5/8"	± 20 mm	Outdoor Sensitech R11 C

atlasPLAN

160x320 cm - 63"x126"	± 6 mm	Hammered R9 A
-----------------------	--------	----------------------



Wall Tiles RECTIFIED MONOCALIBER

Sizes	Thickness	Surface finish
40x80 cm - 15 3/4"x31 1/2"	± 8,5 mm	Matte
3D WALL TILES		
40x80 cm - 15 3/4"x31 1/2"	± 10 mm	Matte

INDEX



PRODUCT FINDER



SURFACE RANGE



COMPANY



COLLECTIONS



- 3D WALL
- CONCRETE & RESIN LOOK
- MARBLE LOOK
- STONE LOOK
- WOOD LOOK

LARGE SIZES



SLABS FOR COUNTERTOPS & FURNITURE



FURNITURE



FACADES



TECHNICAL SPECIFICATIONS



Boost Pro

Porcelain Tiles

Matte ± 6 mm
 Matte Sensitech ± 6 mm

Matte Sensitech ± 9 mm
 Grip Sensitech ± 9 mm
 Outdoor Sensitech ± 20 mm

R9 A Matte ± 6 mm

 R10 B Matte Sensitech ± 6 - 9 mm

 R11 C Grip Sensitech ± 9 mm
 R11 C Outdoor Sensitech ± 20 mm

V3 Moderate Variation

MATTE SURFACE

Floor Wall


<p>± 6 mm 160x320 cm - 63"x126" A0QE Boost Pro Clay Hammered A0QF Boost Pro Taupe Hammered</p>	<p>± 6 mm 160x160 cm - 63"x63" A0QG Boost Pro Clay A0QH Boost Pro Taupe</p>	<p>± 6 mm 120x278 cm - 47 1/4"x109 1/2" A0CK Boost Pro Ivory A0CM Boost Pro Cream A0CN Boost Pro Clay A0CO Boost Pro Taupe A0CP Boost Pro Tobacco</p>	<p>± 6 mm 120x120 cm - 47 1/4"x47 1/4" A0CQ Boost Pro Ivory A0CR Boost Pro Cream A0CS Boost Pro Clay A0CT Boost Pro Taupe A0CU Boost Pro Tobacco</p>	<p>± 6 mm 60x120 cm - 23 5/8"x47 1/4" ALSQ Boost Pro Ivory ALSU Boost Pro Cream</p>
<p>± 9 mm 120x240 cm - 47 1/4"x94 1/2" A0CF Boost Pro Ivory A0CG Boost Pro Cream A0CJ Boost Pro Clay A0CH Boost Pro Taupe A0CI Boost Pro Tobacco</p>	<p>± 9 mm 120x120 cm - 47 1/4"x47 1/4" A0AF Boost Pro Ivory A0AH Boost Pro Cream A0AJ Boost Pro Clay A0AL Boost Pro Taupe A0AN Boost Pro Tobacco</p>	<p>± 9 mm 60x120 cm - 23 5/8"x47 1/4" A0BY Boost Pro Ivory A0BZ Boost Pro Cream A0B0 Boost Pro Clay A0B8 Boost Pro Taupe A0B9 Boost Pro Tobacco</p>	<p>± 9 mm 60x60 cm - 23 5/8"x23 5/8" A0C3 Boost Pro Ivory A0C4 Boost Pro Cream A0C5 Boost Pro Clay A0C6 Boost Pro Taupe A0C7 Boost Pro Tobacco</p>	<p>± 9 mm 30x60 cm - 11 3/4"x23 5/8" A0C8 Boost Pro Ivory A0C9 Boost Pro Cream A0DA Boost Pro Clay A0DB Boost Pro Taupe A0DC Boost Pro Tobacco</p>
<p>± 9 mm 75x150 cm - 29 1/2"x59" A7G0 Boost Pro Ivory A7G2 Boost Pro Cream A7G3 Boost Pro Clay A7G4 Boost Pro Taupe A7G1 Boost Pro Tobacco</p>	<p>± 9 mm 75x75 cm - 29 1/2"x29 1/2" A28F Boost Pro Ivory A28G Boost Pro Cream A28H Boost Pro Clay A28I Boost Pro Taupe A28J Boost Pro Tobacco</p>			

GRIP SURFACE

OUTDOOR ± 20 mm

Outdoor

<p>± 9 mm 120x120 cm - 47 1/4"x47 1/4" A0AO Boost Pro Ivory Grip A0AQ Boost Pro Cream Grip A0BV Boost Pro Clay Grip A0BW Boost Pro Taupe Grip A0BX Boost Pro Tobacco Grip</p>	<p>± 20 mm 120x120 cm - 47 1/4"x47 1/4" A3DD Boost Pro Cream 20 mm A3DE Boost Pro Clay 20 mm A3DF Boost Pro Taupe 20 mm A3DH Boost Pro Tobacco 20 mm</p>	<p>± 20 mm 60x120 cm - 23 5/8"x47 1/4" A4XU Boost Pro Cream 20 mm A4XV Boost Pro Clay 20 mm A4XW Boost Pro Taupe 20 mm A4XX Boost Pro Tobacco 20 mm</p>	<p>± 20 mm 60x60 cm - 23 5/8"x23 5/8" A4XQ Boost Pro Cream 20 mm A4XR Boost Pro Clay 20 mm A4XS Boost Pro Taupe 20 mm A4XT Boost Pro Tobacco 20 mm</p>	<p>± 20 mm 90x90 cm - 35 3/8"x35 3/8" A4XM Boost Pro Cream 20 mm A4XN Boost Pro Clay 20 mm A4XO Boost Pro Taupe 20 mm A4XP Boost Pro Tobacco 20 mm</p>
--	--	---	--	--



INDEX

PRODUCT FINDER

SURFACE RANGE

COMPANY

COLLECTIONS

- 3D WALL
- CONCRETE & RESIN LOOK
- MARBLE LOOK
- STONE LOOK
- WOOD LOOK

LARGE SIZES

SLABS FOR COUNTERTOPS & FURNITURE

FURNITURE

FACADES

TECHNICAL SPECIFICATIONS

Boost Pro

Porcelain Tiles

DECOR RANGE




AØLX Boost Pro Paint ^{(1) (2)}
120x278 - 47/8"x109 1/2"



A3HE Boost Pro Leaves A ⁽²⁾
A3M2 Boost Pro Leaves B
120x278 - 47/8"x109 1/2"



Module Assembly



AØLW Boost Pro Grove ^{(1) (2)}
120x278 - 47/8"x109 1/2"

4,8x4,8 cm
1 7/8"x1 7/8"

AØQQ Boost Pro Ivory Mosaico Matt
30x30 - 1 1/4"x1 1/4"

AØQR Boost Pro Cream Mosaico Matt
30x30 - 1 1/4"x1 1/4"

AØQS Boost Pro Clay Mosaico Matt
30x30 - 1 1/4"x1 1/4"

AØQT Boost Pro Taupe Mosaico Matt
30x30 - 1 1/4"x1 1/4"

AØQU Boost Pro Tobacco Mosaico Matt
30x30 - 1 1/4"x1 1/4"

AØP8 Boost Pro Ivory Mosaico Shapes
31x33,5 - 12 1/4"x13 1/4"

AØP9 Boost Pro Cream Mosaico Shapes
31x33,5 - 12 1/4"x13 1/4"

AØQB Boost Pro Clay Mosaico Shapes
31x33,5 - 12 1/4"x13 1/4"

AØQC Boost Pro Taupe Mosaico Shapes
31x33,5 - 12 1/4"x13 1/4"

AØQD Boost Pro Tobacco Mosaico Shapes
31x33,5 - 12 1/4"x13 1/4"

AØQN Boost Pro Ivory Mosaico Hex Olive ⁽³⁾
25x28,5 - 9 7/8"x11 1/4"

AØQO Boost Pro Cream Mosaico Hex Blue ⁽³⁾
25x28,5 - 9 7/8"x11 1/4"

AØQP Boost Pro Taupe Mosaico Hex Coffee ⁽³⁾
25x28,5 - 9 7/8"x11 1/4"

A 11,4x6,5 cm - 4 1/2"x2 1/2"
B 11,4x6,5 cm - 4 1/2"x2 1/2"
C 6,3x3,2 cm - 2 1/2"x1 1/4"

A 9,7x3,8 cm - 3 7/8"x1 1/2"
B 4,8x3,8 cm - 1 7/8"x1 1/2"
C 4,6x3,6 cm - 1 1/4"x1 1/2"
D 4,6x3,6 cm - 1 1/4"x1 1/2"

TRIM TILES P. 300	Battiscopa	Gradino *	Scalino *	Scalino *	Scalino Ang.*	Battiscopa Sag. Scala *	Davanzale / Soglia *	Elemento L			
	7,2x60 cm 2 7/8"x23 1/8"	Digitale 4,6x60 cm 1 7/8"x23 1/8"	30x60 cm 11 1/4"x23 1/8"	33x150 cm 13"x59"	33x120 cm 13"x47 1/4"	33x60 cm 13"x23 1/8"	33x33 cm 13"x13"	7,2x30 cm 2 7/8"x11 1/4"	max 315x50 H 4 cm 124"x19 1/2" H 1 1/2"	33x120 H 4 cm 13"x47 1/4" H 1 1/2"	
	Matte	Matte	Matte	Matte	Matte	Matte	Matte	Grip			
Ivory	AØQI	AØQV	A28Ø	A3CY	A3CT	A3CO	A3C3	DX AØQØ	SX AØRX	*	A3C8
Cream	AØQJ	AØQW	A283	A3CZ	A3CU	A3CP	A3C4	AØQ8	AØRY	*	A3C9
Clay	AØQK	AØQX	A284	A3CØ	A3CV	A3CQ	A3C5	AØQ9	AØWQ	*	A3DA
Taupe	AØQL	AØQY	A285	A3C1	A3CW	A3CR	A3C6	AØRA	AØ4M	*	A3DB
Tobacco	AØQM	AØQZ	A289	A3C2	A3CX	A3CS	A3C7	AØRM	A28Z	*	A3DC

* These parts are supplied to order - I pezzi sono disponibili su ordinazione - Les pièces sont disponibles sur commande - Die Teile sind auf Bestellung lieferbar - Las piezas se hacen por encargo - Изготавливаются на заказ

⁽¹⁾ The various graphics of the product are distributed randomly in the boxes, without the possibility of choosing between the available patterns. - All'interno delle casse, le varie grafiche del prodotto sono distribuite in modo casuale, senza possibilità di scelta tra i pattern disponibili. - À l'intérieur delle caisses, les différents graphismes du produit sont distribués en mode aléatoire, sans possibilité de choix entre les motifs disponibles. - Die Kisten enthalten die verschiedenen Grafiken des Artikels nach dem Zufallsprinzip, ohne dass Sie zwischen den einzelnen Motiven wählen können. - En el interior de las cajas, los distintos gráficos de los productos se distribuyen de forma aleatoria, sin que se pueda elegir el patrón disponible. - Рисунки распределены в ящиках в случайном порядке, без возможности выбора из доступных рисунков.

⁽²⁾ The use of a common mild detergent is recommended. Avoid using acidic or alkaline products, waxes, steel wool, or abrasives. - Si consiglia l'utilizzo di un comune detergente neutro. Evitare l'utilizzo di prodotti acidi o alcalini, ceranti, pagliette di metallo o abrasive. - Nous vous conseillons d'utiliser des détergents neutres courants. Éviter l'utilisation de cires et de produits acides ou alcalins, ainsi que les pâilles métalliques ou abrasives. - Es empfiehlt sich, ein haushaltsübliches, neutrales Reinigungsmittel zu verwenden. Saure oder alkalische Produkte, Wachs sowie Metallwolle- bzw. Scheuerschwämme sind zu vermeiden. - Recomendamos utilizar un detergente neutro común. Hay que evitar el uso de productos ácidos o alcalinos, ceras y estropajos de metal o abrasivos. - Рекомендуется чистить обычным нейтральным моющим средством. Не рекомендуется использовать кислотные, щелочные, восковые средства, а также металлические мочалки.

⁽³⁾ The decoration can only be laid on the wall - Il decoro si può posare solo a rivestimento - Décor uniquement mural - Das Dekor kann nur an der Wand verlegt werden - La decoración se puede colocar únicamente en paredes - Декор может быть уложен только на стену.

⁽³⁾ The decoration can only be laid on the wall - Il decoro si può posare solo a rivestimento - Décor uniquement mural - Das Dekor kann nur an der Wand verlegt werden - La decoración se puede colocar únicamente en paredes - Декор может быть уложен только на стену.

INDEX



PRODUCT
FINDER



SURFACE
RANGE



COMPANY



COLLECTIONS



3D WALL
CONCRETE & RESIN LOOK
MARBLE LOOK
STONE LOOK
WOOD LOOK

LARGE SIZES



SLABS FOR
COUNTERTOPS
& FURNITURE



FURNITURE



FACADES



TECHNICAL
SPECIFICATIONS



Boost Pro

Wall Tiles



MATTE SURFACE

Wall



± 8,5 mm

40x80 cm - 15³/₄"x31¹/₂"

8B8I Boost Pro Ivory

8B8E Boost Pro Cream

8B8C Boost Pro Clay

8B8M Boost Pro Mustard

8B8B Boost Pro Powder Blue



± 10 mm 3D WALL

40x80 cm - 15³/₄"x31¹/₂"

8BUI Boost Pro 3D Urban Ivory

8BUC Boost Pro 3D Urban Clay

8BUB Boost Pro 3D Urban Powder Blue




CREAM




MUSTARD




IVORY




3D URBAN IVORY




POWDER BLUE



3D POWDER BLUE

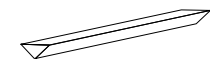


CLAY



3D URBAN CLAY

TRIM TILES



1,4x40 cm - 5⁵/₈"x15³/₄"

LBBI Boost Pro Ivory Corner 40 *

LBBI Boost Pro Cream Corner 40 *

LBBA Boost Pro Clay Corner 40 *

LBBI Boost Pro Mustard Corner 40 *

LBBI Boost Pro Powder Blue Corner 40 *



1,4x1,4 cm - 5⁵/₈"x5⁵/₈"

AØAI Boost Pro Ivory Corner A.E. *

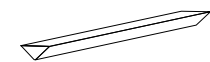
AØAE Boost Pro Cream Corner A.E. *

AØAC Boost Pro Clay Corner A.E. *

AØAM Boost Pro Mustard Corner A.E. *

AØAB Boost Pro Powder Blue Corner A.E. *

3D TRIM TILES



1,4x40 cm - 5⁵/₈"x15³/₄"

LB3I Boost Pro Ivory 3D Corner 40 *

LB3C Boost Pro Clay 3D Corner 40 *

LB3B Boost Pro Powder Blue 3D Corner 40 *

* These parts are supplied to order - I pezzi sono disponibili su ordinazione - Les pièces sont disponibles sur commande - Die Teile sind auf Bestellung lieferbar - Las piezas se hacen por encargo - Изготавливаются на заказ

¹⁰ Application of decorative materials. The use of a common mild detergent is recommended. Avoid using acidic or alkaline products, waxes, steel wool, or abrasives. - Applicazione di materie decorative. Si consiglia l'utilizzo di un comune detergente neutro. Evitare l'utilizzo di prodotti acidi o alcalini, ceranti e pagliette di metallo o abrasive. - Application de matériaux décoratifs. Nous conseillons l'emploi de détergents neutres courants. Éviter l'utilisation de cires et de produits acides ou alcalins, ainsi que les pailles métalliques ou abrasives. - Dekorationsmaterial. Es empfiehlt sich, ein haushaltsübliches, neutrales Reinigungsmittel zu verwenden. Saure oder alkalische Produkte, Wachs sowie Stahlwolle- bzw. Scheuerschwämme sind zu vermeiden. Aplicación de materiales decorativos. Recomendamos utilizar un detergente neutro común. Hay que evitar el uso de productos ácidos o alcalinos, ceras y estropajos de metal o abrasivos. - Применение декоративных материалов. Рекомендуется чистить обычным нейтральным моющим средством. Не рекомендуется использовать кислотные, щелочные, восковые средства, а также металлические мочалки.

DECOR RANGE



9BMI Boost Pro Ivory
Minibrick Pro Olive ¹⁰
29,7x33,3 - 11⁷/₈"x13¹/₄"




9BMV Boost Pro Cream
Minibrick Pro Blue ¹⁰
29,7x33,3 - 11⁷/₈"x13¹/₄"



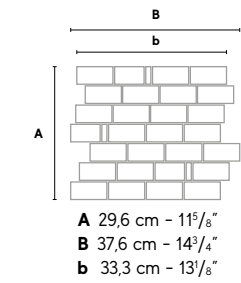
9BMZ Boost Pro Clay
Minibrick Pro Coffee ¹⁰
29,7x33,3 - 11⁷/₈"x13¹/₄"



9BMT Boost Pro Mustard
Minibrick Pro Yellow ¹⁰
29,7x33,3 - 11⁷/₈"x13¹/₄"



9BMU Boost Pro Powder Blue
Minibrick Pro Ocean ¹⁰
29,7x33,3 - 11⁷/₈"x13¹/₄"



INDEX



PRODUCT
FINDER



SURFACE
RANGE



COMPANY



COLLECTIONS



- 3D WALL
- CONCRETE & RESIN LOOK
- MARBLE LOOK
- STONE LOOK
- WOOD LOOK

LARGE SIZES



SLABS FOR
COUNTERTOPS
& FURNITURE



FURNITURE



FACADES



TECHNICAL
SPECIFICATIONS



Prism

A color concept by **Piero Lissoni**

- Floor
- Wall
- Decors
- Outdoor
- Bathroom furniture
- Facades

COLLECTION
CATALOG



VIDEO



Porcelain Tiles RECTIFIED MONOCALIBER

Sizes	Thickness	Surface finish
120x278 cm - 47 ¹ / ₄ "x109 ¹ / ₂ "	± 6 mm	Matte R9 A
120x120 cm - 47 ¹ / ₄ "x47 ¹ / ₄ "	± 9 mm	Silk Matte Sensitech R10 B
60x120 cm - 23 ³ / ₈ "x47 ¹ / ₄ "	± 9 mm	Matte Sensitech R10 B
60x60 cm - 23 ³ / ₈ "x23 ³ / ₈ "	± 9 mm	Silk Matte Sensitech R10 B
30x60 cm - 11 ³ / ₄ "x23 ³ / ₈ "	± 9 mm	Silk Matte Sensitech R10 B

LARGE SIZES P. 304

OUTDOOR AND WET AREAS

120x120 cm - 47 ¹ / ₄ "x47 ¹ / ₄ "	± 9 mm	Grip Sensitech R11 C
120x120 cm - 47 ¹ / ₄ "x47 ¹ / ₄ "	± 20 mm	Outdoor Sensitech R11 C
80x80 cm - 31 ¹ / ₂ "x31 ¹ / ₂ "	± 20 mm	Outdoor Sensitech R11 C

Glazed Porcelain Tiles RECTIFIED MONOCALIBER

Sizes	Thickness	Surface finish
120x278 cm - 47 ¹ / ₄ "x109 ¹ / ₂ "	± 6 mm	Matte



Wall Tiles RECTIFIED MONOCALIBER

Sizes	Thickness	Surface finish
50x120 cm - 19 ³ / ₈ "x47 ¹ / ₄ "	± 8,5 mm	Matte

INDEX



PRODUCT
FINDER



SURFACE
RANGE



COMPANY



COLLECTIONS



- 3D WALL
- CONCRETE & RESIN LOOK
- MARBLE LOOK
- STONE LOOK
- WOOD LOOK

LARGE SIZES



SLABS FOR
COUNTERTOPS
& FURNITURE



FURNITURE



FACADES



TECHNICAL
SPECIFICATIONS



Prism

Porcelain Tiles



Matte ± 6 mm
Silk ± 9 mm



Matte ± 9 mm
Grip Sensitech ± 9 mm
Outdoor Sensitech ± 20 mm



R9 A Matte ± 6 mm
R10 B Matte Sensitech ± 9 mm
R11 C Grip Sensitech ± 9 mm
R11 C Outdoor Sensitech ± 20 mm



V2 Slight Variation

MATTE SURFACE

Floor Wall



± 6 mm
120x278 cm - 47¹/₄"x109¹/₂"
A4UP Prism Suede
A4UQ Prism Cord
A4UR Prism Cotton
A4US Prism Cloud
A4UT Prism Fog
A4UU Prism Graphite



Sensitech
± 9 mm
120x120 cm - 47¹/₄"x47¹/₄"
A4OG Prism Suede
A4OH Prism Cord
A4OI Prism Cotton
A4OJ Prism Cloud
A4OK Prism Fog
A4OL Prism Graphite



Sensitech
± 9 mm
60x120 cm - 23⁵/₈"x47¹/₄"
A4OS Prism Suede
A4OT Prism Cord
A4OU Prism Cotton
A4OV Prism Cloud
A4OW Prism Fog
A4OX Prism Graphite



Sensitech
± 9 mm
60x60 cm - 23⁵/₈"x23⁵/₈"
A4UV Prism Suede
A4UW Prism Cord
A4UX Prism Cotton
A4UY Prism Cloud
A4UZ Prism Fog
A4UØ Prism Graphite



Sensitech
± 9 mm
30x60 cm - 11³/₄"x23⁵/₈"
A4U1 Prism Suede
A4U2 Prism Cord
A4U3 Prism Cotton
A4U4 Prism Cloud
A4U5 Prism Fog
A4U6 Prism Graphite

SILK SURFACE



± 9 mm
120x120 cm - 47¹/₄"x47¹/₄"
A4OM Prism Suede Silk
A4ON Prism Cord Silk
A4OO Prism Cotton Silk
A4OP Prism Cloud Silk
A4OQ Prism Fog Silk
A4OR Prism Graphite Silk



± 9 mm
60x60 cm - 23⁵/₈"x23⁵/₈"
A5RV Prism Suede Silk
A5RW Prism Cord Silk
A5RX Prism Cotton Silk
A5RY Prism Cloud Silk
A5RZ Prism Fog Silk
A5RØ Prism Graphite Silk



± 9 mm
30x60 cm - 11³/₄"x23⁵/₈"
A5R2 Prism Suede Silk
A5R6 Prism Cord Silk
A5R7 Prism Cotton Silk
A5SA Prism Cloud Silk
A5SB Prism Fog Silk
A5SC Prism Graphite Silk

GRIP SURFACE

OUTDOOR ± 20 mm

Outdoor



Sensitech
± 9 mm
120x120 cm - 47¹/₄"x47¹/₄"
A5OI Prism Suede Grip
A5OJ Prism Cord Grip
A5OK Prism Cloud Grip
A5OL Prism Fog Grip



Sensitech
± 20 mm
120x120 cm - 47¹/₄"x47¹/₄"
A5OM Prism Suede 20 mm
A5ON Prism Cord 20 mm
A5OO Prism Cloud 20 mm
A5OP Prism Fog 20 mm



Sensitech
± 20 mm
80x80 cm - 31¹/₂"x31¹/₂"
A56H Prism Suede 20 mm
A56I Prism Cord 20 mm
A56J Prism Cloud 20 mm
A56K Prism Fog 20 mm






Glazed Porcelain Tiles

MATTE SURFACE

Wall



± 6 mm
120x278 cm - 47¹/₄"x109¹/₂"⁽¹⁾
A4VH Prism Bloom
A4VI Prism Caramel
A4VJ Prism Grape
A4VK Prism Dusk
A4VL Prism Midnight
A4VM Prism Moss
A4VN Prism Emerald



INDEX



PRODUCT FINDER



SURFACE RANGE



COMPANY



COLLECTIONS




- 3D WALL
- CONCRETE & RESIN LOOK
- MARBLE LOOK
- STONE LOOK
- WOOD LOOK

LARGE SIZES



SLABS FOR COUNTERTOPS & FURNITURE



FURNITURE



FACADES



TECHNICAL SPECIFICATIONS



⁽¹⁾ The use of a common mild detergent is recommended. Avoid using acidic or alkaline products, waxes, steel wool, or abrasives. - Si consiglia l'utilizzo di un comune detergente neutro. Evitare l'utilizzo di prodotti acidi o alcalini, ceranti, pagliette di metallo o abrasive. - Nous vous conseillons d'utiliser des détergents neutres courants. Éviter l'utilisation de cires et de produits acides ou alcalins, ainsi que les pailles métalliques ou abrasives. - Es empfiehlt sich, ein haushaltsübliches, neutrales Reinigungsmittel zu verwenden. Saure oder alkalische Produkte, Wachs sowie Metallwolle- bzw. Scheuerschwämme sind zu vermeiden. - Recomendamos utilizar un detergente neutro común. Hay que evitar el uso de productos ácidos o alcalinos, ceras y estropajos de metal o abrasivos. Рекомендуется чистить обычным нейтральным моющим средством. Не рекомендуется использовать кислотные, щелочные, восковые средства, а также металлические мошалоки.

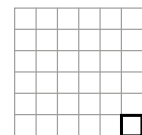
Prism

Porcelain Tiles

DECOR RANGE



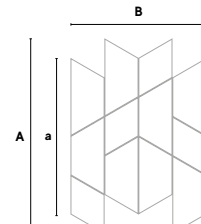
A4V1 Prism Cotton Mosaico Matte 30x30 - 1 1/8"x1 1/8"
 A4VØ Prism Cord Mosaico Matte 30x30 - 1 1/8"x1 1/8"
 A4VZ Prism Suede Mosaico Matte 30x30 - 1 1/8"x1 1/8"
 A4V2 Prism Cloud Mosaico Matte 30x30 - 1 1/8"x1 1/8"
 A4V3 Prism Fog Mosaico Matte 30x30 - 1 1/8"x1 1/8"
 A4V4 Prism Graphite Mosaico Matte 30x30 - 1 1/8"x1 1/8"



4,8x4,8 cm
1 7/8"x1 7/8"




A41S Prism Cotton Mosaico Maze 31x35,7 - 12 1/4"x14"
 A41R Prism Cord Mosaico Maze 31x35,7 - 12 1/4"x14"
 A41Q Prism Suede Mosaico Maze 31x35,7 - 12 1/4"x14"
 A41T Prism Cloud Mosaico Maze 31x35,7 - 12 1/4"x14"
 A41U Prism Fog Mosaico Maze 31x35,7 - 12 1/4"x14"
 A41V Prism Graphite Mosaico Maze 31x35,7 - 12 1/4"x14"




A 44,6 cm - 17 1/2"
 B 31 cm - 12 1/4"
 a 35,7 cm - 14"
 b 7,6 cm - 3"
 c 8,8 cm - 3 1/2"
 d 17,6 cm - 6 7/8"



A41Y Prism Cotton Mosaico Maze Silk 31x35,7 - 12 1/4"x14"
 A41X Prism Cord Mosaico Maze Silk 31x35,7 - 12 1/4"x14"
 A41W Prism Suede Mosaico Maze Silk 31x35,7 - 12 1/4"x14"
 A41Z Prism Cloud Mosaico Maze Silk 31x35,7 - 12 1/4"x14"
 A411 Prism Fog Mosaico Maze Silk 31x35,7 - 12 1/4"x14"
 A412 Prism Graphite Mosaico Maze Silk 31x35,7 - 12 1/4"x14"



A4VO Prism Gradient XL ^{(1) (2)}
 120x278 cm - 47 1/4"x109 1/2"



A4VP Prism Brush XL ^{(1) (2)}
 120x278 cm - 47 1/4"x109 1/2"

⁽¹⁾ The production process does not guarantee the presence of the exact sequence of the graphics inside the packaging - Il processo produttivo non garantisce la presenza dell'esatta sequenza delle grafiche all'interno dell'imballo. - Le processus de fabrication ne garantit pas la présence de la séquence exacte des graphismes à l'intérieur de l'emballage. - Der Produktionsprozess garantiert nicht die exakte Sequenz der Grafiken in der Verpackung. - El proceso de producción no garantiza la presencia de la secuencia exacta de los gráficos dentro del embalaje. - Процесс производства не обеспечивает наличие точно совпадающих рисунков поверхности внутри упаковки.
⁽²⁾ The use of a common mild detergent is recommended. Avoid using acidic or alkaline products, waxes, steel wool, or abrasives. - Si consiglia l'utilizzo di un comune detergente neutro. Evitare l'utilizzo di prodotti acidi o alcalini, ceranti, pagliette di metallo o abrasive. - Nous vous conseillons d'utiliser des détergents neutres courants. Éviter l'utilisation de cires et de produits acides ou alcalins, ainsi que les pailles métalliques ou abrasives. - Es empfiehlt sich, ein haushaltsübliches, neutrales Reinigungsmittel zu verwenden. Saure oder alkalische Produkte, Wachs sowie Metallwolle- bzw. Scheuerschwämme sind zu vermeiden. - Recomendamos utilizar un detergente neutro común. Hay que evitar el uso de productos ácidos o alcalinos, ceras y estropajos de metal o abrasivos. - Рекомендуется чистить обычным нейтральным моющим средством. Не рекомендуется использовать кислотные, щелочные, восковые средства, а также металлические мочалки.

⁽³⁾ The decoration can only be laid on the wall - Il decoro si può posare solo a rivestimento - Décor uniquement mural - Das Dekor kann nur an der Wand verlegt werden
 La decoración se puede colocar únicamente en paredes - Декор может быть уложен только на стену.

* These parts are supplied to order - I pezzi sono disponibili su ordinazione - Les pièces sont disponibles sur commande - Die Teile sind auf Bestellung lieferbar - Las piezas se hacen por encargo - Изготавливаются на заказ

INDEX ☰

PRODUCT FINDER ➤

SURFACE RANGE ➤

COMPANY ➤

COLLECTIONS ➤

3D WALL
 CONCRETE & RESIN LOOK
 MARBLE LOOK
 STONE LOOK
 WOOD LOOK

LARGE SIZES ➤

SLABS FOR COUNTERTOPS & FURNITURE ➤

FURNITURE ➤

FACADES ➤

TECHNICAL SPECIFICATIONS ➤

Prism Wall Tiles

MATTE SURFACE

Wall



± 8,5 mm

50x120 cm - 19⁵/₈"x47¹/₄"

- A4TF Prism Suede
- A4TG Prism Cord
- A4TH Prism Cotton
- A4TI Prism Cloud
- A4TJ Prism Graphite
- A4TK Prism Bloom
- A4TL Prism Caramel
- A4TM Prism Grape
- A4TN Prism Dusk
- A4TO Prism Midnight
- A4TP Prism Moss
- A4TQ Prism Emerald

TRIM TILES



1,4x50 cm - 5¹/₈"x19⁵/₈"

- A4ØO Prism Suede Corner 50 *
- A4ØP Prism Cord Corner 50 *
- A4ØQ Prism Cotton Corner 50 *
- A4ØR Prism Cloud Corner 50 *
- A4ØS Prism Graphite Corner 50 *
- A4ØT Prism Bloom Corner 50 *
- A4ØU Prism Caramel Corner 50 *
- A4ØV Prism Grape Corner 50 *
- A4ØW Prism Dusk Corner 50 *
- A4ØX Prism Midnight Corner 50 *
- A4ØY Prism Moss Corner 50 *
- A4ØZ Prism Emerald Corner 50 *



1,4x1,4 cm - 5¹/₈"x5¹/₈"

- A4Ø1 Prism Suede Corner A.E. *
- A4Ø2 Prism Cord Corner A.E. *
- A4Ø3 Prism Cotton Corner A.E. *
- A4Ø4 Prism Cloud Corner A.E. *
- A4Ø5 Prism Graphite Corner A.E. *
- A4Ø6 Prism Bloom Corner A.E. *
- A4Ø7 Prism Caramel Corner A.E. *
- A4Ø8 Prism Grape Corner A.E. *
- A4Ø9 Prism Dusk Corner A.E. *
- A41A Prism Midnight Corner A.E. *
- A41B Prism Moss Corner A.E. *
- A41C Prism Emerald Corner A.E. *

* These parts are supplied to order - I pezzi sono disponibili su ordinazione - Les pièces sont disponibles sur commande - Die Teile sind auf Bestellung lieferbar - Las piezas se hacen por encargo - Изготавливаются на заказ



DECOR RANGE

						<p>A 32 cm - 12⁵/₈" a 29,6 cm - 11⁵/₈" B 32,6 cm - 12⁷/₈" b 29,7 cm - 11¹/₄"</p>
A4ZX Prism Cotton Mosaico Bead 29,7x29,6 - 11 ⁵ / ₈ "x11 ⁵ / ₈ "	A4ZW Prism Cord Mosaico Bead 29,7x29,6 - 11 ⁵ / ₈ "x11 ⁵ / ₈ "	A4ZV Prism Suede Mosaico Bead 29,7x29,6 - 11 ⁵ / ₈ "x11 ⁵ / ₈ "	A4ZY Prism Cloud Mosaico Bead 29,7x29,6 - 11 ⁵ / ₈ "x11 ⁵ / ₈ "	A4ZZ Prism Graphite Mosaico Bead 29,7x29,6 - 11 ⁵ / ₈ "x11 ⁵ / ₈ "	A4ZØ Prism Bloom Mosaico Bead 29,7x29,6 - 11 ⁵ / ₈ "x11 ⁵ / ₈ "	
						<p>A 32 cm - 12⁵/₈" a 29,6 cm - 11⁵/₈" B 32,6 cm - 12⁷/₈" b 29,7 cm - 11¹/₄"</p>
A4Z1 Prism Caramel Mosaico Bead 29,7x29,6 - 11 ⁵ / ₈ "x11 ⁵ / ₈ "	A4Z2 Prism Grape Mosaico Bead 29,7x29,6 - 11 ⁵ / ₈ "x11 ⁵ / ₈ "	A4Z3 Prism Dusk Mosaico Bead 29,7x29,6 - 11 ⁵ / ₈ "x11 ⁵ / ₈ "	A4Z4 Prism Midnight Mosaico Bead 29,7x29,6 - 11 ⁵ / ₈ "x11 ⁵ / ₈ "	A4Z5 Prism Moss Mosaico Bead 29,7x29,6 - 11 ⁵ / ₈ "x11 ⁵ / ₈ "	A4Z6 Prism Emerald Mosaico Bead 29,7x29,6 - 11 ⁵ / ₈ "x11 ⁵ / ₈ "	
						<p>1,7x1,7 cm 5¹/₈"x5¹/₈"</p>
A4ØE Prism Cotton Mosaic Q 30,5x30,5 - 12"x12"	A4ØD Prism Cord Mosaic Q 30,5x30,5 - 12"x12"	A4ØC Prism Suede Mosaic Q 30,5x30,5 - 12"x12"	A4ØF Prism Cloud Mosaic Q 30,5x30,5 - 12"x12"	A4ØG Prism Graphite Mosaic Q 30,5x30,5 - 12"x12"	A4ØH Prism Bloom Mosaic Q 30,5x30,5 - 12"x12"	
						<p>A 36,1 cm - 14¹/₄" a 32,3 cm - 12³/₄" B 35,2 cm - 13⁷/₈" b 30,6 cm - 12"</p>
A4ØI Prism Caramel Mosaic Q 30,5x30,5 - 12"x12"	A4ØJ Prism Grape Mosaic Q 30,5x30,5 - 12"x12"	A4ØK Prism Dusk Mosaic Q 30,5x30,5 - 12"x12"	A4ØL Prism Midnight Mosaic Q 30,5x30,5 - 12"x12"	A4ØM Prism Moss Mosaic Q 30,5x30,5 - 12"x12"	A4ØN Prism Emerald Mosaic Q 30,5x30,5 - 12"x12"	
						<p>A 36,1 cm - 14¹/₄" a 32,3 cm - 12³/₄" B 35,2 cm - 13⁷/₈" b 30,6 cm - 12"</p>
A4Z7 Prism Cotton Wiggle ⁽¹⁾ 30,6x32,4 - 12"x12 ³ / ₄ "	A4Z8 Prism Bloom Wiggle ⁽¹⁾ 30,6x32,4 - 12"x12 ³ / ₄ "	A4Z9 Prism Dusk Wiggle ⁽¹⁾ 30,6x32,4 - 12"x12 ³ / ₄ "	A4ZØ Prism Moss Wiggle ⁽¹⁾ 30,6x32,4 - 12"x12 ³ / ₄ "			

⁽¹⁾ Application of decorative materials. The use of a common mild detergent is recommended. Avoid using acidic or alkaline products, waxes, steel wool, or abrasives. - Applicazione di materie decorative. Si consiglia l'utilizzo di un comune detergente neutro. Evitare l'utilizzo di prodotti acidi o alcalini, ceranti e pagliette di metallo o abrasive. - Application de matériaux décoratifs. Nous conseillons l'emploi de détergents neutres courants. Éviter l'utilisation de cires et de produits acides ou alcalins, ainsi que les pâilles métalliques ou abrasives. - Dekorationsmaterial. Es empfiehlt sich, ein haushaltsübliches, neutrales Reinigungsmittel zu verwenden. Saure oder alkalische Produkte, Wachs sowie Stahlwolle- bzw. Scheuerschwämme sind zu vermeiden. Aplicación de materiales decorativos. Recomendamos utilizar un detergente neutro común. Hay que evitar el uso de productos ácidos o alcalinos, ceras y estropajos de metal o abrasivos. - Применение декоративных материалов. Рекомендуется чистить обычным нейтральным моющим средством. Не рекомендуется использовать кислотные, щелочные, восковые средства, а также металлические моchalки.

- INDEX
- PRODUCT FINDER
- SURFACE RANGE
- COMPANY
- COLLECTIONS
 - 3D WALL
 - CONCRETE & RESIN LOOK
 - MARBLE LOOK
 - STONE LOOK
 - WOOD LOOK
- LARGE SIZES
- SLABS FOR COUNTERTOPS & FURNITURE
- FURNITURE
- FACADES
- TECHNICAL SPECIFICATIONS

Prism


Wall Tiles

DECOR RANGE



A4TS Prism Brush ⁽¹⁾
50x120 cm - 19³/₈"x47¹/₄"

8 patterns




A4ZT Prism Enigma
50x120 cm - 19³/₈"x47¹/₄"

This item matches with the following colors / Questo articolo si abbina ai colori seguenti:
Cloud 50x120, Graphite 50x120, Cotton 50x120



A4TR Prism Gradient ⁽²⁾
50x120 cm - 19³/₈"x47¹/₄"

12 patterns



A4ZU Prism Gold ⁽¹⁾
50x120 cm - 19³/₈"x47¹/₄"

This item matches with the following colors / Questo articolo si abbina ai colori seguenti:
Bloom 50x120, Caramel 50x120, Grape 50x120, Cord 50x120, Cloud 50x120, Suede 50x120, Cotton 50x120

⁽¹⁾ Contains gold. The use of a common mild detergent is recommended. Avoid using acidic or alkaline products, waxes, steel wool, or abrasives. - Parti in oro. Si consiglia l'utilizzo di un comune detergente neutro. Evitare l'utilizzo di prodotti acidi o alcalini, ceranti, pagliette di metallo o abrasive. - Parties dorées. Nous vous conseillons d'utiliser des détergents neutres courants. Éviter l'utilisation de cires et de produits acides ou alcalins, ainsi que les pailles métalliques ou abrasives. - Teile aus Gold. Es empfiehlt sich, ein haushaltsübliches, neutrales Reinigungsmittel zu verwenden. Saure oder alkalische Produkte, Wachs sowie Metallwolle- bzw. Scheuerschwämme sind zu vermeiden. - Partes doradas. Recomendamos utilizar un detergente neutro común. Hay que evitar el uso de productos ácidos o alcalinos, ceras y estropajos de metal o abrasivos. - Золотые детали. Рекомендуется чистить обычным нейтральным моющим средством. Не рекомендуется использовать кислотные, щелочные, восковые средства, а также металлические мочалки.

⁽²⁾ Item sold by square meter. - Articolo venduto al mq. - Article vendu au mètre carré. - Artikel pro m² verkauft. - Artículo vendido por m² - Артикул продается квадратными метрами.



INDEX



PRODUCT
FINDER



SURFACE
RANGE



COMPANY



COLLECTIONS



3D WALL
CONCRETE & RESIN LOOK
MARBLE LOOK
STONE LOOK
WOOD LOOK

LARGE SIZES



SLABS FOR
COUNTERTOPS
& FURNITURE



FURNITURE



FACADES



TECHNICAL
SPECIFICATIONS



Venti Boost


COLLECTION
CATALOG



VIDEO



Floor Wall



Porcelain Tiles PORCELAIN TILES - NON-RECTIFIED

Sizes **20x20 cm - 7 7/8" x 7 7/8"** Thickness **± 9 mm** Surface finish **Matte R10 A**



Glazed Porcelain Tiles PORCELAIN TILES - NON-RECTIFIED

Sizes **20x20 cm - 7 7/8" x 7 7/8"** Thickness **± 9 mm** Surface finish **Matte R9 A**

INDEX



PRODUCT
FINDER



SURFACE
RANGE



COMPANY



COLLECTIONS



3D WALL
CONCRETE & RESIN LOOK
MARBLE LOOK
STONE LOOK
WOOD LOOK

LARGE SIZES



SLABS FOR
COUNTERTOPS
& FURNITURE



FURNITURE



FACADES



TECHNICAL
SPECIFICATIONS



Venti Boost

Porcelain Tiles



Matte ± 9 mm



R10 A Matte ± 9 mm



V2 Slight Variation
Carpet 1 Warm, Carpet 2 Warm, Carpet 3 Warm,
Carpet 1 Cold, Carpet 2 Cold, Carpet 3 Cold



V4 Substantial Variation
Mix Warm, Mix Cold

MATTE SURFACE

Floor Wall



A3OD Venti Boost Warm
20x20 - 7¹/₈"x7¹/₈"



A3OF Venti Boost Mix Warm ⁽¹⁾
20x20 - 7¹/₈"x7¹/₈"

16 Patterns



A3OJ Venti Boost Carpet 1W
20x20 - 7¹/₈"x7¹/₈"



A3OK Venti Boost Carpet 2W
20x20 - 7¹/₈"x7¹/₈"




A3OL Venti Boost Carpet 3W
20x20 - 7¹/₈"x7¹/₈"

MATTE SURFACE

Floor Wall



A3OC Venti Boost Cold
20x20 - 7¹/₈"x7¹/₈"



A3OE Venti Boost Mix Cold ⁽¹⁾
20x20 - 7¹/₈"x7¹/₈"


16 Patterns



A3OG Venti Boost Carpet 1C
20x20 - 7¹/₈"x7¹/₈"



A3OH Venti Boost Carpet 2C
20x20 - 7¹/₈"x7¹/₈"



A3OI Venti Boost Carpet 3C
20x20 - 7¹/₈"x7¹/₈"

INDEX



PRODUCT
FINDER



SURFACE
RANGE



COMPANY



COLLECTIONS



- 3D WALL
- CONCRETE & RESIN LOOK
- MARBLE LOOK
- STONE LOOK
- WOOD LOOK

LARGE SIZES



SLABS FOR
COUNTERTOPS
& FURNITURE



FURNITURE



FACADES



TECHNICAL
SPECIFICATIONS



⁽¹⁾ Article composed of 16 different graphics, randomly mixed inside the boxes. - Articolo composto da 16 grafiche diverse, miscelate in modo casuale all'interno delle scatole. - Article composé de 16 graphismes différents, mélangés au hasard dans les boîtes. - Artikel mit 16 verschiedenen Grafiken, in den Schachteln nach dem Zufallsprinzip gemischt. - Artículo compuesto por 16 gráficos diferentes, mezclados en manera casual dentro a las cajas. - Артикул состоит из 16 различных рисунков, случайно перемешанных внутри коробок.

Venti Boost

Glazed Porcelain Tiles



Matte ± 9 mm



R9 A Matte ± 9 mm



V2 Slight Variation
Classic Carpet 1, Classic Carpet 2, Classic Carpet 3,
Blue Carpet 1, Blue Carpet 2, Blue Carpet 3




V4 Substantial Variation
Classic Mix, Blue Mix

MATTE SURFACE

Floor Wall




A3OM Venti Boost Classic Mix ⁽¹⁾
20x20 - 7 1/8" x 7 1/8" 20 Patterns



A3ON Venti Boost Classic Carpet 1
20x20 - 7 1/8" x 7 1/8"



A3OO Venti Boost Classic Carpet 2
20x20 - 7 1/8" x 7 1/8"




A3OP Venti Boost Classic Carpet 3
20x20 - 7 1/8" x 7 1/8"

MATTE SURFACE

Floor Wall




A3OQ Venti Boost Blue Mix ⁽¹⁾
20x20 - 7 1/8" x 7 1/8" 20 Patterns



A3OR Venti Boost Blue Carpet 1
20x20 - 7 1/8" x 7 1/8"



A3OS Venti Boost Blue Carpet 2
20x20 - 7 1/8" x 7 1/8"



A3OT Venti Boost Blue Carpet 3
20x20 - 7 1/8" x 7 1/8"

⁽¹⁾ Article composed of 20 different graphics, randomly mixed inside the boxes - Articolo composto da 20 grafiche diverse, miscelate in modo casuale all'interno delle scatole. - Article composé de 20 graphismes différents, mélangés au hasard dans les boîtes. - Artikel mit 20 verschiedenen Grafiken, in den Schachteln nach dem Zufallsprinzip gemischt. - Artículo compuesto por 20 gráficos diferentes, mezclados en manera casual dentro a las cajas. - Артикул состоит из 20 различных рисунков, случайно перемешанных внутри коробок.

INDEX



PRODUCT FINDER



SURFACE RANGE



COMPANY



COLLECTIONS



- 3D WALL
- CONCRETE & RESIN LOOK
- MARBLE LOOK
- STONE LOOK
- WOOD LOOK

LARGE SIZES



SLABS FOR COUNTERTOPS & FURNITURE



FURNITURE



FACADES



TECHNICAL SPECIFICATIONS



Marvel



- Floor
- Wall
- Decors
- Slabs for countertops and furniture
- Bathroom furniture
- Facades



Porcelain Tiles RECTIFIED MONOCALIBER

Sizes	Thickness	Surface finish
160x160 cm - 63"x63"	± 6 mm	Polished Matte R9 A
120x278 cm - 47 1/4"x109 1/2"	± 6 mm	Polished Matte R9 A
120x240 cm - 47 1/4"x94 1/2"	± 9 mm	Polished
120x120 cm - 47 1/4"x47 1/4"	± 9 mm	Polished Matte Sensitech R10 B
60x120 cm - 23 5/8"x47 1/4"	± 9 mm	Polished Matte Sensitech R10 B
75x150 cm - 29 1/2"x59"	± 9 mm	Polished Matte Sensitech R10 B
75x75 cm - 29 1/2"x29 1/2"	± 9 mm	Polished Matte Sensitech R10 B
60x60 cm - 23 5/8"x23 5/8"	± 9 mm	Polished Matte Sensitech R10 B
30x60 cm - 11 3/4"x23 5/8"	± 9 mm	Polished Matte Sensitech R10 B


LARGE SIZES P. 304



160x320 cm - 63"x126"	± 6 mm	Polished Silk Matte R9 A
-----------------------	--------	-------------------------------------

SLABS FOR COUNTERTOPS & FURNITURE

162x324 cm - 63 3/4"x127 1/2" NON-RECTIFIED	± 12-20 mm	Polished Silk Matte
159x324 cm - 62 5/8"x127 1/2" NON-RECTIFIED	± 20 mm	Polished Matte



Wall Tiles RECTIFIED MONOCALIBER

Sizes	Thickness	Surface finish
50x120 cm - 19 5/8"x47 1/4"	± 8,5 mm	Shiny
40x80 cm - 15 3/4"x31 1/2"	± 8,5 mm	Shiny
30,5x91,5 cm - 12"x36"	± 8,5 mm	Shiny
30,5x56 cm - 12"x22"	± 8,5 mm	Shiny
8x31,5 cm - 3 1/8"x12 3/8"	± 8,5 mm	Shiny

INDEX



PRODUCT FINDER



SURFACE RANGE



COMPANY



COLLECTIONS



3D WALL
CONCRETE & RESIN LOOK
MARBLE LOOK
STONE LOOK
WOOD LOOK

LARGE SIZES



SLABS FOR COUNTERTOPS & FURNITURE



FURNITURE



FACADES



TECHNICAL SPECIFICATIONS



Marvel

Porcelain Tiles



Polished ± 6 - 9 mm



V2 Slight Variation

POLISHED SURFACE ⁽¹⁾

Floor Wall



± 6 mm
160x320 cm - 63"x126"
 AJKT Marvel Calacatta Extra Bookmatch Polished
 AJS Marvel Calacatta Extra Polished
 AO5U Marvel Calacatta Extra Polished Endless
 AKFK Marvel Calacatta Extra Polished Kit Endless ⁽²⁾ ⁽³⁾



± 6 mm
160x160 cm - 63"x63"
 AO51 Marvel Calacatta Extra Polished



± 6 mm
120x278 cm - 47¹/₄"x109¹/₂"
 AØBM Marvel Calacatta Extra Polished
 AOTJ Marvel Calacatta Extra Bookmatch A Polished
 AOTK Marvel Calacatta Extra Bookmatch B Polished
 AOQD Marvel Grey Stone Polished
 AOUB Marvel Calacatta Extra Endless Polished
 A6DU Marvel Calacatta Extra Kit Endless Lp Polished ⁽²⁾ ⁽³⁾



± 9 mm
120x240 cm - 47¹/₄"x94¹/₂"
 AY2N Marvel Calacatta Extra Polished
 AY2O Marvel Grey Stone Polished



± 9 mm
120x120 cm - 47¹/₄"x47¹/₄"
 AY2R Marvel Calacatta Extra Polished
 AY2S Marvel Grey Stone Polished



± 9 mm
60x120 cm - 23⁵/₈"x47¹/₄"
 A21S Marvel Calacatta Extra Polished
 A21H Marvel Grey Stone Polished



± 9 mm
75x150 cm - 29¹/₂"x59"
 A61F Marvel Calacatta Extra Polished
 A7FN Marvel Grey Stone Polished
 A7FM Marvel Champagne Onyx Polished



± 9 mm
75x75 cm - 29¹/₂"x29¹/₂"
 ADPV Marvel Calacatta Extra Polished
 ADPX Marvel Moon Onyx Polished
 ADPY Marvel Grey Stone Polished
 ADPW Marvel Champagne Onyx Polished



± 9 mm
60x60 cm - 23⁵/₈"x23⁵/₈"
 7N3O Marvel Calacatta Extra Polished
 7N3P Marvel Moon Onyx Polished
 7N3T Marvel Grey Stone Polished
 7N3Q Marvel Champagne Onyx Polished



± 9 mm
30x60 cm - 11³/₄"x23⁵/₈"
 DØ16 Marvel Calacatta Extra Polished
 DØ17 Marvel Moon Onyx Polished
 DØ21 Marvel Grey Stone Polished
 DØ18 Marvel Champagne Onyx Polished



INDEX



PRODUCT FINDER



SURFACE RANGE



COMPANY



COLLECTIONS



3D WALL
 CONCRETE & RESIN LOOK
 MARBLE LOOK
 STONE LOOK
 WOOD LOOK

LARGE SIZES



SLABS FOR COUNTERTOPS & FURNITURE



FURNITURE



FACADES



TECHNICAL SPECIFICATIONS



⁽¹⁾ The glossy polished finish is suitable for residential or low-traffic commercial floors, where no anti-slip performance is required, and for walls. The polished glossy surface finish, surprisingly brilliant and bright, features slight irregularities typical of natural marble. The extraordinary brilliance and the easy cleaning of the surface are the result of in-depth research aimed at guaranteeing its durability over time. If the product is in direct contact with the outdoors, provide devices for absorbing moisture and dirt to prevent scratches. - La finitura lappata lucida è indicata per pavimenti residenziali o commerciali poco sollecitati, laddove non siano richieste prestazioni antiscivolo, e per rivestimenti. La finitura lappata lucida offre una superficie sorprendentemente brillante e specchiante, con lievi irregolarità tipiche dei marmi naturali. La straordinaria lucentezza e l'elevata pulibilità della superficie sono frutto di studi approfonditi e accurate ricerche tecniche volte a garantirne la persistenza nel tempo. Se il prodotto è a diretto contatto con l'esterno, prevedere dei dispositivi di assorbimento dell'umidità e della sporcizia per prevenire la formazione di graffi.

⁽²⁾ Please read the notes at page 365

Marvel

Porcelain Tiles



SILK SURFACE ⁽¹⁾

Floor Wall



± 6 mm
160x320 cm - 63"x126"
 AJKZ Marvel Calacatta Extra Bookmatch Silk
 AJKY Marvel Calacatta Extra Silk
 AJKX Marvel Grey Stone Silk

MATTE SURFACE



± 6 mm
160x320 cm - 63"x126"
 AO5Y Marvel Calacatta Extra Endless
 AKFM Marvel Calacatta Extra Kit Endless ^{(2) (3)}



± 6 mm
160x160 cm - 63"x63"
 AO54 Marvel Calacatta Extra



± 6 mm
120x278 cm - 47 1/4"x109 1/2"
 AØBT Marvel Calacatta Extra
 A2RP Marvel Grey Stone



± 9 mm
120x120 cm - 47 1/4"x47 1/4"
 A2ØY Marvel Calacatta Extra
 AEQY Marvel Grey Stone



± 9 mm
60x120 cm - 23 5/8"x47 1/4"
 A2Ø8 Marvel Calacatta Extra
 A2Ø9 Marvel Grey Stone



± 9 mm
60x60 cm - 23 5/8"x23 5/8"
 7N3A Marvel Calacatta Extra
 7N3B Marvel Moon Onyx
 7N3F Marvel Grey Stone
 7N3C Marvel Champagne Onyx



± 9 mm
30x60 cm - 11 1/4"x23 5/8"
 DØ95 Marvel Calacatta Extra
 DØ96 Marvel Moon Onyx
 D1ØØ Marvel Grey Stone
 DØ97 Marvel Champagne Onyx



± 9 mm
75x150 cm - 29 1/2"x59"
 A7HX Marvel Calacatta Extra



± 9 mm
75x75 cm - 29 1/2"x29 1/2"
 ASCE Marvel Calacatta Extra
 ASCF Marvel Moon Onyx
 ASCJ Marvel Grey Stone
 ASCG Marvel Champagne Onyx

TRIM TILES P. 300

	Battiscopa		Gradino *	Scalino *		Scalino Ang.*	Battiscopa Sag. Scala *		Davanzale / Soglia *
	7,2x60 cm 2 7/8"x23 1/8"		30x60 cm 11 1/4"x23 1/8"	33x75 cm 13"x29 1/2"	33x60 cm 13"x23 1/8"	33x33 cm 13"x13"	7,2x30 cm 2 7/8"x11 1/4"		max 315x50 H.4 cm 124"x19 1/8" H.1 1/4"
	Matte	Polished	Matte	Matte	Matte	Matte	Matte		Matte
Calacatta Extra	ASLJ	AVXS	ASLQ	ASMZ	ASMN	ASMT	DX	SX	
Moon Onyx	ASLK	AVXT	ASLR	ASMØ	ASMO	ASMU	ASNC	ASNI	•
Champagne Onyx	ASLL	AVXU	ASLS	ASM1	ASMP	ASMV	ASND	ASNJ	•
Grey Stone	ASLO	AVXX	ASLV	ASM7	ASMS	ASMY	ASNE	ASNK	•
							ASNH	ASNN	•

* These parts are supplied to order - I pezzi sono disponibili su ordinazione - Les pièces sont disponibles sur commande - Die Teile sind auf Bestellung lieferbar - Las piezas se hacen por encargo - Изготавливаются на заказ

⁽¹⁾ The silk finish is suitable for residential or low-traffic commercial floors, where no anti-slip performance is required. The surface's shine and great ease of cleaning are the result of in-depth studies and technical research aimed at ensuring its durability over time. If the product is in direct contact with the outdoors, moisture and dirt absorption devices must be used to prevent scratching. - La finitura silk è indicata per pavimenti residenziali o commerciali poco sollecitati, laddove non siano richieste prestazioni antiscivolo. La lucentezza e l'elevata facilità di pulizia della superficie sono frutto di studi approfonditi e accurate ricerche tecniche volte a garantirne la persistenza nel tempo. Se il prodotto è a diretto contatto con l'esterno, prevedere dei dispositivi di assorbimento dell'umidità e dello sporco per prevenire la formazione di graffi.

^{(2) (3)} Please read the notes at page 365



CALACATTA EXTRA



CHAMPAGNE ONYX



MOON ONYX



GREY STONE

INDEX



PRODUCT
 FINDER



SURFACE
 RANGE



COMPANY



COLLECTIONS



3D WALL
 CONCRETE & RESIN LOOK
 MARBLE LOOK
 STONE LOOK
 WOOD LOOK

LARGE SIZES



SLABS FOR
 COUNTERTOPS
 & FURNITURE



FURNITURE



FACADES




TECHNICAL
 SPECIFICATIONS



Marvel

Porcelain Tiles

DECOR RANGE




ASLC Marvel Calacatta Mosaico 3D⁽¹⁾
30x30 - 1 1/4" x 1 1/4"

ASLD Marvel Moon Mosaico 3D⁽¹⁾
30x30 - 1 1/4" x 1 1/4"

ASLH Marvel Grey Mosaico 3D⁽¹⁾
30x30 - 1 1/4" x 1 1/4"

ASLE Marvel Champagne Mosaico 3D⁽¹⁾
30x30 - 1 1/4" x 1 1/4"




ASK5 Marvel Calacatta Mosaico Matte
30x30 - 1 1/4" x 1 1/4"

ASK6 Marvel Moon Mosaico Matte
30x30 - 1 1/4" x 1 1/4"

ASLA Marvel Grey Mosaico Matte
30x30 - 1 1/4" x 1 1/4"

ASK7 Marvel Champagne Mosaico Matte
30x30 - 1 1/4" x 1 1/4"




ASMB Marvel Calacatta Mosaico Polished
30x30 - 1 1/4" x 1 1/4"

ASMC Marvel Moon Mosaico Polished
30x30 - 1 1/4" x 1 1/4"

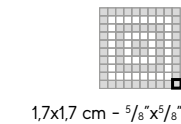
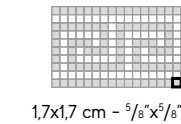
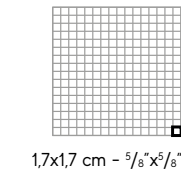
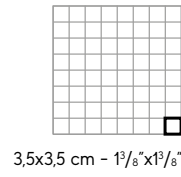
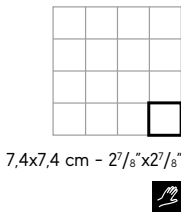
ASMG Marvel Grey Mosaico Polished
30x30 - 1 1/4" x 1 1/4"

ASMD Marvel Champagne Mosaico Polished
30x30 - 1 1/4" x 1 1/4"



ASM9 Marvel Grey/Moon Greca Mosaico
18,5x30 - 7 1/4" x 1 1/4"

ASNB Marvel Grey/Moon Angolo Mosaico
18,5x18,5 - 7 1/4" x 7 1/4"



⁽¹⁾ Multi-thickness mosaic, close joint installation without grouting. - Mosaico multispessore, posa senza stuccatura a giunto unito. - Mosaïque multi-épaisseur, pose sans mastic avec joint nul. - Mosaik mit verschiedenen Stärken, fugenlose Verlegung ohne Mörtel. - Mosaico multiespesor, colocación sin mástique y sin juntas. - Мозаика разной толщины, укладка встык без затирки швов.

The decoration can only be laid on the wall - Il decoro si può posare solo a rivestimento - Décor uniquement mural - Das Dekor kann nur an der Wand verlegt werden. La decoración se puede colocar únicamente en paredes - Декор может быть уложен только на стену.



- INDEX ≡
- PRODUCT FINDER >
- SURFACE RANGE >
- COMPANY >
- COLLECTIONS >
- 3D WALL
CONCRETE & RESIN LOOK
MARBLE LOOK
STONE LOOK
WOOD LOOK
- LARGE SIZES >
- SLABS FOR COUNTERTOPS & FURNITURE >
- FURNITURE >
- FACADES >
- TECHNICAL SPECIFICATIONS >

Marvel

Wall Tiles

SHINY SURFACE

Wall



± 8,5 mm

50x120 cm - 19⁵/₈"x47¹/₄"

A4ST Marvel Calacatta Extra



± 8,5 mm

40x80 cm - 15³/₄"x31¹/₂"

8MVA Marvel Calacatta Extra

8MVC Marvel Champagne Onyx

8MVS Marvel Silver Dream



± 8,5 mm

30,5x91,5 cm - 12"x36"

AR5J Marvel Calacatta Extra

AR5L Marvel Moon Onyx

AR5N Marvel Silver Dream

AR5K Marvel Champagne Onyx



± 8,5 mm

30,5x56 cm - 12"x22"

9P5L Marvel Calacatta Extra

9P5M Marvel Moon Onyx

9P5S Marvel Silver Dream

9P5H Marvel Champagne Onyx



± 8,5 mm

8x31,5 cm - 3¹/₈"x12³/₈"

LMKC Marvel Calacatta Extra Brick



V2 Slight Variation



CALACATTA EXTRA



CHAMPAGNE ONYX



MOON ONYX



SILVER DREAM

DECOR RANGE



ASCC Marvel Moon Line
30,5x91,5 - 12"x36"



ASCA Marvel Champagne Line
30,5x91,5 - 12"x36"




ASEN Marvel Champagne Wave
30,5x91,5 - 12"x36"




ASEK Marvel Greca Gold ⁽¹⁾
7,8x30,5 - 3¹/₈"x12"




ASEM Marvel Greca A.E. ⁽¹⁾
7,8x12 - 3¹/₈"x1¹/₂"




ASCM Marvel Calacatta Mosaic ⁽²⁾
30,5x30,5 - 12"x12"



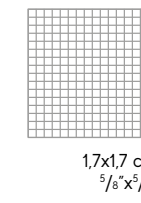
ASCO Marvel Moon Mosaic ⁽²⁾
30,5x30,5 - 12"x12"




ASCR Marvel Silver Mosaic ⁽²⁾
30,5x30,5 - 12"x12"




ASCN Marvel Champagne Mosaic ⁽²⁾
30,5x30,5 - 12"x12"



1,7x1,7 cm
5³/₈"x5³/₈"




ASC1 Marvel Moon Damask ⁽³⁾
30,5x56 - 12"x22"



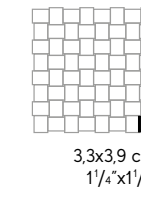
ASCØ Marvel Champagne Damask
30,5x56 - 12"x22"



ASC4 Marvel Silver Stripe
30,5x56 - 12"x22"



ASCV Marvel Silver Net Mosaic ⁽²⁾
30,5x30,5 - 12"x12"



3,3x3,9 cm
1¹/₄"x1¹/₂"

⁽¹⁾ Contains gold. The use of a common mild detergent is recommended. Avoid using acidic or alkaline products, waxes, steel wool, or abrasives. - Parti in oro. Si consiglia l'utilizzo di un comune detergente neutro. Evitare l'utilizzo di prodotti acidi o alcalini, ceranti, pagliette di metallo o abrasive. - Parties dorées. Nous vous conseillons d'utiliser des détergents neutres courants. Éviter l'utilisation de cires et de produits acides ou alcalins, ainsi que les pailles métalliques ou abrasives - Teile aus Gold. Es empfiehlt sich, ein haushaltsübliches, neutrales Reinigungsmittel zu verwenden. Saure oder alkalische Produkte, Wachs sowie Metallwolle- bzw. Scheuerschwämme sind zu vermeiden. - Partes doradas. Recomendamos utilizar un detergente neutro común. Hay que evitar el uso de productos ácidos o alcalinos, ceras y estropajos de metal o abrasivos. - Золотые детали. Рекомендуется чистить обычным нейтральным моющим средством. Не рекомендуется использовать кислотные, щелочные, восковые средства, а также металлические мочалки.

⁽²⁾ Matching with both sizes 30,5x91,5 and 30,5x56. - Abbinabili a entrambi i formati 30,5x91,5 e 30,5x56. - Combinables avec les deux formats 30,5x91,5 et 30,5x56. - Kombinierbar mit den beiden Formaten 30,5x91,5 und 30,5x56. - Combinables con ambos formatos 30,5x91,5 y 30,5x56. - Сочетается с обоими форматами: 30,5x91,5 и 30,5x56.

⁽³⁾ Also matching with Calacatta Extra. - Abbinabile anche al Calacatta Extra. - Combinable également avec Calacatta Extra. - Kombinierbar auch mit Calacatta Extra - Combinable también con Calacatta Extra. - Сочетается также с Calacatta Extra.

INDEX



PRODUCT FINDER



SURFACE RANGE



COMPANY



COLLECTIONS



3D WALL
CONCRETE & RESIN LOOK
MARBLE LOOK
STONE LOOK
WOOD LOOK

LARGE SIZES



SLABS FOR COUNTERTOPS & FURNITURE



FURNITURE



FACADES




TECHNICAL SPECIFICATIONS



Marvel Dream



- Floor
- Wall
- Decors
- Slabs for countertops and furniture
- Bathroom furniture
- Facades



Porcelain Tiles RECTIFIED MONOCALIBER

Sizes	Thickness	Surface finish
120x278 cm - 47 1/4" x 109 1/2"	± 6 mm	Polished Matte R9 A
120x240 cm - 47 1/4" x 94 1/2"	± 9 mm	Polished
120x120 cm - 47 1/4" x 47 1/4"	± 9 mm	Polished Matte Sensitech R10 B
60x120 cm - 23 5/8" x 47 1/4"	± 9 mm	Polished Matte Sensitech R10 B
75x150 cm - 29 1/2" x 59"	± 9 mm	Polished Matte Sensitech R10 B

LARGE SIZES P. 304

atlasPLAN

SLABS FOR COUNTERTOPS & FURNITURE

162x324 cm - 63 3/4" x 127 1/2"	± 12 mm	Polished Silk
---------------------------------	---------	-----------------

INDEX

PRODUCT FINDER

SURFACE RANGE

COMPANY

COLLECTIONS

- 3D WALL
- CONCRETE & RESIN LOOK
- MARBLE LOOK
- STONE LOOK
- WOOD LOOK

LARGE SIZES

SLABS FOR COUNTERTOPS & FURNITURE

FURNITURE

FACADES

TECHNICAL SPECIFICATIONS

Marvel Dream

Porcelain Tiles



Polished ± 6 - 9 mm



R10 B Matte Sensitech ± 9 mm



R9 A Matte ± 6 mm
R10 B Matte Sensitech ± 9 mm



V2 Slight Variation
Bianco Fantastico,
Grigio Intenso,
Black Atlantis



V3 Moderate Variation
Ultramarine

POLISHED SURFACE ⁽¹⁾



± 6 mm

120x278 cm - 47¹/₄"x109¹/₂"

AOSE Marvel Bianco Fantastico Polished

AOSF Marvel Grigio Intenso Polished

AOSG Marvel Black Atlantis Polished

AL2I Marvel Ultramarine Polished ⁽²⁾



± 9 mm

120x240 cm - 47¹/₄"x94¹/₂"

AO3P Marvel Bianco Fantastico Polished

AO3R Marvel Black Atlantis Polished



± 9 mm

120x120 cm - 47¹/₄"x47¹/₄"

AL7N Marvel Bianco Fantastico Polished

AL7P Marvel Black Atlantis Polished



± 9 mm

60x120 cm - 23³/₈"x47¹/₄"

A21J Marvel Bianco Fantastico Polished

A21I Marvel Black Atlantis Polished

Floor

Wall



± 9 mm

75x150 cm - 29¹/₂"x59"

A7FS Marvel Bianco Fantastico Polished

A7FV Marvel Black Atlantis Polished

MATTE SURFACE



± 6 mm

120x278 cm - 47¹/₄"x109¹/₂"

A2RR Marvel Bianco Fantastico

A2RQ Marvel Black Atlantis



± 9 mm

120x120 cm - 47¹/₄"x47¹/₄"

A2Ø3 Marvel Bianco Fantastico

A2ØZ Marvel Black Atlantis




± 9 mm

60x120 cm - 23³/₈"x47¹/₄"

A21B Marvel Bianco Fantastico

A21A Marvel Black Atlantis



± 9 mm

75x150 cm - 29¹/₂"x59"

A7HY Marvel Bianco Fantastico

A7H1 Marvel Black Atlantis


Sensitech

Sensitech


Sensitech




BIANCO FANTASTICO



GRIGIO INTENSO



BLACK ATLANTIS



ULTRAMARINE

⁽¹⁾ The glossy polished finish is suitable for residential or low-traffic commercial floors, where no anti-slip performance is required, and for walls. The polished glossy surface finish, surprisingly brilliant and bright, features slight irregularities typical of natural marble. The extraordinary brilliance and the easy cleaning of the surface are the result of in-depth research aimed at guaranteeing its durability over time. If the product is in direct contact with the outdoors, provide devices for absorbing moisture and dirt to prevent scratches. - La finitura lappata lucida è indicata per pavimenti residenziali o commerciali poco sollecitati, laddove non siano richieste prestazioni antiscivolo, e per rivestimenti. La finitura lappata lucida offre una superficie sorprendentemente brillante e specchiante, con lievi irregolarità tipiche dei marmi naturali. La straordinaria lucentezza e l'elevata pulibilità della superficie sono frutto di studi approfonditi e accurate ricerche tecniche volte a garantirne la persistenza nel tempo. Se il prodotto è a diretto contatto con l'esterno, prevedete dei dispositivi di assorbimento dell'umidità e della sporcizia per prevenire la formazione di graffi.

⁽²⁾ Ultramarine 120x278 cm: glazed porcelain tiles - Ultramarine 120x278 cm: gres porcellanato smaltato - Ultramarine 120x278 cm: carreaux en grès cérame émaillé - Ultramarine 120x278 cm: glasierte Feinsteinzeugfliesen - Ultramarine 120x278 cm: mosaico de gres porcelánico esmaltado - Ultramarine 120x278 cm: глазурованный керамогранит.

INDEX



PRODUCT
FINDER



SURFACE
RANGE



COMPANY



COLLECTIONS



3D WALL
CONCRETE & RESIN LOOK
MARBLE LOOK
STONE LOOK
WOOD LOOK

LARGE SIZES



SLABS FOR
COUNTERTOPS
& FURNITURE



FURNITURE



FACADES



TECHNICAL
SPECIFICATIONS



Marvel Dream


Porcelain Tiles

DECOR RANGE



± 6 mm

AOU4 Marvel Bianco Fantastico
Line Polished
30,5x26 - 12"x10¹/₄"




± 6 mm

AOU5 Marvel Grigio Intenso
Line Polished
30,5x26 - 12"x10¹/₄"



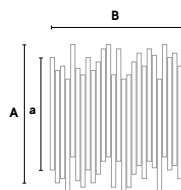
± 6 mm

AOU6 Marvel Black Atlantis
Line Polished
30,5x26 - 12"x10¹/₄"



± 6 mm


AOU7 Marvel Ultramarine
Line Polished
30,5x26 - 12"x10¹/₄"



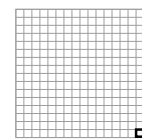
A 34 cm - 13³/₈"
a 26 cm - 10¹/₄"
B 30,5 cm - 12"



AOU8 Marvel Bianco Fantastico
Mosaico Polished
30x30 - 11¹/₄"x11¹/₄"



AOV8 Marvel Black Atlantis
Mosaico Polished
30x30 - 11¹/₄"x11¹/₄"



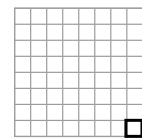
1,7x1,7 cm
5¹/₈"x5¹/₈"



AOV9 Marvel Bianco Fantastico
Mosaico Matte
30x30 - 11¹/₄"x11¹/₄"



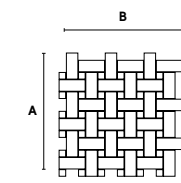
AOV10 Marvel Black Atlantis
Mosaico Matte
30x30 - 11¹/₄"x11¹/₄"



3,5x3,5 cm
1¹/₈"x1¹/₈"



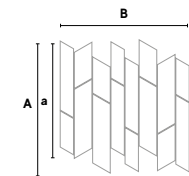
AOVJ Marvel Bianco Fantastico
Basket Weave Matte
30,5x30,5 - 12"x12"
Bianco Fantastico +
Black Atlantis



A 30,5 cm - 12"
B 30,5 cm - 12"



AOQ Marvel Bianco
Fantastico Liberty Polished
31,8x26,1 - 12¹/₂"x10¹/₄"



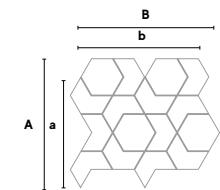
A 32,8 cm - 12⁷/₈"
a 26,1 cm - 10¹/₄"
B 31,8 cm - 12¹/₂"



AOY Marvel Bianco
Fantastico Hex
25,4x29,6 - 10"x11¹/₈"



AO1 Black
Atlantis Hex
25,4x29,6 - 10"x11¹/₈"



A 29,7 cm - 11⁷/₈"
a 25,3 cm - 10"
B 34,4 cm - 13³/₈"
b 29,5 cm - 11⁵/₈"

TRIM TILES P. 300	Battiscopa		Scalino *		Scalino Ang.*				Scalin Ang.*				Battiscopa Sag. Scala *		Davanzale / Soglia *			
	Polished	Matte	Polished	Matte	Polished	Matte	Polished	Matte	Polished	Matte	Polished	Matte	Polished	Matte	DX	SX		
Bianco Fantastico	AOWE	AOWA	AO7L	AO7H	-	-	APAG	APAF	AO95	AO94	-	-	AO9Z	AO9Y	AO9T	AO9S	AOWL	AOWP
Black Atlantis	AOWH	AOWD	AO7O	AO7K	AO99	AO93	-	-	-	-	AO9X	AO9R	-	-	-	-	AOWO	AOWS

The decoration can only be laid on the wall - Il decoro si può posare solo a rivestimento - Décor uniquement mural - Das Dekor kann nur an der Wand verlegt werden
La decoración se puede colocar únicamente en paredes - Декор может быть уложен только на стену.

* These parts are supplied to order - I pezzi sono disponibili su ordinazione - Les pièces sont disponibles sur commande - Die Teile sind auf Bestellung lieferbar - Las piezas se hacen por encargo - Изготавливаются на заказ

INDEX



PRODUCT
FINDER



SURFACE
RANGE



COMPANY



COLLECTIONS



3D WALL
CONCRETE & RESIN LOOK
MARBLE LOOK
STONE LOOK
WOOD LOOK

LARGE SIZES



SLABS FOR
COUNTERTOPS
& FURNITURE



FURNITURE



FACADES



TECHNICAL
SPECIFICATIONS



Marvel Gala


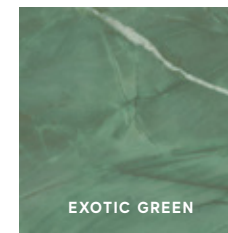


COLLECTION
CATALOG



VIDEO



- Floor
- Wall
- Decors
- Slabs for countertops and furniture
- Bathroom furniture
- Tables
- Facades



Porcelain Tiles RECTIFIED MONOCALIBER

Sizes	Thickness	Surface finish
120x278 cm - 47 ¹ / ₄ "x109 ¹ / ₂ "	± 6 mm	Polished
120x120 cm - 47 ¹ / ₄ "x47 ¹ / ₄ "	± 9 mm	Polished
60x120 cm - 23 ³ / ₈ "x47 ¹ / ₄ "	± 9 mm	Polished

LARGE SIZES P. 304

atlasPLAN

160x320 cm - 63"x126"	± 6 mm	Polished
-----------------------	--------	----------

SLABS FOR COUNTERTOPS & FURNITURE

162x324 cm - 63 ³ / ₄ "x127 ¹ / ₂ " NON-RECTIFIED	± 12 - 20 mm	Polished Silk
159x324 cm - 62 ⁵ / ₈ "x127 ¹ / ₂ " NON-RECTIFIED	± 20 mm	Polished

INDEX



PRODUCT
FINDER



SURFACE
RANGE



COMPANY



COLLECTIONS



- 3D WALL
- CONCRETE & RESIN LOOK
- MARBLE LOOK
- STONE LOOK
- WOOD LOOK

LARGE SIZES



SLABS FOR
COUNTERTOPS
& FURNITURE



FURNITURE



FACADES



TECHNICAL
SPECIFICATIONS



Marvel Gala

Porcelain Tiles



Polished ± 6 - 9 mm



V3 Moderate Variation

Floor Wall

POLISHED SURFACE ⁽¹⁾



± 6 mm

160x320 cm - 63"x126"

- AJKV Marvel Crystal White Bookmatch Polished
- AJKU Marvel Crystal White Polished
- AJKH Marvel Desert Soul Bookmatch Polished
- AJKG Marvel Desert Soul Polished
- AJRQ Marvel Exotic Green Bookmatch Polished
- AJRP Marvel Exotic Green Polished



± 6 mm

120x278 cm - 47 1/4"x109 1/2"

- AFXU Marvel Exotic Green Polished
- AFXV Marvel Desert Soul Polished
- AFXW Marvel Crystal White Polished
- AFXX Marvel Amazonite Polished
- AFXZ Marvel Calacatta Black Polished



± 9 mm

120x120 cm - 47 1/4"x47 1/4"

- ABKA Marvel Exotic Green Polished
- AFXM Marvel Desert Soul Polished
- AFXN Marvel Crystal White Polished
- ABKB Marvel Amazonite Polished
- AFXO Marvel Calacatta Black Polished




± 9 mm

60x120 cm - 23 5/8"x47 1/4"


- AFXP Marvel Exotic Green Polished
- AFXQ Marvel Desert Soul Polished
- AFXR Marvel Crystal White Polished
- AFXS Marvel Amazonite Polished
- AFXT Marvel Calacatta Black Polished



CRYSTAL WHITE




DESERT SOUL



AMAZONITE



EXOTIC GREEN



CALACATTA BLACK

⁽¹⁾ The glossy polished finish is suitable for residential or low-traffic commercial floors, where no anti-slip performance is required, and for walls. The polished glossy surface finish, surprisingly brilliant and bright, features slight irregularities typical of natural marble. The extraordinary brilliance and the easy cleaning of the surface are the result of in-depth research aimed at guaranteeing its durability over time. If the product is in direct contact with the outdoors, provide devices for absorbing moisture and dirt to prevent scratches. - La finitura lappata lucida è indicata per pavimenti residenziali o commerciali poco sollecitati, laddove non siano richieste prestazioni antiscivolo, e per rivestimenti. La finitura lappata lucida offre una superficie sorprendentemente brillante e specchiante, con lievi irregolarità tipiche dei marmi naturali. La straordinaria lucentezza e l'elevata pulibilità della superficie sono frutto di studi approfonditi e accurate ricerche tecniche volte a garantirne la persistenza nel tempo. Se il prodotto è a diretto contatto con l'esterno, prevedere dei dispositivi di assorbimento dell'umidità e della sporcizia per prevenire la formazione di graffi.

INDEX



PRODUCT FINDER



SURFACE RANGE



COMPANY



COLLECTIONS



- 3D WALL
- CONCRETE & RESIN LOOK
- MARBLE LOOK
- STONE LOOK
- WOOD LOOK

LARGE SIZES



SLABS FOR COUNTERTOPS & FURNITURE



FURNITURE



FACADES



TECHNICAL SPECIFICATIONS



Marvel Gems



Floor Wall



Porcelain Tiles RECTIFIED MONOCALIBER

MATTE SURFACE

Floor Wall

Sensitech
 ± 9 mm
 60x60 cm - 23⁵/₈"x23⁵/₈"
 ATW3 Marvel Terrazzo White
 ATW4 Marvel Terrazzo Pearl
 ATW5 Marvel Terrazzo Cream
 ATW6 Marvel Terrazzo Grey
 ATW7 Marvel Terrazzo Black



INDEX



PRODUCT FINDER



SURFACE RANGE



COMPANY



COLLECTIONS



3D WALL
 CONCRETE & RESIN LOOK
 MARBLE LOOK
 STONE LOOK
 WOOD LOOK

LARGE SIZES



SLABS FOR COUNTERTOPS & FURNITURE



FURNITURE



FACADES



TECHNICAL SPECIFICATIONS



TRIM TILES P. 300

	Battiscopa	Gradino *	Scalino *	Scalino Ang. *	Davanzale / Soglia *
	7,2x60 cm 2 ⁷ / ₈ "x23 ⁵ / ₈ "	Digitale 4,6x60 cm 1 ⁷ / ₄ "x23 ⁵ / ₈ "	30x60 cm 11 ¹ / ₄ "x23 ⁵ / ₈ "	33x60 cm 13"x23 ⁵ / ₈ "	max 315x50 H.4 cm 124"x19 ¹ / ₈ " H.1 ⁵ / ₈ "
	Matte	Matte	Matte	Matte	Matte
Terrazzo White	AT9M	AT9H	AUDB	AT9R	AS8Y
Terrazzo Pearl	AT9N	AT9I	AUDC	AT9T	AS8Z
Terrazzo Cream	AT9O	AT9J	AUDD	AT9U	AS8Ø
Terrazzo Grey	AT9P	AT9K	AUDE	AT9V	AS81
Terrazzo Black	AT9Q	AT9L	AUDF	AT9W	AS82

* These parts are supplied to order - I pezzi sono disponibili su ordinazione - Les pièces sont disponibles sur commande - Die Teile sind auf Bestellung lieferbar - Las piezas se hacen por encargo - Изготавливаются на заказ

Sensitech P.402

Marvel Meraviglia

Diamond decor designed by **Zaha Hadid Architects**


COLLECTION CATALOG



VIDEO



- Floor
- Wall
- Decors
- Outdoor
- Slabs for countertops and furniture
- Bathroom furniture
- Tables
- Facades



Porcelain Tiles RECTIFIED MONOCALIBER

Sizes	Thickness	Surface finish
120x278 cm - 47 ¹ / ₄ "x109 ¹ / ₂ "	± 6 mm	Polished
120x240 cm - 47 ¹ / ₄ "x94 ¹ / ₂ "	± 9 mm	Polished
120x120 cm - 47 ¹ / ₄ "x47 ¹ / ₄ "	± 9 mm	Polished Velvet
75x150 cm - 29 ¹ / ₂ "x59"	± 9 mm	Polished
75x75 cm - 29 ¹ / ₂ "x29 ¹ / ₂ "	± 9 mm	Polished
60x120 cm - 23 ⁵ / ₈ "x47 ¹ / ₄ "	± 6 mm	Polished
60x120 cm - 23 ⁵ / ₈ "x47 ¹ / ₄ "	± 9 mm	Polished Velvet Matte Sensitech R10 B Hammered Matte Sensitech R10 B
60x60 cm - 23 ⁵ / ₈ "x23 ⁵ / ₈ "	± 9 mm	Polished Matte Sensitech R10 B
30x60 cm - 11 ⁵ / ₈ "x23 ⁵ / ₈ "	± 9 mm	Polished Matte Sensitech R10 B

LARGE SIZES P. 304

OUTDOOR AND WET AREAS

60x120 cm - 23 ⁵ / ₈ "x47 ¹ / ₄ "	± 20 mm	Hammered Outdoor Sensitech R11 C
---	---------	---

atlasPLAN

160x320 cm - 63"x126"	± 6 mm	Polished Matte R9 A
-----------------------	--------	------------------------------

SLABS FOR COUNTERTOPS & FURNITURE

162x324 cm - 63 ³ / ₄ "x127 ¹ / ₂ " NON-RECTIFIED	± 12 mm	Polished Silk
159x324 cm - 62 ⁵ / ₈ "x127 ¹ / ₂ " NON-RECTIFIED	± 20 mm	Polished Matte

INDEX



PRODUCT FINDER



SURFACE RANGE



COMPANY



COLLECTIONS



3D WALL
CONCRETE & RESIN LOOK
MARBLE LOOK
STONE LOOK
WOOD LOOK

LARGE SIZES



SLABS FOR COUNTERTOPS & FURNITURE



FURNITURE



FACADES



TECHNICAL SPECIFICATIONS



Marvel Meraviglia

Porcelain Tiles



POLISHED SURFACE ⁽¹⁾

Floor Wall



± 6 mm
160x320 cm - 63"x126"
 AJRT Marvel Calacatta Bernini Polished
 AJRU Marvel Calacatta Bernini Bookmatch Polished
 AJG9 Marvel Calacatta Meraviglia Polished Endless
 AKFI Marvel Calacatta Meraviglia Polished Kit Endless ^{(2) (3)}
 AJJ9 Marvel Calacatta Meraviglia Polished
 AJKA Marvel Calacatta Meraviglia Bookmatch Polished



± 6 mm
120x278 cm - 47¹/₄"x109¹/₂"
 AJH2 Marvel Calacatta Meraviglia Polished
 AJH3 Marvel Calacatta Bernini Polished
 AJH4 Marvel Silver Majestic Polished
 AJH5 Marvel Grigio Elegante Polished
 AJH6 Marvel Black Origin Polished
 AKF8 Marvel Calacatta Meraviglia Polished Kit Endless ^{(2) (3)}
 AKF9 Marvel Calacatta Bernini Polished Kit Endless ^{(2) (3)}
 AKQU Marvel Silver Majestic Polished Kit Endless ^{(2) (3)}
 AKQV Marvel Grigio Elegante Polished Kit Endless ^{(2) (3)}
 AKQW Marvel Black Origin Polished Kit Endless ^{(2) (3)}



± 6 mm
60x120 cm - 23⁵/₈"x47¹/₄"
 AKHM Marvel Calacatta Meraviglia Polished
 AKHN Marvel Calacatta Bernini Polished
 AKPF Marvel Black Origin Polished
 AKHO Marvel Grigio Elegante Polished
 ALSL Marvel Silver Majestic Polished



± 9 mm
120x240 cm - 47¹/₄"x94¹/₂"
 AJH7 Marvel Calacatta Meraviglia Polished
 AJH8 Marvel Calacatta Bernini Polished
 AJH9 Marvel Silver Majestic Polished
 AJIA Marvel Grigio Elegante Polished
 AJIB Marvel Black Origin Polished



± 9 mm
120x120 cm - 47¹/₄"x47¹/₄"
 AJIC Marvel Calacatta Meraviglia Polished
 AJID Marvel Calacatta Bernini Polished
 AJIE Marvel Silver Majestic Polished
 AJIF Marvel Grigio Elegante Polished
 AJIG Marvel Black Origin Polished



± 9 mm
60x120 cm - 23⁵/₈"x47¹/₄"
 AJAN Marvel Calacatta Meraviglia Polished
 AJHU Marvel Calacatta Bernini Polished
 AJHV Marvel Silver Majestic Polished
 AJHW Marvel Grigio Elegante Polished
 AJHX Marvel Black Origin Polished



± 9 mm
60x60 cm - 23⁵/₈"x23⁵/₈"
 AJI5 Marvel Calacatta Meraviglia Polished
 AJI6 Marvel Calacatta Bernini Polished
 AJI7 Marvel Silver Majestic Polished
 AJI8 Marvel Grigio Elegante Polished
 AJI9 Marvel Black Origin Polished



± 9 mm
30x60 cm - 11³/₄"x23⁵/₈"
 AJJF Marvel Calacatta Meraviglia Polished
 AJJG Marvel Calacatta Bernini Polished
 AJJH Marvel Silver Majestic Polished
 AJJI Marvel Grigio Elegante Polished
 AJJJ Marvel Black Origin Polished



± 9 mm
75x150 cm - 29¹/₂"x59"
 AJEQ Marvel Calacatta Meraviglia Polished
 AJHY Marvel Calacatta Bernini Polished
 AJHZ Marvel Silver Majestic Polished
 AJHØ Marvel Grigio Elegante Polished
 AJH1 Marvel Black Origin Polished



± 9 mm
75x75 cm - 29¹/₂"x29¹/₂"
 AJIØ Marvel Calacatta Meraviglia Polished
 AJI1 Marvel Calacatta Bernini Polished
 AJI2 Marvel Silver Majestic Polished
 AJI3 Marvel Grigio Elegante Polished
 AJI4 Marvel Black Origin Polished



⁽¹⁾ The Polished and Velvet finishes are suitable for residential or low-traffic commercial floors, where no anti-slip performance is required. If the product is in direct contact with the outdoors, moisture and dirt absorption devices must be used to prevent scratching. The glossy Polished finish offers a surprisingly bright, mirrored surface with slight irregularities typical of natural marbles. The surface's shine and great ease of cleaning are the result of in-depth studies and technical research aimed at ensuring its durability over time. The Velvet surface replicates the effect of semi-polished marble. It has a velvety touch and silky highlights. The natural character of the surface is highlighted by areas of different opacity perceptible in oblique or reflected light. - Le finiture Lappata e Velvet sono indicate per pavimenti residenziali o commerciali poco sollecitati, laddove non siano richieste prestazioni antiscivolo. Se il prodotto è a diretto contatto con l'esterno, prevedere dei dispositivi di assorbimento dell'umidità e dello sporco per prevenire la formazione di graffi. La finitura Lappata lucida offre una superficie sorprendentemente brillante e specchiante, con lievi irregolarità tipiche dei marmi naturali. La lucentezza e l'elevata facilità di pulizia della superficie sono frutto di studi approfonditi e accurate ricerche tecniche volte a garantirne la persistenza nel tempo. La superficie Velvet replica l'effetto di un marmo levigato. Si distingue per la mano vellutata e per i riflessi semi-opachi. La naturalezza della superficie è evidenziata da zone di diversa opacità percettibili in luce radente o riflessa.

^{(2) (3)} Please read the notes at page 365

INDEX



PRODUCT FINDER



SURFACE RANGE



COMPANY



COLLECTIONS



3D WALL
 CONCRETE & RESIN LOOK
 MARBLE LOOK
 STONE LOOK
 WOOD LOOK

LARGE SIZES



SLABS FOR COUNTERTOPS & FURNITURE



FURNITURE



FACADES

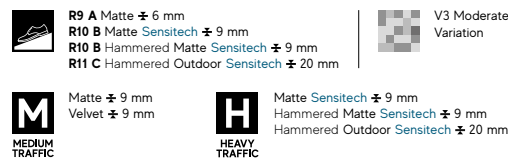


TECHNICAL SPECIFICATIONS



Marvel Meraviglia

Porcelain Tiles



VELVET SURFACE ⁽¹⁾

Floor Wall



Velvtech

± 9 mm

120x120 cm - 47¹/₄"x47¹/₄"

- AJII Marvel Calacatta Meraviglia Velvet
- AJJJ Marvel Calacatta Bernini Velvet
- AJKK Marvel Silver Majestic Velvet
- AJLL Marvel Grigio Elegante Velvet
- AJIM Marvel Black Origin Velvet



Velvtech

± 9 mm

60x120 cm - 23⁵/₈"x47¹/₄"

- AJGJ Marvel Calacatta Meraviglia Velvet
- AJGK Marvel Calacatta Bernini Velvet
- AJGL Marvel Silver Majestic Velvet
- AJLR Marvel Grigio Elegante Velvet
- AJGN Marvel Black Origin Velvet

MATTE SURFACE



± 6 mm

160x320 cm - 63"x126"

- AJSZ Marvel Calacatta Meraviglia Endless
- AKFJ Marvel Calacatta Meraviglia Kit Endless ⁽²⁾ ⁽³⁾



Sensitech

± 9 mm

60x120 cm - 23⁵/₈"x47¹/₄"

- AJIR Marvel Calacatta Meraviglia
- AJIS Marvel Calacatta Bernini
- AJIT Marvel Silver Majestic
- AJIU Marvel Grigio Elegante
- AJIV Marvel Black Origin



Sensitech

± 9 mm

60x60 cm - 23⁵/₈"x23⁵/₈"

- AJJA Marvel Calacatta Meraviglia
- AJJB Marvel Calacatta Bernini
- AJJC Marvel Silver Majestic
- AJJD Marvel Grigio Elegante
- AJJE Marvel Black Origin



Sensitech

± 9 mm

30x60 cm - 11³/₄"x23⁵/₈"

- AJJK Marvel Calacatta Meraviglia
- AJLJ Marvel Calacatta Bernini
- AJLM Marvel Silver Majestic
- AJLN Marvel Grigio Elegante
- AJLO Marvel Black Origin

HAMMERED MATTE SURFACE



Sensitech

± 9 mm

60x120 cm - 23⁵/₈"x47¹/₄"

- AJIX Marvel Calacatta Meraviglia Hammered
- AJJU Marvel Calacatta Bernini Hammered
- AJJY Marvel Grigio Elegante Hammered

HAMMERED OUTDOOR ± 20 mm

Outdoor



Sensitech

± 20 mm

60x120 cm - 23⁵/₈"x47¹/₄"


- AJPK Marvel Calacatta Meraviglia Hammered Outdoor
- AJPR Marvel Calacatta Bernini Hammered Outdoor
- AJPS Marvel Grigio Elegante Hammered Outdoor

⁽¹⁾ The Polished and Velvet finishes are suitable for residential or low-traffic commercial floors, where no anti-slip performance is required. If the product is in direct contact with the outdoors, moisture and dirt absorption devices must be used to prevent scratching. The glossy Polished finish offers a surprisingly bright, mirrored surface with slight irregularities typical of natural marbles. The surface's shine and great ease of cleaning are the result of in-depth studies and technical research aimed at ensuring its durability over time. The Velvet surface replicates the effect of semi-polished marble. It has a velvety touch and silky highlights. The natural character of the surface is highlighted by areas of different opacity perceptible in oblique or reflected light. - Le finiture Lappata e Velvet sono indicate per pavimenti residenziali o commerciali poco sollecitati, laddove non siano richieste prestazioni antiscivolo. Se il prodotto è a diretto contatto con l'esterno, prevedere dei dispositivi di assorbimento dell'umidità e dello sporco per prevenire la formazione di graffi. La finitura Lappata lucida offre una superficie sorprendentemente brillante e specchiante, con lievi irregolarità tipiche dei marmi naturali. La lucentezza e l'elevata facilità di pulizia della superficie sono frutto di studi approfonditi e accurate ricerche tecniche volte a garantire la persistenza nel tempo. La superficie Velvet replica l'effetto di un marmo levigato. Si distingue per la mano vellutata e per i riflessi semi-opachi. La naturalezza della superficie è evidenziata da zone di diversa opacità percettibili in luce radente o riflessa.

VELVET/MATTE



CALACATTA MERAVIGLIA




CALACATTA BERNINI



SILVER MAJESTIC

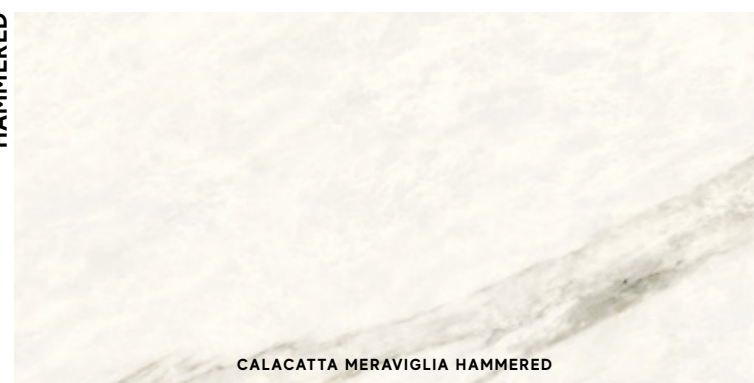


GRIGIO ELEGANTE

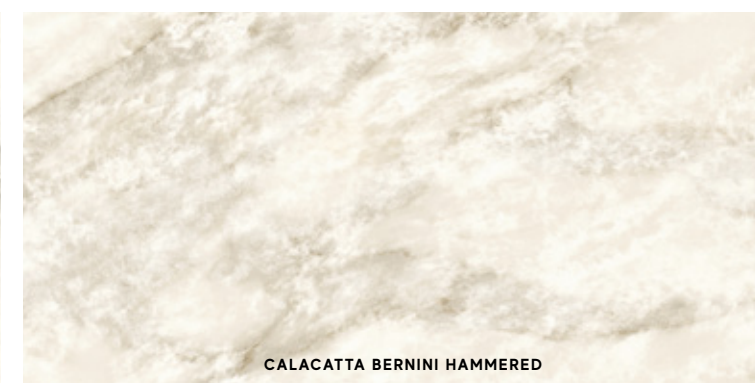


BLACK ORIGIN

HAMMERED



CALACATTA MERAVIGLIA HAMMERED



CALACATTA BERNINI HAMMERED



GRIGIO ELEGANTE HAMMERED

INDEX



PRODUCT FINDER



SURFACE RANGE



COMPANY



COLLECTIONS



- 3D WALL
- CONCRETE & RESIN LOOK
- MARBLE LOOK
- STONE LOOK
- WOOD LOOK

LARGE SIZES



SLABS FOR COUNTERTOPS & FURNITURE



FURNITURE



FACADES



TECHNICAL SPECIFICATIONS

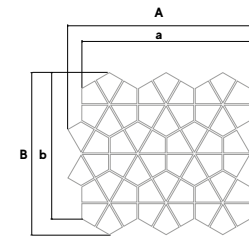



Marvel Meraviglia

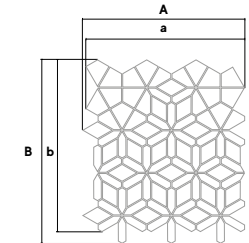
Decor designed by
Zaha Hadid Architects

Porcelain Tiles

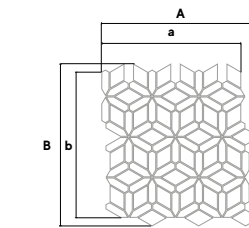
DECOR RANGE



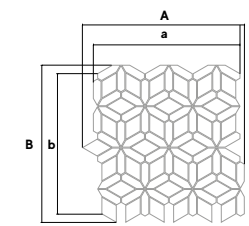
mod A
A 50,5 cm - 19⁷/₈"
a 46,6 cm - 18³/₈"
B 44,8 cm - 17⁷/₈"
b 40,3 cm - 15⁷/₈"



mod B
A 50,5 cm - 19⁷/₈"
a 46,6 cm - 18³/₈"
B 58,3 cm - 23"
b 51,9 cm - 20⁷/₈"



mod C
A 52,9 cm - 20⁷/₈"
a 46,6 cm - 18³/₈"
B 54,2 cm - 21¹/₈"
b 49,8 cm - 19⁷/₈"



mod D
A 52,9 cm - 20⁷/₈"
a 46,6 cm - 18³/₈"
B 54,2 cm - 21¹/₈"
b 49,3 cm - 19⁷/₈"

AJQ6 Marvel Calacatta Meraviglia
 Diamond Polished
 46,6x284,6 - 18³/₈"x112"

Calacatta Meraviglia + Black Origin

AJQ8 Marvel Black Origin
 Diamond Polished
 46,6x284,6 - 18³/₈"x112"

Black Origin + Calacatta Meraviglia

AJQ7 Marvel Silver Majestic
 Diamond Polished
 46,6x284,6 - 18³/₈"x112"

Silver Majestic + Black Origin

Diamond designed by ZHA consists of six modules in a box. The mosaic covers a height of 2.85 m, but it's possible to lengthen the composition for larger areas by using the Hexagon mosaic, which corresponds to Module A. For an optimal aesthetic result, it's recommended to lay the product keeping the color transition of the tiles in the center of the composition. - Diamond designed by ZHA è composto da sei moduli contenuti in una scatola. Il mosaico ricopre un'altezza di 2.85 mt, ma è possibile allungare la composizione per superfici più estese utilizzando il mosaico Hexagon, che corrisponde al modulo A. Per un risultato estetico ottimale si consiglia di posare il prodotto mantenendo la transizione di colore delle tessere al centro della composizione.



© Copyright Zaha Hadid Limited 2023 manufactured by Ceramiche Atlas Concorde under license from Zaha Hadid Limited.

INDEX



PRODUCT
FINDER



SURFACE
RANGE



COMPANY



COLLECTIONS



- 3D WALL
- CONCRETE & RESIN LOOK
- MARBLE LOOK
- STONE LOOK
- WOOD LOOK

LARGE SIZES



SLABS FOR
COUNTERTOPS
& FURNITURE



FURNITURE



FACADES




TECHNICAL
SPECIFICATIONS



Marvel Meraviglia


DECOR RANGE




AJQY Marvel Calacatta Meraviglia
Hexagon[®] Polished
40,3x46,6 - 15⁷/₈"x18³/₈"




AJQZ Marvel Calacatta Bernini
Hexagon[®] Polished
40,3x46,6 - 15⁷/₈"x18³/₈"




AJQØ Marvel Silver Majestic
Hexagon[®] Polished
40,3x46,6 - 15⁷/₈"x18³/₈"




AJQ1 Marvel Grigio Elegante
Hexagon[®] Polished
40,3x46,6 - 15⁷/₈"x18³/₈"



AJQ2 Marvel Black Origin
Hexagon[®] Polished
40,3x46,6 - 15⁷/₈"x18³/₈"




AJP8 Marvel Calacatta Meraviglia
Mosaico Matte Sensitech
30x30 - 11¹/₄"x11¹/₄"




AJP9 Marvel Calacatta Bernini
Mosaico Matte Sensitech
30x30 - 11¹/₄"x11¹/₄"



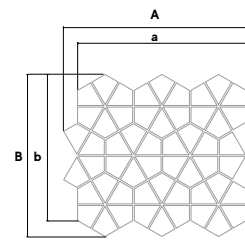
AJQA Marvel Silver Majestic
Mosaico Matte Sensitech
30x30 - 11¹/₄"x11¹/₄"



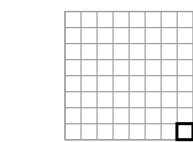
AJQB Marvel Grigio Elegante
Mosaico Matte Sensitech
30x30 - 11¹/₄"x11¹/₄"



AJQC Marvel Black Origin
Mosaico Matte Sensitech
30x30 - 11¹/₄"x11¹/₄"




A 50,5 cm - 19⁷/₈"
a 46,6 cm - 18³/₈"
B 44,8 cm - 17⁷/₈"
b 40,3 cm - 15⁷/₈"




3,5x3,5 cm - 1¹/₈"x1¹/₈"



APV5 Marvel Calacatta Meraviglia
Grid Velvet
59,5x118,2 - 23³/₈"x46¹/₂"




APV6 Marvel Calacatta Bernini
Grid Velvet
59,5x118,2 - 23³/₈"x46¹/₂"



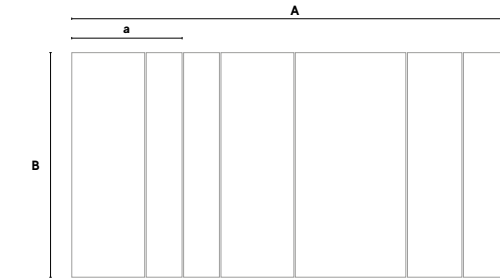
APV7 Marvel Silver Majestic
Grid Velvet
59,5x118,2 - 23³/₈"x46¹/₂"



APV8 Marvel Grigio Elegante
Grid Velvet
59,5x118,2 - 23³/₈"x46¹/₂"



APV9 Marvel Black Origin
Grid Velvet
59,5x118,2 - 23³/₈"x46¹/₂"



A 118,2 cm - 46¹/₂"
B 59,5 cm - 23³/₈"
a 29,4 cm - 11⁵/₈"

[®] Marvel Meraviglia Hexagon recalls the hexagonal Module A of Diamond designed by ZHA, which can be combined with to clad larger surfaces. Or use it on its own to give rooms a prestigious touch. - Marvel Meraviglia Hexagon riprende il modulo esagonale A di Diamond designed by ZHA, a cui si può abbinare per ricoprire superfici più estese. Oppure utilizzarlo da solo per conferire agli ambienti un tocco di pregio. - Marvel Meraviglia Hexagon reprend le module hexagonal A de Diamond designed by ZHA, auquel elle peut être associée pour recouvrir de plus grandes superficies. Elle peut aussi être utilisée seule pour conférer une touche d'élégance aux espaces. - Marvel Meraviglia Hexagon greift das Sechskantmodul A von Diamond designed by ZHA auf und kann mit diesem kombiniert werden, um ausgedehntere Flächen zu verkleiden. Es kann auch allein verwendet werden, um dem Ambiente besonderes Prestige zu verleihen. - Marvel Meraviglia Hexagon toma el módulo hexagonal A de Diamond diseñado por ZHA, con el cual se puede combinar para cubrir superficies más grandes. O bien, se puede utilizar solo para dar un toque de prestigio a los ambientes. - Marvel Meraviglia Hexagon перенимает шестигранный модуль А у декора Diamond от ZHA и может сочетаться с последним для облицовки более крупных поверхностей. Также может использоваться отдельно для придания интерьерам ноты изысканности.

* These parts are supplied to order - I pezzi sono disponibili su ordinazione - Les pièces sont disponibles sur commande - Die Teile sind auf Bestellung lieferbar - Las piezas se hacen por encargo - Изготавливаются на заказ

INDEX ☰

PRODUCT FINDER ➤

SURFACE RANGE ➤

COMPANY ➤

COLLECTIONS ➤

3D WALL
CONCRETE & RESIN LOOK
MARBLE LOOK
STONE LOOK
WOOD LOOK

LARGE SIZES ➤

SLABS FOR COUNTERTOPS & FURNITURE ➤

FURNITURE ➤

FACADES ➤

TECHNICAL SPECIFICATIONS ➤

Marvel Onyx


COLLECTION
CATALOG



VIDEO



- Floor
- Wall
- Decors
- Slabs for countertops and furniture
- Bathroom furniture
- Tables
- Facades



Porcelain Tiles RECTIFIED MONOCALIBER

Sizes	Thickness	Surface finish
120x278 cm - 47 ¹ / ₄ "x109 ¹ / ₂ "	± 6 mm	Polished
120x240 cm - 47 ¹ / ₄ "x94 ¹ / ₂ "	± 9 mm	Polished
120x120 cm - 47 ¹ / ₄ "x47 ¹ / ₄ "	± 9 mm	Polished
60x120 cm - 23 ⁵ / ₈ "x47 ¹ / ₄ "	± 6 mm	Polished
60x120 cm - 23 ⁵ / ₈ "x47 ¹ / ₄ "	± 9 mm	Polished
60x60 cm - 23 ⁵ / ₈ "x23 ⁵ / ₈ "	± 9 mm	Polished

LARGE SIZES P. 304

atlasPLAN	Thickness	Surface finish
160x320 cm - 63"x126"	± 6 mm	Polished

SLABS FOR COUNTERTOPS & FURNITURE

162x324 cm - 63 ³ / ₄ "x127 ¹ / ₂ " NON-RECTIFIED	± 12 mm	Polished Silk
--	---------	-----------------

INDEX



PRODUCT
FINDER



SURFACE
RANGE



COMPANY



COLLECTIONS



- 3D WALL
- CONCRETE & RESIN LOOK
- MARBLE LOOK
- STONE LOOK
- WOOD LOOK

LARGE SIZES



SLABS FOR
COUNTERTOPS
& FURNITURE



FURNITURE



FACADES



TECHNICAL
SPECIFICATIONS



Marvel Onyx

Porcelain Tiles



Polished ± 6 - 9 mm



V3 Moderate Variation

POLISHED SURFACE ⁽¹⁾

Floor Wall



± 6 mm
160x320 cm - 63"x126"
 AJHA Marvel White Polished
 AJKB Marvel White Bookmatch Polished



± 6 mm
120x278 cm - 47 1/4"x109 1/2"
 AJAH Marvel White Polished
 AJAI Marvel Alabaster Polished
 AJAJ Marvel Pearl Polished
 AJAK Marvel Noir Polished
 AJAL Marvel Sky Polished
 AJAM Marvel Quartz Polished



± 6 mm
60x120 cm - 23 5/8"x47 1/4"
 AKPH Marvel White Polished



± 9 mm
120x240 cm - 47 1/4"x94 1/2"
 AJBG Marvel White Polished
 AJBH Marvel Alabaster Polished
 AJBI Marvel Pearl Polished
 AJBJ Marvel Noir Polished




± 9 mm
120x120 cm - 47 1/4"x47 1/4"
 AJBK Marvel White Polished
 AJBL Marvel Alabaster Polished
 AJBM Marvel Pearl Polished
 AJBN Marvel Noir Polished




± 9 mm
60x120 cm - 23 5/8"x47 1/4"
 AJBO Marvel White Polished
 AJBQ Marvel Alabaster Polished
 AJBS Marvel Pearl Polished
 AJBT Marvel Noir Polished




± 9 mm
60x60 cm - 23 5/8"x23 5/8"
 AJBU Marvel White Polished
 AJBV Marvel Alabaster Polished
 AJBW Marvel Pearl Polished
 AJBX Marvel Noir Polished




WHITE



PEARL




ALABASTER



NOIR



SKY



QUARTZ

⁽¹⁾ The glossy polished finish is suitable for residential or low-traffic commercial floors, where no anti-slip performance is required, and for walls. The polished glossy surface finish, surprisingly brilliant and bright, features slight irregularities typical of natural marble. The extraordinary brilliance and the easy cleaning of the surface are the result of in-depth research aimed at guaranteeing its durability over time. If the product is in direct contact with the outdoors, provide devices for absorbing moisture and dirt to prevent scratches. - La finitura lappata lucida è indicata per pavimenti residenziali o commerciali poco sollecitati, laddove non siano richieste prestazioni antiscivolo, e per rivestimenti. La finitura lappata lucida offre una superficie sorprendentemente brillante e specchiante, con lievi irregolarità tipiche dei marmi naturali. La straordinaria lucentezza e l'elevata pulibilità della superficie sono frutto di studi approfonditi e accurate ricerche tecniche volte a garantirne la persistenza nel tempo. Se il prodotto è a diretto contatto con l'esterno, prevedere dei dispositivi di assorbimento dell'umidità e della sporcizia per prevenire la formazione di graffi.

INDEX



PRODUCT FINDER



SURFACE RANGE



COMPANY



COLLECTIONS



3D WALL
 CONCRETE & RESIN LOOK
 MARBLE LOOK
 STONE LOOK
 WOOD LOOK

LARGE SIZES



SLABS FOR COUNTERTOPS & FURNITURE



FURNITURE



FACADES




TECHNICAL SPECIFICATIONS



Marvel Pro



- Floor
- Wall
- Decors
- Outdoor
- Slabs for countertops and furniture
- Bathroom furniture
- Facades



Porcelain Tiles RECTIFIED MONOCALIBER

Sizes	Thickness	Surface finish
160x160 cm - 63"x63"	± 6 mm	Polished
120x278 cm - 47 1/4"x109 1/2"	± 6 mm	Polished Matte R9 A
120x240 cm - 47 1/4"x94 1/2"	± 9 mm	Polished
120x120 cm - 47 1/4"x47 1/4"	± 9 mm	Polished Matte Sensitech R10 B
60x120 cm - 23 3/8"x47 1/4"	± 9 mm	Polished Matte Sensitech R10 B
75x150 cm - 29 1/2"x59"	± 9 mm	Polished
75x75 cm - 29 1/2"x29 1/2"	± 9 mm	Polished
60x60 cm - 23 3/8"x23 3/8"	± 9 mm	Polished Matte Sensitech R10 B
30x60 cm - 11 7/8"x23 3/8"	± 9 mm	Polished Matte Sensitech R10 B


LARGE SIZES P. 304

OUTDOOR AND WET AREAS

30x60 cm - 11 7/8"x23 3/8"	± 9 mm	Textured R11 B
----------------------------	--------	-----------------------

atlasPLAN

160x320 cm - 63"x126"	± 6 mm	Polished
-----------------------	--------	----------



Wall Tiles RECTIFIED MONOCALIBER

Sizes	Thickness	Surface finish
50x120 cm - 19 5/8"x47 1/4"	± 8,5 mm	Shiny
40x80 cm - 15 7/8"x31 1/2"	± 8,5 mm	Shiny
30,5x91,5 cm - 12"x36"	± 8,5 mm	Shiny
8x31,5 cm - 3 1/8"x12 3/8"	± 8,5 mm	Shiny

INDEX



PRODUCT FINDER



SURFACE RANGE



COMPANY



COLLECTIONS




3D WALL
CONCRETE & RESIN LOOK
MARBLE LOOK
STONE LOOK
WOOD LOOK

LARGE SIZES



SLABS FOR COUNTERTOPS & FURNITURE



FURNITURE



FACADES



TECHNICAL SPECIFICATIONS



Marvel Pro

Porcelain Tiles



Polished ± 6 - 9 mm



V2 Slight Variation
Cremo Delicato,
Noir St. Laurent




V3 Moderate Variation
Statuario Select,
Grey Fleury

POLISHED SURFACE ⁽¹⁾

Floor Wall



± 6 mm
160x320 cm - 63"x126"
AO5W Marvel Cremo Delicato Polished



± 6 mm
160x160 cm - 63"x63"
AO52 Marvel Cremo Delicato Polished



± 6 mm
120x278 cm - 47¹/₄"x109¹/₂"
AØBN Marvel Statuario Select Polished
AØBO Marvel Cremo Delicato Polished
A2RX Marvel Grey Fleury Polished



± 9 mm
120x240 cm - 47¹/₄"x94¹/₂"
AY2P Marvel Statuario Select Polished
AY2Q Marvel Cremo Delicato Polished



± 9 mm
120x120 cm - 47¹/₄"x47¹/₄"
AY2T Marvel Statuario Select Polished
AY2U Marvel Cremo Delicato Polished
A21O Marvel Grey Fleury Polished



± 9 mm
60x120 cm - 23⁵/₈"x47¹/₄"
A21N Marvel Cremo Delicato Polished
A21M Marvel Grey Fleury Polished



± 9 mm
60x60 cm - 23⁵/₈"x23⁵/₈"
ADUM Marvel Statuario Select Polished
ADUK Marvel Cremo Delicato Polished
ADUO Marvel Grey Fleury Polished
ADUP Marvel Noir St. Laurent Polished




± 9 mm
30x60 cm - 11³/₄"x23⁵/₈"
DØ32 Marvel Statuario Select Polished
DØ3Ø Marvel Cremo Delicato Polished
DØ34 Marvel Grey Fleury Polished
DØ35 Marvel Noir St. Laurent Polished



± 9 mm
75x150 cm - 29¹/₂"x59"
A7F4 Marvel Statuario Select Polished
A7F6 Marvel Cremo Delicato Polished
A7F8 Marvel Grey Fleury Polished
A7F9 Marvel Noir St. Laurent Polished



± 9 mm
75x75 cm - 29¹/₂"x29¹/₂"
AD4U Marvel Statuario Select Polished
AD4W Marvel Cremo Delicato Polished
AD4Y Marvel Grey Fleury Polished
AD4Z Marvel Noir St. Laurent Polished



INDEX



PRODUCT
FINDER



SURFACE
RANGE



COMPANY



COLLECTIONS



3D WALL
CONCRETE & RESIN LOOK
MARBLE LOOK
STONE LOOK
WOOD LOOK

LARGE SIZES



SLABS FOR
COUNTERTOPS
& FURNITURE



FURNITURE



FACADES



TECHNICAL
SPECIFICATIONS



⁽¹⁾ The glossy polished finish is suitable for residential or low-traffic commercial floors, where no anti-slip performance is required, and for walls. The polished glossy surface finish, surprisingly brilliant and bright, features slight irregularities typical of natural marble. The extraordinary brilliance and the easy cleaning of the surface are the result of in-depth research aimed at guaranteeing its durability over time. If the product is in direct contact with the outdoors, provide devices for absorbing moisture and dirt to prevent scratches. - La finitura lappata lucida è indicata per pavimenti residenziali o commerciali poco sollecitati, laddove non siano richieste prestazioni antiscivolo, e per rivestimenti. La finitura lappata lucida offre una superficie sorprendentemente brillante e specchiante, con lievi irregolarità tipiche dei marmi naturali. La straordinaria lucentezza e l'elevata pulibilità della superficie sono frutto di studi approfonditi e accurate ricerche tecniche volte a garantirne la persistenza nel tempo. Se il prodotto è a diretto contatto con l'esterno, prevedere dei dispositivi di assorbimento dell'umidità e della sporcizia per prevenire la formazione di graffi.

Marvel Pro

Porcelain Tiles



Matte ± 6 mm



Matte ± 9 mm
Textured ± 9 mm



R9 A Matte ± 6 mm
R10 B Matte Sensitech ± 9 mm
R11 B Textured ± 9 mm



V2 Slight
Variation
Cremo Delicato,
Noir St. Laurent




V3 Moderate
Variation
Statuario Select,
Grey Fleury

MATTE SURFACE

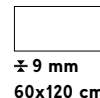
Floor Wall



± 6 mm
120x278 cm - 47¹/₄"x109¹/₂"
A2RU Marvel Cremo Delicato
A2RT Marvel Grey Fleury



± 9 mm **Sensitech**
120x120 cm - 47¹/₄"x47¹/₄"
A2Ø6 Marvel Cremo Delicato
A2Ø5 Marvel Grey Fleury



± 9 mm **Sensitech**
60x120 cm - 23⁵/₈"x47¹/₄"
A21G Marvel Cremo Delicato
A21F Marvel Grey Fleury



± 9 mm **Sensitech**
60x60 cm - 23⁵/₈"x23⁵/₈"
AVGC Marvel Statuario Select
AVGD Marvel Cremo Delicato
AVGF Marvel Grey Fleury
AVGG Marvel Noir St. Laurent




± 9 mm **Sensitech**
30x60 cm - 11³/₄"x23⁵/₈"
D1Ø1 Marvel Statuario Select
D1Ø3 Marvel Cremo Delicato
D1Ø5 Marvel Grey Fleury
D1Ø6 Marvel Noir St. Laurent

TEXTURED SURFACE

Outdoor



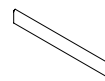
± 9 mm
30x60 cm - 11³/₄"x23⁵/₈"
D1Ø9 Marvel Statuario Select Strutturato
D1Ø7 Marvel Cremo Delicato Strutturato
D1Ø8 Marvel Grey Fleury Strutturato



TRIM TILES

P. 300

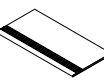
Battiscopa



7,2x60 cm
2⁷/₈"x23⁵/₈"

Matte Polished

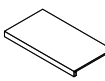
Gradino *



30x60 cm
11³/₄"x23⁵/₈"

Matte

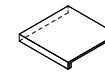
Scalino *



33x60 cm
13"x23⁵/₈"

Matte

Scalino Ang.*



33x33 cm
13"x13"

Matte

DX SX

Battiscopa Sag. Scala *

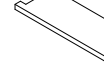


7,2x30 cm
2⁷/₈"x11³/₄"

Matte

DX SX

Davanzale / Soglia *



max 315x50 H.4 cm
124"x19⁵/₈" H.1¹/₂"

Matte

Elemento L. Str. *



15x60 H.4 cm
5⁷/₈"x23⁵/₈" H.1¹/₂"


Matte

Statuario Select	ADV3	ADV9	ADW5	ADXH	ADXQ	DX	SX	ADYD
Cremo Delicato	ADV5	ADWB	ADW7	ADXJ	ADXR	DX	SX	ADYE
Grey Fleury	ADV7	ADWD	ADW9	ADXL	ADX6	DX	SX	ADYF
Noir St. Laurent	ADV8	ADWE	ADXA	ADXM	ADXT	DX	SX	-

* These parts are supplied to order - I pezzi sono disponibili su ordinazione - Les pièces sont disponibles sur commande - Die Teile sind auf Bestellung lieferbar - Las piezas se hacen por encargo - Изготавливаются на заказ



- 3D WALL
- CONCRETE & RESIN LOOK
- MARBLE LOOK
- STONE LOOK
- WOOD LOOK



Marvel Pro

Porcelain Tiles

DECOR RANGE



ADP6 Marvel
Statuario Select
Mosaico 3D ⁽¹⁾
30x30 - 1 1/4" x 1 1/4"



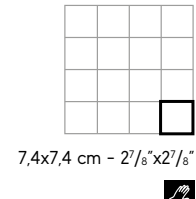
ADQA Marvel
Grey Fleury
Mosaico 3D ⁽¹⁾
30x30 - 1 1/4" x 1 1/4"



ADQB Marvel
Noir St. Laurent
Mosaico 3D ⁽¹⁾
30x30 - 1 1/4" x 1 1/4"



ADP8 Marvel
Crema Delicato
Mosaico 3D ⁽¹⁾
30x30 - 1 1/4" x 1 1/4"



7,4x7,4 cm - 2 7/8" x 2 7/8"



ADVK Marvel Statuario Select
Mosaico Esagono Polished
30x35 - 1 1/4" x 1 3/4"

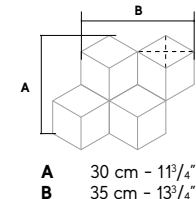


AVDO Marvel Grey Fleury
Mosaico Esagono Polished
30x35 - 1 1/4" x 1 3/4"



ADVQ Marvel
Mosaico Esagono Multicolor Cold
30x35 - 1 1/4" x 1 3/4"


Statuario Select + Grey Fleury + Noir St. Laurent




A 30 cm - 11 3/4"
B 35 cm - 13 3/4"
10x17 cm - 3 7/8" x 6 3/4"



ADQI Marvel
Statuario Select
Mosaico Matte
30x30 - 1 1/4" x 1 1/4"



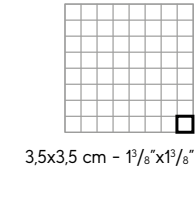
ADQM Marvel
Grey Fleury
Mosaico Matte
30x30 - 1 1/4" x 1 1/4"



ADQN Marvel
Noir St. Laurent
Mosaico Matte
30x30 - 1 1/4" x 1 1/4"



ADQK Marvel
Crema Delicato
Mosaico Matte
30x30 - 1 1/4" x 1 1/4"



3,5x3,5 cm - 1 1/8" x 1 1/8"



ADVM Marvel Crema Delicato
Mosaico Esagono Polished
30x35 - 1 1/4" x 1 3/4"



ADVP Marvel Noir St. Laurent
Mosaico Esagono Polished
30x35 - 1 1/4" x 1 3/4"



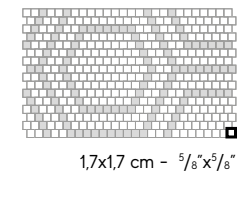
ADVA Marvel Mosaico
Honeycomb Cold Polished
30x49 - 1 1/4" x 1 9/4"

Statuario Select + Noir St. Laurent



ADVB Marvel Mosaico
Honeycomb Warm Polished
30x49 - 1 1/4" x 1 9/4"


Crema Delicato + Noir St. Laurent




1,7x1,7 cm - 5/8" x 5/8"



ADQC Marvel
Statuario Select
Mosaico Polished
30x30 - 1 1/4" x 1 1/4"



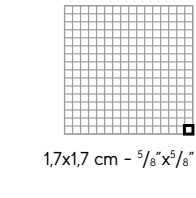
ADQG Marvel
Grey Fleury
Mosaico Polished
30x30 - 1 1/4" x 1 1/4"



ADQH Marvel
Noir St. Laurent
Mosaico Polished
30x30 - 1 1/4" x 1 1/4"



ADQE Marvel
Crema Delicato
Mosaico Polished
30x30 - 1 1/4" x 1 1/4"

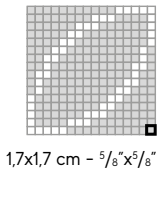


1,7x1,7 cm - 5/8" x 5/8"



ADU9 Marvel Mosaico
Circle Polished
30x30 - 1 1/4" x 1 1/4"

Crema Delicato + Noir St. Laurent




1,7x1,7 cm - 5/8" x 5/8"

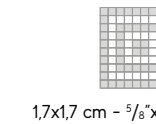


ADRJ Marvel Noir/Crema
Greca Mosaico
18,5x30 - 7/4" x 1 1/4"

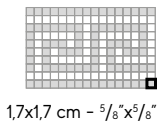
Crema Delicato + Noir St. Laurent



ADRI Marvel Noir/Crema
Angolo Mosaico
18,5x18,5 - 7/4" x 7/4"



1,7x1,7 cm - 5/8" x 5/8"



1,7x1,7 cm - 5/8" x 5/8"

⁽¹⁾ Multi-thickness mosaic, close joint installation without grouting - Mosaico multispessore, posa senza stuccatura a giunto unito - Mosaïque multi-épaisseur, pose sans mastic avec joint nul - Mosaik mit verschieden Stärken, fugenlose Verlegung ohne Mörtel - Mosaico multiespesor, colocación sin mástique y sin juntas - Мозаика разной толщины, укладка встык без затирки швов

The decoration can only be laid on the wall - Il decoro si può posare solo a rivestimento - Décor uniquement mural - Das Dekor kann nur an der Wand verlegt werden - La decoración se puede colocar únicamente en paredes - Декор может быть уложен только на стену.

INDEX



PRODUCT
FINDER



SURFACE
RANGE



COMPANY



COLLECTIONS



- 3D WALL
- CONCRETE & RESIN LOOK
- MARBLE LOOK
- STONE LOOK
- WOOD LOOK

LARGE SIZES



SLABS FOR
COUNTERTOPS
& FURNITURE



FURNITURE



FACADES



TECHNICAL
SPECIFICATIONS




Marvel Pro

Wall Tiles

SHINY SURFACE

Wall



± 8,5 mm

50x120 cm - 19⁵/₈"x47¹/₄"

A4SW Marvel Statuario Select

A4SU Marvel Crema Delicato

A4SV Marvel Noir St. Laurent



± 8,5 mm

40x80 cm - 15⁷/₄"x31¹/₂"

9M4R Marvel Statuario Select

9M4E Marvel Crema Delicato

9M4F Marvel Grey Fleury

9M4L Marvel Travertino Alabastrino

9M4O Marvel Noir St. Laurent

9M4Q Marvel Travertino Silver



± 8,5 mm

30,5x91,5 cm - 12"x36"

9M3S Marvel Statuario Select

9M3C Marvel Crema Delicato

9M3G Marvel Grey Fleury

9M3T Marvel Travertino Alabastrino

9M3N Marvel Noir St. Laurent

9M3V Marvel Travertino Silver



± 8,5 mm

8x31,5 cm - 3¹/₈"x12³/₈"


LMKT Marvel Statuario Select Brick

V2 Slight Variation
Crema Delicato,
Noir St. Laurent

V3 Moderate Variation
Statuario Select,
Grey Fleury




STATUARIO SELECT



CREMA DELICATO




GREY FLEURY




NOIR SAINT LAURENT


DECOR RANGE




9MVS Marvel Statuario Select Mosaic 30,5x30,5 - 12"x12"



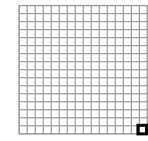
9MVE Marvel Grey Fleury Mosaic 30,5x30,5 - 12"x12"



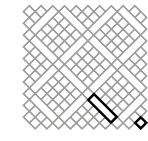
9MVN Marvel Noir St. Laurent Mosaic 30,5x30,5 - 12"x12"



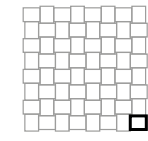
9MVC Marvel Crema Delicato Mosaic 30,5x30,5 - 12"x12"




1,7x1,7 cm
2⁵/₈"x2⁵/₈"



2x2 cm - 3¹/₄"x3¹/₄"
2x8,5 cm - 3¹/₄"x33³/₈"



3,3x3,9 cm
1¹/₄"x1¹/₂"



9MVD Marvel Grey Fleury Diagonal Mosaic 30,5x30,5 - 12"x12"



9MVH Marvel Noir Mix Diagonal Mosaic 30,5x30,5 - 12"x12"

Noir St. Laurent + Statuario Select



9MVF Marvel Crema Mix Diagonal Mosaic 30,5x30,5 - 12"x12"


Crema Delicato + Noir St. Laurent




9MVP Marvel Grey Fleury Net Mosaic 30,5x30,5 - 12"x12"



8MHG Marvel Grey Fleury Hexagon 40x80 - 15⁷/₄"x31¹/₂"



9MBN Marvel Noir St. Laurent Brocade 30,5x91,5 - 12"x36"



LVGW Marvel Gold White ⁽¹⁾ 7,8x30,5 - 3¹/₈"x12"



LVGB Marvel Gold Black ⁽¹⁾ 7,8x30,5 - 3¹/₈"x12"



AVGW Marvel Gold White A.E. ⁽¹⁾ 7,8x1,2 - 3¹/₈"x¹/₂"



AVGB Marvel Gold Black A.E. ⁽¹⁾ 7,8x1,2 - 3¹/₈"x¹/₂"

⁽¹⁾ Contains gold. The use of a common mild detergent is recommended. Avoid using acidic or alkaline products, waxes, steel wool, or abrasives. - Parti in oro. Si consiglia l'utilizzo di un comune detergente neutro. Evitare l'utilizzo di prodotti acidi o alcalini, ceranti, pagliette di metallo o abrasive. - Parties dorées. Nous vous conseillons d'utiliser des détergents neutres courants. Éviter l'utilisation de cires et de produits acides ou alcalins, ainsi que les pâilles métalliques ou abrasives - Teile aus Gold. Es empfiehlt sich, ein haushaltsübliches, neutrales Reinigungsmittel zu verwenden. Saure oder alkalische Produkte, Wachs sowie Metallwolle- bzw. Scheuerschwämme sind zu vermeiden. - Partes doradas. Recomendamos utilizar un detergente neutro común. Hay que evitar el uso de productos ácidos o alcalinos, ceras y estropajos de metal o abrasivos. - Золотые детали. Рекомендуется чистить обычным нейтральным моющим средством. Не рекомендуется использовать кислотные, щелочные, восковые средства, а также металлические мочалки.

INDEX



PRODUCT FINDER



SURFACE RANGE



COMPANY



COLLECTIONS



3D WALL
CONCRETE & RESIN LOOK
MARBLE LOOK
STONE LOOK
WOOD LOOK

LARGE SIZES



SLABS FOR COUNTERTOPS & FURNITURE



FURNITURE



FACADES



TECHNICAL SPECIFICATIONS



Marvel Shine


COLLECTION CATALOG



VIDEO



- Floor
- Wall
- Decors
- Slabs for countertops and furniture
- Bathroom furniture
- Tables
- Facades



Porcelain Tiles RECTIFIED MONOCALIBER

Sizes	Thickness	Surface finish
160x160 cm - 63"x63"	± 6 mm	Polished
120x278 cm - 47 1/4"x109 1/2"	± 6 mm	Polished Silk
120x240 cm - 47 1/4"x94 1/2"	± 9 mm	Polished
120x120 cm - 47 1/4"x47 1/4"	± 9 mm	Polished Matte Sensitech R10 B
60x120 cm - 23 5/8"x47 1/4"	± 9 mm	Polished Matte Sensitech R10 B
75x150 cm - 29 1/2"x59"	± 9 mm	Polished Silk
75x75 cm - 29 1/2"x29 1/2"	± 9 mm	Polished Silk
60x60 cm - 23 5/8"x23 5/8"	± 9 mm	Polished Silk Matte Sensitech R10 B
30x60 cm - 11 3/4"x23 5/8"	± 9 mm	Silk

LARGE SIZES P. 304

atlasPLAN


160x320 cm - 63"x126"	± 6 mm	Polished Silk
-----------------------	--------	-----------------

SLABS FOR COUNTERTOPS & FURNITURE

162x324 cm - 63 3/4"x127 1/2" NON-RECTIFIED	± 12 mm	Polished Silk Satin
159x324 cm - 62 5/8"x127 1/2" NON-RECTIFIED	± 20* mm	Polished Matte

Wall Tiles RECTIFIED MONOCALIBER

Sizes	Thickness	Surface finish
50x120 cm - 19 5/8"x47 1/4"	± 8,5 mm	Silk
40x80 cm - 15 7/8"x31 1/2"	± 8,5 mm	Shiny



* Natura-vein tech

INDEX



PRODUCT FINDER



SURFACE RANGE



COMPANY



COLLECTIONS




3D WALL
CONCRETE & RESIN LOOK
MARBLE LOOK
STONE LOOK
WOOD LOOK

LARGE SIZES



SLABS FOR COUNTERTOPS & FURNITURE



FURNITURE



FACADES



TECHNICAL SPECIFICATIONS



Marvel Shine

Porcelain Tiles



Polished ± 6 - 9 mm



V2 Slight Variation
Calacatta Delicato,
Calacatta Prestigio,
Statuario Supremo



V3 Moderate Variation
Calacatta Imperiale

Floor

Wall

POLISHED SURFACE ⁽¹⁾



± 6 mm


160x320 cm - 63"x126"

A4RR Marvel Calacatta Prestigio Polished Endless

AKFL Marvel Calacatta Prestigio Polished Kit Endless ^{(2) (3)}

A4RS Marvel Statuario Supremo Polished Endless

AKFO Marvel Statuario Supremo Polished Kit Endless ^{(2) (3)}



± 6 mm

160x160 cm - 63"x63"

A4RP Marvel Calacatta Prestigio Polished

A4RQ Marvel Statuario Supremo Polished



± 6 mm

120x278 cm - 47¹/₄"x109¹/₂"

A4OY Marvel Calacatta Delicato Polished

A4OZ Marvel Calacatta Prestigio Polished

A4O2 Marvel Calacatta Prestigio Bookm A Lp ^{(3) (5)}

A4O3 Marvel Calacatta Prestigio Bookm B Lp ^{(3) (5)}

A6EO Marvel Calacatta Prestigio Polished Kit Endless ^{(2) (3)}

A4OØ Marvel Statuario Supremo Polished

A4O4 Marvel Statuario Supremo Bookm A Lp ^{(3) (5)}

A4O5 Marvel Statuario Supremo Bookm B Lp ^{(3) (5)}

A6EP Marvel Statuario Supremo Polished Kit Endless ^{(2) (3)}

A4O1 Marvel Calacatta Imperiale Polished

A6EQ Marvel Calacatta Imperiale Polished Kit Endless ^{(2) (3)}



± 9 mm

120x240 cm - 47¹/₄"x94¹/₂"

A4RH Marvel Calacatta Delicato Polished

A4RI Marvel Calacatta Prestigio Polished

A4RJ Marvel Statuario Supremo Polished

A4RK Marvel Calacatta Imperiale Polished



± 9 mm

120x120 cm - 47¹/₄"x47¹/₄"

A4Q8 Marvel Calacatta Delicato Polished

A4Q9 Marvel Calacatta Prestigio Polished

A4RA Marvel Statuario Supremo Polished

A4RB Marvel Calacatta Imperiale Polished



± 9 mm

60x120 cm - 23⁵/₈"x47¹/₄"

A4QØ Marvel Calacatta Delicato Polished

A4Q1 Marvel Calacatta Prestigio Polished

A4Q2 Marvel Statuario Supremo Polished

A4Q3 Marvel Calacatta Imperiale Polished



± 9 mm

60x60 cm - 23⁵/₈"x23⁵/₈"

A4QS Marvel Calacatta Delicato Polished

A4QT Marvel Calacatta Prestigio Polished

A4QU Marvel Statuario Supremo Polished

A4QV Marvel Calacatta Imperiale Polished



± 9 mm

75x150 cm - 29¹/₂"x59"

A7GA Marvel Calacatta Delicato Polished

A7GB Marvel Calacatta Prestigio Polished

A7GC Marvel Statuario Supremo Polished

A4PH Marvel Statuario Supremo Lp Macchia Aperta

A7GD Marvel Calacatta Imperiale Polished

A4PI Marvel Calacatta Imperiale Lp Macchia Aperta



± 9 mm

75x75 cm - 29¹/₂"x29¹/₂"

A3WX Marvel Calacatta Delicato Polished

A3WY Marvel Calacatta Prestigio Polished

A3WZ Marvel Statuario Supremo Polished

A3WØ Marvel Calacatta Imperiale Polished




CALACATTA DELICATO



CALACATTA PRESTIGIO



STATUARIO SUPREMO



CALACATTA IMPERIALE

⁽¹⁾ The glossy polished finish is suitable for residential or low-traffic commercial floors, where no anti-slip performance is required, and for walls. The polished glossy surface finish, surprisingly brilliant and bright, features slight irregularities typical of natural marble. The extraordinary brilliance and the easy cleaning of the surface are the result of in-depth research aimed at guaranteeing its durability over time. If the product is in direct contact with the outdoors, provide devices for absorbing moisture and dirt to prevent scratches. - La finitura lappata lucida è indicata per pavimenti residenziali o commerciali poco sollecitati, laddove non siano richieste prestazioni antiscivolo, e per rivestimenti. La finitura lappata lucida offre una superficie sorprendentemente brillante e specchiante, con lievi irregolarità tipiche dei marmi naturali. La straordinaria lucentezza e l'elevata pulibilità della superficie sono frutto di studi approfonditi e accurate ricerche tecniche volte a garantirne la persistenza nel tempo. Se il prodotto è a diretto contatto con l'esterno, prevedere dei dispositivi di assorbimento dell'umidità e della sporcizia per prevenire la formazione di graffi.

^{(2) (3)} Please read the notes at page 365

INDEX



PRODUCT
FINDER



SURFACE
RANGE



COMPANY



COLLECTIONS



3D WALL
CONCRETE & RESIN LOOK
MARBLE LOOK
STONE LOOK
WOOD LOOK

LARGE SIZES



SLABS FOR
COUNTERTOPS
& FURNITURE



FURNITURE



FACADES



TECHNICAL
SPECIFICATIONS



Marvel Shine



Silk ± 6 - 9 mm



Matte ± 9 mm



R9 A Matte ± 9 mm
R10 B Matte Sensitech ± 9 mm



V2 Slight Variation
Calacatta Delicato,
Calacatta Prestigio,
Statuario Supremo



V3 Moderate Variation
Calacatta Imperiale

Porcelain Tiles

SILK SURFACE ⁽¹⁾

Floor

Wall



± 6 mm

160x320 cm - 63"x126"

AJK1 Marvel Calacatta Imperiale Bookmatch Silk
AJKØ Marvel Calacatta Imperiale Silk



± 6 mm

120x278 cm - 47 1/4"x109 1/2"

A4O6 Marvel Calacatta Prestigio Silk
A6ER Marvel Calacatta Prestigio Silk Kit Endless ^{(2) (3)}
A4O7 Marvel Statuario Supremo Silk
A6ES Marvel Statuario Supremo Silk Kit Endless ^{(2) (3)}



± 9 mm

75x150 cm - 29 1/2"x59"

A7H2 Marvel Calacatta Delicato Silk
A7H3 Marvel Calacatta Prestigio Silk
A7H4 Marvel Statuario Supremo Silk
A7H5 Marvel Calacatta Imperiale Silk



± 9 mm

75x75 cm - 29 1/2"x29 1/2"

A3W1 Marvel Calacatta Delicato Silk
A3W2 Marvel Calacatta Prestigio Silk
A3W4 Marvel Statuario Supremo Silk
A3W5 Marvel Calacatta Imperiale Silk



± 9 mm

60x60 cm - 23 3/8"x23 3/8"

A5TC Marvel Calacatta Delicato Silk
A5TD Marvel Calacatta Prestigio Silk
A5TE Marvel Statuario Supremo Silk
A5TF Marvel Calacatta Imperiale Silk



± 9 mm

30x60 cm - 11 1/4"x23 3/8"

A5TG Marvel Calacatta Delicato Silk
A5TH Marvel Calacatta Prestigio Silk
A5TI Marvel Statuario Supremo Silk
A5TJ Marvel Calacatta Imperiale Silk

MATTE SURFACE



± 9 mm

120x120 cm - 47 1/4"x47 1/4"

A4Q4 Marvel Calacatta Delicato
A4Q5 Marvel Calacatta Prestigio
A4Q6 Marvel Statuario Supremo
A4Q7 Marvel Calacatta Imperiale



± 9 mm

60x120 cm - 23 3/8"x47 1/4"

A4QW Marvel Calacatta Delicato
A4QX Marvel Calacatta Prestigio
A4QY Marvel Statuario Supremo
A4QZ Marvel Calacatta Imperiale



± 9 mm

60x60 cm - 23 3/8"x23 3/8"

A4QO Marvel Calacatta Delicato
A4QQ Marvel Calacatta Prestigio
A4QR Marvel Statuario Supremo
A4QP Marvel Calacatta Imperiale



CALACATTA DELICATO



CALACATTA PRESTIGIO



STATUARIO SUPREMO



CALACATTA IMPERIALE

TRIM TILES P. 300	Battiscopa		Gradino *		Scalino *		Scalino Ang.*		Battiscopa Sag. Scala *		Davanzale / Soglia *	Corner * ± 6 mm	Corner A.E * ± 6 mm														
	7,2x150 cm 2 1/8"x59"	7,2x120 cm 2 7/8"x47 1/4"	7,2x60 cm 2 7/8"x23 3/8"	30x120 cm 11 7/8"x47 1/4"	30x60 cm 11 7/8"x23 3/8"	37,5x150 cm 14 1/4"x59"	33x120 cm 13"x47 1/4"	33x60 cm 13"x23 3/8"	37,5x37,5 cm 14 1/4"x14 1/4"	33x33 cm 13"x13"	7,2x30 cm 2 7/8"x11 1/4"	max 315x50 H.4 cm 124"x19 1/8" H.1 1/2"	1x120 cm 3/8"x47 1/4"	1x1 cm 3/8"x1/8"													
	Polish.	Silk	Matte	Polish.	Silk	Polish.	Silk	Polish.	Silk	Polish.	Silk	Polished	Polish.	Silk	Polished												
Calacatta Delicato	A43T	A43P	A535	A43H	A539	A55F	A54W	A443	A44Z	A3CV	A44I	A543	A45K	A45G	A45C	A547	A55B	A54G	A54K	A43X	A431	A54O	A54S	*	A45O	-	A45U
Calacatta Prestigio	A43U	A43Q	A536	A43I	A54D	A55G	A54X	A444	A44Ø	A54Ø	A44J	A544	A45L	A45H	A45D	A548	A55C	A54H	A54L	A43Y	A432	A54P	A54T	*	A45P	A45S	A45X
Statuario Supremo	A43V	A43R	A537	A43J	A54E	A55H	A54Y	A445	A441	A541	A44K	A545	A45M	A45I	A45E	A549	A55D	A54I	A54M	A43Z	A433	A54Q	A54U	*	A45Q	A45T	A45W
Calacatta Imperiale	A43W	A43S	A538	A43K	A54F	A55I	A54Z	A446	A442	A542	A44L	A546	A45N	A45J	A45F	A55A	A55E	A54J	A54N	A43Ø	A434	A54R	A54V	*	A45R	-	A45V

* These parts are supplied to order - I pezzi sono disponibili su ordinazione - Les pièces sont disponibles sur commande - Die Teile sind auf Bestellung lieferbar - Las piezas se hacen por encargo - Изготавливаются на заказ

⁽¹⁾ The silk finish is suitable for residential or low-traffic commercial floors, where no anti-slip performance is required. The surface's shine and great ease of cleaning are the result of in-depth studies and technical research aimed at ensuring its durability over time.

If the product is in direct contact with the outdoors, moisture and dirt absorption devices must be used to prevent scratching. - La finitura silk è indicata per pavimenti residenziali o commerciali poco sollecitati, laddove non siano richieste prestazioni antiscivolo. La lucentezza e l'elevata facilità di pulizia della superficie sono frutto di studi approfonditi e accurate ricerche tecniche volte a garantire la persistenza nel tempo. Se il prodotto è a diretto contatto con l'esterno, prevedere dei dispositivi di assorbimento dell'umidità e dello sporco per prevenire la formazione di graffi.

^{(2) (3)} Please read the notes at page 365



- 3D WALL
- CONCRETE & RESIN LOOK
- MARBLE LOOK
- STONE LOOK
- WOOD LOOK




Marvel Shine

Porcelain Tiles

MACCHIA APERTA, SUGGESTED COMPOSITION

A4PI Marvel Calacatta Imperiale Lappato Macchia Aperta - 75x150 - 29¹/₂"x59"


LAYOUT A



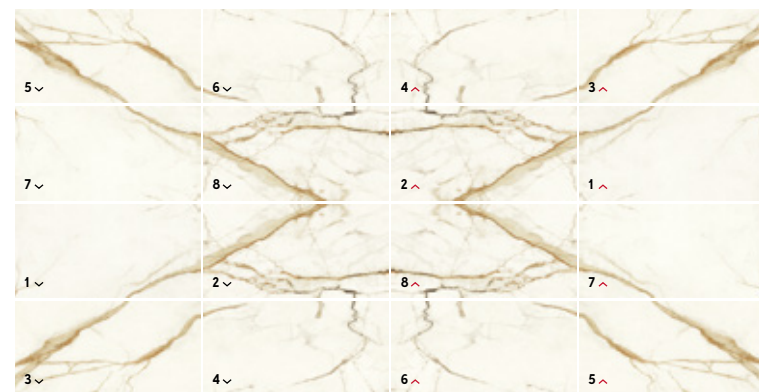
LAYOUT B



LAYOUT C



LAYOUT D

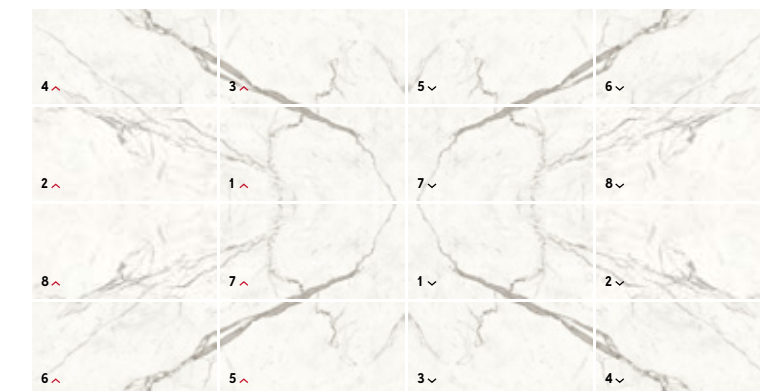


A4PH Marvel Statuario Supremo Lappato Macchia Aperta - 75x150 - 29¹/₂"x59"


LAYOUT E



LAYOUT F



LAYOUT G



LAYOUT H



The collection allows creating an open vein measuring 6 m x 3 m (16 75x150 slabs) ideal for large rooms where you can enhance the entire interior design. The junction between the graphics that make up the open vein is not geometrically perfect but imitates the natural irregularity of the open veins of natural marble products. The code "polished open vein" corresponds to a pallet composed of 16 tiles in the 75x150 cm (8+8) format that make up the entire open vein. A number is printed on the edge of each tile (see laying diagram). La collezione permette di creare una macchia aperta di dimensioni 6 m x 3 m (16 facce di 75x150) ideale per ambienti ampi nei quali poter valorizzare l'intera composizione. La giunzione tra le grafiche che compongono la macchia aperta non è geometricamente perfetta ma imita la naturale irregolarità delle macchie aperte dei prodotti in marmo naturale. Il codice "lappato macchia aperta" corrisponde ad un pallet composto da 16 piastrelle in formato 75cmx150cm (8+8) che compongono l'intera macchia aperta. Sulla costa di ciascuna piastrella è stampato il numero corrispondente (vedi schema di posa).

La collection permet de créer une tache ouverte de 6 m x 3 m (16 faces de 75x150) idéale pour les grandes pièces où l'on peut mettre en valeur l'ensemble de la composition. La jonction entre les graphismes qui composent la tache ouverte n'est pas géométriquement parfaite mais imite l'irrégularité naturelle des taches ouvertes des produits en marbre naturel. Le code "lappato macchia aperta" (tache ouverte rodée) correspond à une palette composée de 16 carreaux au format 75cmx150cm (8+8) qui constituent la totalité de la tache ouverte. Le numéro correspondant est imprimé sur le bord de chaque carreau (voir schéma de pose). Die Kollektion erlaubt die Bildung einer Spiegeloptik mit den Abmessungen 6 m x 3 m (16 verschiedenen Oberflächen 75 x 150). Ideal in weitläufigen Räumen, in denen die Komposition optimal zur Geltung gebracht werden kann. Der Anschluss zwischen den einzelnen Grafikbildern, die den Spiegeleffekt bilden, ist geometrisch nicht perfekt, sondern empfindet die natürliche Unregelmäßigkeit der mit Naturmarmor erzielten Spiegeloptik nach. Die Artikelbezeichnung „gelippt gespiegelt“ entspricht einer Palette mit 16 Fliesen im Format 75 cm x 150 cm (8+8), die das gesamte, gespiegelte Motiv bilden. Jede Fliese ist an der Seite nummeriert (siehe Verlegeplan).

La colección permite crear una mancha abierta de 6 m x 3 m (16 caras de 75x150) ideal para ambientes amplios donde se puede realizar toda la composición. La unión entre los gráficos que componen la mancha abierta no es geoméricamente perfecta, sino que imita la natural irregularidad de las manchas abiertas de los productos de mármol natural. El código «lapeado mancha abierta» corresponde a una paleta compuesta de 16 baldosas de formato 75cmx150cm (8+8) que componen toda la mancha abierta. El número correspondiente está impreso en el borde de cada baldosa (ver diagrama de colocación).

Коллекция позволяет создавать облицовку с симметричным зеркальным рисунком 6 м x 3 м (16 плит 75x150). Данная композиция максимально раскрывает свой потенциал в больших помещениях. Стык между плитами, которые образуют симметричный рисунок, не является геометрически совершенным, а имитирует естественную неровность аналогичных рисунков, составляемых из плит природного мрамора. Код «лапатированный с симметричным зеркальным рисунком» соответствует поддону, состоящему из 16 плит формата 75 см x 150 см (8+8), из которых складывается данный симметричный рисунок. На торце каждой из плит напечатан соответствующий номер (см. схему укладки).

The miniatures are not in proportion. - I minimali non sono in proporzione. - Les illustrations à échelle réduite ne sont pas proportionnelles. - Die Abbildungen sind nicht verhältnismäßig. - Los miniaturas no están en proporción. - Изображения не соблюдают пропорций.

INDEX



PRODUCT FINDER



SURFACE RANGE



COMPANY



COLLECTIONS



3D WALL
CONCRETE & RESIN LOOK
MARBLE LOOK
STONE LOOK
WOOD LOOK

LARGE SIZES



SLABS FOR COUNTERTOPS & FURNITURE



FURNITURE



FACADES




TECHNICAL SPECIFICATIONS



Marvel Shine

Porcelain Tiles

DECOR RANGE



A421 Marvel Calacatta Prestigio Scenic Bookm A Lp⁽¹⁾
120x278 - 47 1/4" x 109 1/2"

A43L Marvel Calacatta Prestigio Scenic Bookm B Lp⁽¹⁾
120x278 - 47 1/4" x 109 1/2"

A43O Marvel Statuario Supremo Scenic Bookm A Lp⁽¹⁾
120x278 - 47 1/4" x 109 1/2"

A43M Marvel Statuario Supremo Scenic Bookm B Lp⁽¹⁾
120x278 - 47 1/4" x 109 1/2"



A423 Marvel Calacatta Delicato Mosaico Polished
30x30 - 11 1/4" x 11 1/4"




A424 Marvel Calacatta Prestigio Mosaico Polished
30x30 - 11 1/4" x 11 1/4"



A425 Marvel Statuario Supremo Mosaico Polished
30x30 - 11 1/4" x 11 1/4"



A426 Marvel Calacatta Imperiale Mosaico Polished
30x30 - 11 1/4" x 11 1/4"



2,3x2,3 cm - 7/8" x 7/8"



A413 Marvel Calacatta Delicato Mosaico Matte
30x30 - 11 1/4" x 11 1/4"



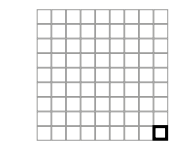
A414 Marvel Calacatta Prestigio Mosaico Matte
30x30 - 11 1/4" x 11 1/4"



A415 Marvel Statuario Supremo Mosaico Matte
30x30 - 11 1/4" x 11 1/4"



A416 Marvel Calacatta Imperiale Mosaico Matte
30x30 - 11 1/4" x 11 1/4"



3,1x3,1 cm - 1 1/4" x 1 1/4"



A42K Marvel Calacatta Delicato Mosaico Esagono Polished
30,5x35,2 - 12" x 13 7/8"



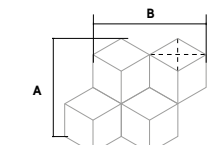
A42W Marvel Calacatta Prestigio Mosaico Esagono Polished
30,5x35,2 - 12" x 13 7/8"



A42X Marvel Statuario Supremo Mosaico Esagono Polished
30,5x35,2 - 12" x 13 7/8"



A42Y Marvel Calacatta Imperiale Mosaico Esagono Polished
30,5x35,2 - 12" x 13 7/8"



A 30,5 cm - 12"
B 35,2 cm - 13 7/8"
10x17 cm - 3 7/8" x 6 1/4"



A417 Marvel Calacatta Delicato Mosaico Esagono Matte
30,5x35,2 - 12" x 13 7/8"



A418 Marvel Calacatta Prestigio Mosaico Esagono Matte
30,5x35,2 - 12" x 13 7/8"



A419 Marvel Statuario Supremo Mosaico Esagono Matte
30,5x35,2 - 12" x 13 7/8"



A42J Marvel Calacatta Imperiale Mosaico Esagono Matte
30,5x35,2 - 12" x 13 7/8"

⁽¹⁾ 120x278 cm slabs cut into modules that recombine the open vein. This makes it possible to lay them even on curved surfaces. Each slab is cut into 16 numbered modules measuring 15x139 cm. To recreate the open vein, follow the sequence of pieces indicated in the laying patterns inside the packaging. Each slab is placed in 4 boxes, each of which contains 4 modules, for a total of 16 modules, corresponding to a surface of 3.3 mq. - Lastre 120cmx278cm tagliate in moduli che ricompongono la macchia aperta. Consentono la posa anche su superfici curve. Ogni lastra viene tagliata in 16 moduli numerati, di dimensione 15cmx139cm: per ricreare la macchia aperta seguire la sequenza dei pezzi indicata negli schemi di posa all'interno dell'imballo. Ogni lastra viene collocata in 4 scatole, ciascuna delle quali contiene 4 moduli, per un totale di 16 moduli, corrispondenti ad una superficie di 3,3mq. - Dalles de 120 cm x 278 cm découpées en modules qui reconstituent la tache ouverte. Elles permettent la pose même sur des surfaces courbes. Chaque dalle est découpée en 16 modules numérotés, mesurant 15 cm x 139 cm: pour recréer la tache ouverte, suivez la séquence de pièces indiquée dans les schémas de pose à l'intérieur de l'emballage. Chaque dalle est placée dans 4 boîtes contenant chacune 4 modules, pour un total de 16 modules, correspondant à une surface de 3,3 mètres carrés. - Platten 120 cm x 278 cm, zu Modulen geschnitten, die das gespiegelte Motiv bilden. Die Verlegung ist auch auf gewölbten Oberflächen möglich. Jede Platte wird in 16 nummerierte Module mit Abmessungen 15 cm x 139 cm geschnitten. Um die Spiegeloptik zu erzielen, die auf den der Verpackung beiliegenden Verlegeplänen angegebene Reihenfolge beachten. Jede Platte wird in 4 Schachteln mit je 4 Modulen verpackt. Die insgesamt 16 Module entsprechen einer Oberfläche von 3,3 qm. - Placas 120cmx278cm cortadas en módulos que recomponen la mancha abierta. También permiten la colocación en superficies curvas. Cada losa se corta en 16 módulos numerados que miden 15cmx139cm: para recrear la mancha abierta, se sigue la secuencia de las piezas indicadas en los esquemas de colocación dentro del embalaje. Cada losa se coloca en 4 cajas, cada una de estas contiene 4 módulos por un total de 16 módulos, lo que corresponde a un área de 3,3 metros cuadrados. - Плиты 120 см x 278 см разрезаны на модули, которые впоследствии складываются в симметричный зеркальный рисунок. Также возможна укладка на изогнутые поверхности. Каждая плита разрезается на 16 пронумерованных модулей размером 15 см x 139 см, чтобы заново сложить исходный симметричный рисунок, необходимо соблюдать последовательность, указанную на схемах укладки внутри упаковки. Каждая плита помещается в 4 коробки по 4 модуля, всего - 16 модулей, соответствующих площади 3,3 кв.м.

The decoration can only be laid on the wall - Il decoro si può posare solo a rivestimento - Décor uniquement mural - Das Dekor kann nur an der Wand verlegt werden. La decoración se puede colocar únicamente en paredes - Декор может быть уложен только на стену.

INDEX

PRODUCT FINDER

SURFACE RANGE

COMPANY

COLLECTIONS

- 3D WALL
- CONCRETE & RESIN LOOK
- MARBLE LOOK
- STONE LOOK
- WOOD LOOK

LARGE SIZES

SLABS FOR COUNTERTOPS & FURNITURE

FURNITURE

FACADES

TECHNICAL SPECIFICATIONS

Marvel Shine

Wall Tiles

SILK SURFACE

Wall



± 8,5 mm

50x120 cm - 19⁵/₈"x47¹/₄"

A4TT Marvel Calacatta Delicato Silk

A4TU Marvel Calacatta Prestigio Silk

A4TV Marvel Statuario Supremo Silk

A4TW Marvel Calacatta Imperiale Silk

SHINY SURFACE



± 8,5 mm

40x80 cm - 15³/₄"x31¹/₂"

A3ZS Marvel Calacatta Delicato Shiny

A3ZT Marvel Calacatta Prestigio Shiny

A3ZU Marvel Statuario Supremo Shiny

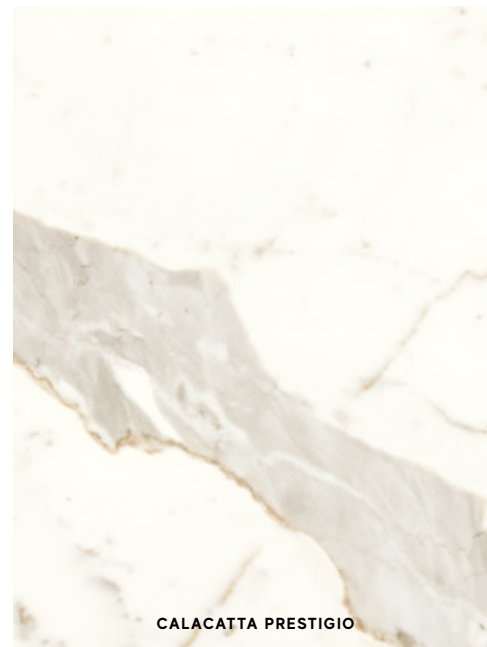
A3ZV Marvel Calacatta Imperiale Shiny

V2 Slight Variation
Calacatta Delicato, Calacatta Prestigio,
Statuario Supremo

V3 Moderate Variation
Calacatta Imperiale



CALACATTA DELICATO



CALACATTA PRESTIGIO

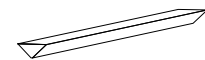


STATUARIO SUPREMO



CALACATTA IMPERIALE

TRIM TILES



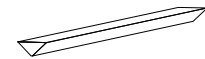
1,4x50 cm - 5⁵/₈"x19⁵/₈"

A41D Marvel Calacatta Delicato Corner 50 Silk *

A41E Marvel Calacatta Prestigio Corner 50 Silk *

A41F Marvel Statuario Supremo Corner 50 Silk *

A41G Marvel Calacatta Imperiale Corner 50 Silk *



1,4x40 cm - 5⁵/₈"x15³/₄"

A41H Marvel Calacatta Delicato Corner 40 Shiny *

A41I Marvel Calacatta Prestigio Corner 40 Shiny *

A41J Marvel Statuario Supremo Corner 40 Shiny *

A41K Marvel Calacatta Imperiale Corner 40 Shiny *



1,4x1,4 cm - 5⁵/₈"x2¹/₈"

A41L Marvel Calacatta Delicato Corner A.E. *

A41M Marvel Calacatta Prestigio Corner A.E. *

A41N Marvel Statuario Supremo Corner A.E. *

A41O Marvel Calacatta Imperiale Corner A.E. *

* These parts are supplied to order - I pezzi sono disponibili su ordinazione - Les pièces sont disponibles sur commande - Die Teile sind auf Bestellung lieferbar - Las piezas se hacen por encargo - Изготавливаются на заказ

DECOR RANGE



A4WK Marvel
Calacatta Delicato
Mosaico Twist Shiny
30,5x30,5 - 12"x12"



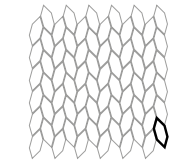
A4WL Marvel
Calacatta Prestigio
Mosaico Twist Shiny
30,5x30,5 - 12"x12"



A4WM Marvel
Statuario Supremo
Mosaico Twist Shiny
30,5x30,5 - 12"x12"



A4WN Marvel
Calacatta Imperiale
Mosaico Twist Shiny
30,5x30,5 - 12"x12"



2,5x6,8 cm
1"x2⁵/₈"



A4WO Marvel
Calacatta Delicato
Mosaico Twist Silk
30,5x30,5 - 12"x12"



A4WP Marvel
Calacatta Prestigio
Mosaico Twist Silk
30,5x30,5 - 12"x12"



A4WQ Marvel
Statuario Supremo
Mosaico Twist Silk
30,5x30,5 - 12"x12"



A4WR Marvel
Calacatta Imperiale
Mosaico Twist Silk
30,5x30,5 - 12"x12"



A4WT Marvel
Calacatta Delicato
Gold Hex Shiny ⁽¹⁾
25,1x29 - 9⁷/₈"x11¹/₈"



A4WU Marvel
Calacatta Prestigio
Gold Hex Shiny ⁽¹⁾
25,1x29 - 9⁷/₈"x11¹/₈"



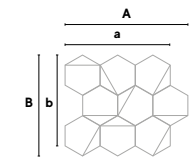
A4WV Marvel
Statuario Supremo
Platino Hex Shiny ⁽¹⁾
25,1x29 - 9⁷/₈"x11¹/₈"



A4WW Marvel
Calacatta Imperiale
Gold Hex Shiny ⁽¹⁾
25,1x29 - 9⁷/₈"x11¹/₈"



A4WS Marvel
Calacatta Prestigio
Rose Hex Silk
25,1x29 - 9⁷/₈"x11¹/₈"



A 33,9 cm - 13³/₈"
a 29 cm - 11¹/₈"
B 27,9 cm - 11"
b 25,1 cm - 9⁷/₈"

⁽¹⁾ Contains gold. The use of a common mild detergent is recommended. Avoid using acidic or alkaline products, waxes, steel wool, or abrasives. - Parti in oro. Si consiglia l'utilizzo di un comune detergente neutro. Evitare l'utilizzo di prodotti acidi o alcalini, ceranti, pagliette di metallo o abrasive. - Parties dorées. Nous vous conseillons d'utiliser des détergents neutres courants. Éviter l'utilisation de cires et de produits acides ou alcalins, ainsi que les pâilles métalliques ou abrasives. - Teile aus Gold. Es empfiehlt sich, ein haushaltsübliches, neutrales Reinigungsmittel zu verwenden. Saure oder alkalische Produkte, Wachs sowie Metallwolle- bzw. Scheuerschwämme sind zu vermeiden. - Partes doradas. Recomendamos utilizar un detergente neutro común. Hay que evitar el uso de productos ácidos o alcalinos, ceras y estropajos de metal o abrasivos. - Золотые детали. Рекомендуется чистить обычным нейтральным моющим средством. Не рекомендуется использовать кислотные, щелочные, восковые средства, а также металлические мочалки.

INDEX



PRODUCT
FINDER



SURFACE
RANGE



COMPANY



COLLECTIONS




3D WALL
CONCRETE & RESIN LOOK
MARBLE LOOK
STONE LOOK
WOOD LOOK

LARGE SIZES



SLABS FOR
COUNTERTOPS
& FURNITURE



FURNITURE



FACADES




TECHNICAL
SPECIFICATIONS



Marvel Stone



- Floor
- Wall
- Decors
- Slabs for countertops and furniture
- Bathroom furniture
- Tables
- Facades



Porcelain Tiles RECTIFIED MONOCALIBER

Sizes	Thickness	Surface finish
160x160 cm - 63"x63"	± 6 mm	Polished
120x278 cm - 47 1/4"x109 1/2"	± 6 mm	Polished Matte R9 A
120x240 cm - 47 1/4"x94 1/2"	± 9 mm	Polished
120x120 cm - 47 1/4"x47 1/4"	± 9 mm	Polished Matte Sensitech R10 B
60x120 cm - 23 3/8"x47 1/4"	± 9 mm	Polished Matte Sensitech R10 B
75x150 cm - 29 1/2"x59"	± 9 mm	Polished
75x75 cm - 29 1/2"x29 1/2"	± 9 mm	Polished
60x60 cm - 23 3/8"x23 3/8"	± 9 mm	Polished Matte Sensitech R10 B
30x60 cm - 11 3/4"x23 3/8"	± 9 mm	Polished Matte Sensitech R10 B

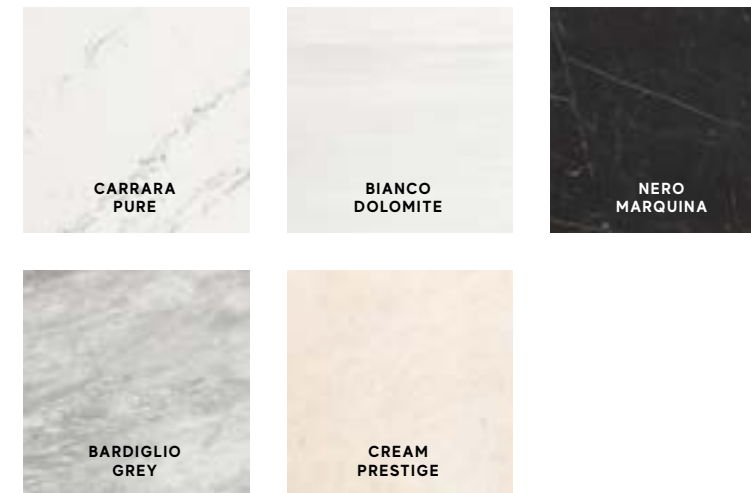
LARGE SIZES P. 304

atlasPLAN

160x320 cm - 63"x126"	± 6 mm	Polished Silk
-----------------------	--------	-----------------

SLABS FOR COUNTERTOPS & FURNITURE

162x324 cm - 63 3/4"x127 1/2" NON-RECTIFIED	± 12-20 mm	Polished Silk Matte Satin
159x324 cm - 62 5/8"x127 1/2" NON-RECTIFIED	± 20 mm	Polished



Wall Tiles RECTIFIED MONOCALIBER

Sizes	Thickness	Surface finish
50x120 cm - 19 3/8"x47 1/4"	± 8,5 mm	Shiny
40x80 cm - 15 7/8"x31 1/2"	± 8,5 mm	Shiny
8x31,5 cm - 3 1/8"x12 3/8"	± 8,5 mm	Shiny

INDEX

PRODUCT FINDER

SURFACE RANGE

COMPANY

COLLECTIONS

3D WALL
CONCRETE & RESIN LOOK
MARBLE LOOK
STONE LOOK
WOOD LOOK

LARGE SIZES

SLABS FOR COUNTERTOPS & FURNITURE

FURNITURE

FACADES

TECHNICAL SPECIFICATIONS

Marvel Stone

Porcelain Tiles



Polished ± 6 - 9 mm




V2 Slight Variation

Floor Wall

POLISHED SURFACE ⁽¹⁾



± 6 mm
160x320 cm - 63"x126"
 A05X Marvel Bianco Dolomite Polished
 AJKW Marvel Nero Marquina Polished



± 6 mm
160x160 cm - 63"x63"
 AO53 Marvel Bianco Dolomite Polished



± 6 mm
120x278 cm - 47 1/4"x109 1/2"
 AØBP Marvel Bianco Dolomite Polished
 A2RW Marvel Carrara Pure Polished



± 9 mm
120x240 cm - 47 1/4"x94 1/2"
 AZTV Marvel Bianco Dolomite Polished
 AZTW Marvel Carrara Pure Polished



± 9 mm
120x120 cm - 47 1/4"x47 1/4"
 AZTT Marvel Bianco Dolomite Polished
 AZTU Marvel Carrara Pure Polished



± 9 mm
60x120 cm - 23 5/8"x47 1/4"
 AZ1K Marvel Bianco Dolomite Polished
 AKSØ Marvel Carrara Pure Polished



± 9 mm
60x60 cm - 23 5/8"x23 5/8"
 AZRI Marvel Bianco Dolomite Polished
 AZRJ Marvel Cream Prestige Polished
 AZRK Marvel Bardiglio Grey Polished
 AZRL Marvel Carrara Pure Polished
 AZRM Marvel Nero Marquina Polished



± 9 mm
30x60 cm - 11 3/4"x23 5/8"
 DØ39 Marvel Bianco Dolomite Polished
 DØ4Ø Marvel Cream Prestige Polished
 DØ41 Marvel Bardiglio Grey Polished
 DØ44 Marvel Carrara Pure Polished
 DØ45 Marvel Nero Marquina Polished




± 9 mm
75x150 cm - 29 1/2"x59"
 A7GE Marvel Bianco Dolomite Polished
 A7GF Marvel Cream Prestige Polished
 A7GG Marvel Bardiglio Grey Polished
 A7GH Marvel Carrara Pure Polished
 A7GI Marvel Nero Marquina Polished



± 9 mm
75x75 cm - 29 1/2"x29 1/2"
 AZNH Marvel Bianco Dolomite Polished
 AZNI Marvel Cream Prestige Polished
 AZNJ Marvel Bardiglio Grey Polished
 AZNK Marvel Carrara Pure Polished
 AZNL Marvel Nero Marquina Polished



BIANCO DOLOMITE




CARRARA PURE



CREAM PRESTIGE



BARDIGLIO GREY



NERO MARQUINA

⁽¹⁾ The glossy polished finish is suitable for residential or low-traffic commercial floors, where no anti-slip performance is required, and for walls. The polished glossy surface finish, surprisingly brilliant and bright, features slight irregularities typical of natural marble. The extraordinary brilliance and the easy cleaning of the surface are the result of in-depth research aimed at guaranteeing its durability over time. If the product is in direct contact with the outdoors, provide devices for absorbing moisture and dirt to prevent scratches. - La finitura lappata lucida è indicata per pavimenti residenziali o commerciali poco sollecitati, laddove non siano richieste prestazioni antiscivolo, e per rivestimenti. La finitura lappata lucida offre una superficie sorprendentemente brillante e specchiante, con lievi irregolarità tipiche dei marmi naturali. La straordinaria lucentezza e l'elevata pulibilità della superficie sono frutto di studi approfonditi e accurate ricerche tecniche volte a garantirne la persistenza nel tempo. Se il prodotto è a diretto contatto con l'esterno, prevedere dei dispositivi di assorbimento dell'umidità e della sporcizia per prevenire la formazione di graffi.

INDEX



PRODUCT FINDER



SURFACE RANGE



COMPANY



COLLECTIONS



3D WALL
 CONCRETE & RESIN LOOK
 MARBLE LOOK
 STONE LOOK
 WOOD LOOK

LARGE SIZES



SLABS FOR COUNTERTOPS & FURNITURE



FURNITURE



FACADES

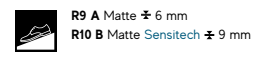


TECHNICAL SPECIFICATIONS



Marvel Stone

Porcelain Tiles



SILK SURFACE ⁽¹⁾

Floor Wall



± 6 mm
160x320 cm - 63"x126"
AJK2 Marvel Nero Marquina Silk

MATTE SURFACE



± 6 mm
120x278 cm - 47 1/4"x109 1/2"
A2RS Marvel Bianco Dolomite
A2RV Marvel Carrara Pure



Sensitech
± 9 mm
120x120 cm - 47 1/4"x47 1/4"
A2Ø4 Marvel Bianco Dolomite
A2Ø7 Marvel Carrara Pure



Sensitech
± 9 mm
60x120 cm - 23 5/8"x47 1/4"
A21C Marvel Bianco Dolomite
A21E Marvel Carrara Pure



Sensitech
± 9 mm
60x60 cm - 23 5/8"x23 5/8"
AZQS Marvel Bianco Dolomite
AZQT Marvel Cream Prestige
AZQU Marvel Bardiglio Grey
AZQV Marvel Carrara Pure
AZQW Marvel Nero Marquina



Sensitech
± 9 mm
30x60 cm - 11 3/4"x23 5/8"
D11Ø Marvel Bianco Dolomite
D111 Marvel Cream Prestige
D112 Marvel Bardiglio Grey
D113 Marvel Carrara Pure
D114 Marvel Nero Marquina

TRIM TILES P. 300

	Battiscopa		Digitale 4,6x60 cm 1 1/4"x23 5/8"		Gradino *		Scalino *		Scalino Ang. *		Battiscopa Sag. Scala *		Davanzale / Soglia *	
	Matte	Polished	Matte	Polished	Matte	Matte	Matte	DX	SX	DX	SX	DX	SX	Matte
Bianco Dolomite	ATDT	ATDO	ATDJ	ATDE	ATDY	ATD3	ATEE	ATD8	ATEO	ATEJ				
Cream Prestige	ATDU	ATDP	ATDK	ATDF	ATDZ	ATD4	ATEF	ATD9	ATEP	ATEK				
Bardiglio Grey	ATDV	ATDG	ATDL	ATDG	ATDØ	ATD5	ATEG	ATEA	ATEQ	ATEL				
Carrara Pure	ATDW	ATDR	ATDM	ATDH	ATD1	ATD6	ATEH	ATEC	ATER	ATEM				
Nero Marquina	ATDX	ATDS	ATDN	ATDI	ATD2	ATD7	ATEI	ATED	ATES	ATEN				

* These parts are supplied to order - I pezzi sono disponibili su ordinazione - Les pièces sont disponibles sur commande - Die Teile sind auf Bestellung lieferbar - Las piezas se hacen por encargo - Изготавливаются на заказ

⁽¹⁾ The silk finish is suitable for residential or low-traffic commercial floors, where no anti-slip performance is required. The surface's shine and great ease of cleaning are the result of in-depth studies and technical research aimed at ensuring its durability over time. If the product is in direct contact with the outdoors, moisture and dirt absorption devices must be used to prevent scratching. - La finitura silk è indicata per pavimenti residenziali o commerciali poco sollecitati, laddove non siano richieste prestazioni antiscivolo. La lucentezza e l'elevata facilità di pulizia della superficie sono frutto di studi approfonditi e accurate ricerche tecniche volte a garantirne la persistenza nel tempo. Se il prodotto è a diretto contatto con l'esterno, prevedere dei dispositivi di assorbimento dell'umidità e dello sporco per prevenire la formazione di graffi.



BIANCO DOLOMITE




CARRARA PURE



CREAM PRESTIGE



BARDIGLIO GREY



NERO MARQUINA

INDEX



PRODUCT
FINDER



SURFACE
RANGE



COMPANY



COLLECTIONS




3D WALL
CONCRETE & RESIN LOOK
MARBLE LOOK
STONE LOOK
WOOD LOOK

LARGE SIZES



SLABS FOR
COUNTERTOPS
& FURNITURE



FURNITURE



FACADES



TECHNICAL
SPECIFICATIONS



Marvel Stone

Porcelain Tiles

DECOR RANGE



AS3Y Marvel Carrara Pure Mosaico Matte
30x30 - 1¹/₄"x1¹/₄"



AS3V Marvel Bianco Dolomite Mosaico Matte
30x30 - 1¹/₄"x1¹/₄"



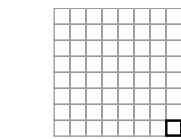
AS3W Marvel Cream Prestige Mosaico Matte
30x30 - 1¹/₄"x1¹/₄"



AS3X Marvel Bardiglio Grey Mosaico Matte
30x30 - 1¹/₄"x1¹/₄"



AS3Z Marvel Nero Marquina Mosaico Matte
30x30 - 1¹/₄"x1¹/₄"



3,5x3,5 cm - 1¹/₈"x1¹/₈"



AS1V Marvel Carrara Pure Chevron Polished
22,5x22,9 - 8⁷/₁₆"x9"



AS1Q Marvel Bianco Dolomite Chevron Polished
22,5x22,9 - 8⁷/₁₆"x9"



AS1R Marvel Cream Prestige Chevron Polished
22,5x22,9 - 8⁷/₁₆"x9"



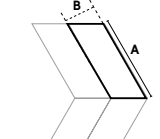
AS1U Marvel Bardiglio Grey Chevron Polished
22,5x22,9 - 8⁷/₁₆"x9"




AS1W Marvel Nero Marquina Chevron Polished
22,5x22,9 - 8⁷/₁₆"x9"




AS2F Marvel Chevron Cold Polished
22,5x22,9 - 8⁷/₁₆"x9"
Carrara Pure + Nero Marquina




A 26,4 cm - 10³/₈"
B 9,6 cm - 3³/₄"




AS3T Marvel Carrara Pure Mosaico Polished
30x30 - 1¹/₄"x1¹/₄"



AS2T Marvel Bianco Dolomite Mosaico Polished
30x30 - 1¹/₄"x1¹/₄"




AS3Q Marvel Cream Prestige Mosaico Polished
30x30 - 1¹/₄"x1¹/₄"



AS3S Marvel Bardiglio Grey Mosaico Polished
30x30 - 1¹/₄"x1¹/₄"



AS3U Marvel Nero Marquina Mosaico Polished
30x30 - 1¹/₄"x1¹/₄"



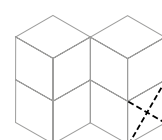
1,7x1,7 cm - 5¹/₈"x5¹/₈"



AS2L Marvel Mosaico Esagono Geo Cold Polished
25,4x35,2 - 10"x13³/₄"
Carrara Pure + Bardiglio Grey + Nero Marquina



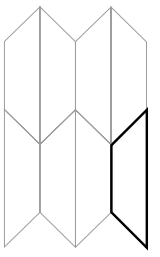
AS2M Marvel Mosaico Esagono Geo Warm Polished
25,4x35,2 - 10"x13³/₄"
Bianco Dolomite + Cream Prestige + Nero Marquina



10x17 cm
3⁷/₈"x6⁷/₈"



AMMS Marvel Half Hex Cold Polished
33x48,3 - 13"x19"
Carrara Pure + Nero Marquina



32,1x8 cm
12¹/₈"x3¹/₈"



AS2J Marvel Carrara Pure Mosaico Esagono Polished
30x35 - 1¹/₄"x13³/₄"



AS2G Marvel Bianco Dolomite Mosaico Esagono Polished
30x35 - 1¹/₄"x13³/₄"



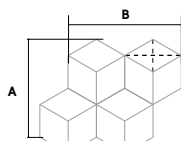
AS2H Marvel Cream Prestige Mosaico Esagono Polished
30x35 - 1¹/₄"x13³/₄"



AS2I Marvel Bardiglio Grey Mosaico Esagono Polished
30x35 - 1¹/₄"x13³/₄"



AS2K Marvel Nero Marquina Mosaico Esagono Polished
30x35 - 1¹/₄"x13³/₄"



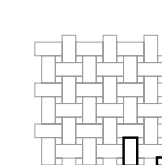
A 30 cm - 1¹/₄"
B 35 cm - 13³/₄"
10x17 cm - 3⁷/₈"x6⁷/₈"



AS2O Marvel Basketweave Cold Polished
30x30 - 1¹/₄"x1¹/₄"
Carrara Pure + Nero Marquina



AS2P Marvel Basketweave Warm Polished
30x30 - 1¹/₄"x1¹/₄"
Cream Prestige + Nero Marquina



6,7x2,9 cm / 2⁵/₈"x1¹/₈"
1,7x1,7 cm / 5¹/₈"x5¹/₈"



AS4A Marvel Carrara Pure Mosaico Esagono 3D ⁽¹⁾
28,2x35,3 - 11"x14"




AS36 Marvel Bianco Dolomite Mosaico Esagono 3D ⁽¹⁾
28,2x35,3 - 11"x14"



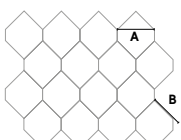
AS38 Marvel Cream Prestige Mosaico Esagono 3D ⁽¹⁾
28,2x35,3 - 11"x14"



AS39 Marvel Bardiglio Grey Mosaico Esagono 3D ⁽¹⁾
28,2x35,3 - 11"x14"



AS4B Marvel Nero Marquina Mosaico Esagono 3D ⁽¹⁾
28,2x35,3 - 11"x14"




A 8,8 cm - 3⁴/₈"
B 8,1 cm - 3¹/₈"




AS34 Marvel Carrara Pure Mosaico Polished Burattato ⁽²⁾
29,8x29,8 - 1¹/₈"x1¹/₈"



AS31 Marvel Bianco Dolomite Mosaico Polished Burattato ⁽²⁾
29,8x29,8 - 1¹/₈"x1¹/₈"




AS32 Marvel Cream Prestige Mosaico Polished Burattato ⁽²⁾
29,8x29,8 - 1¹/₈"x1¹/₈"



AS33 Marvel Bardiglio Grey Mosaico Polished Burattato ⁽²⁾
29,8x29,8 - 1¹/₈"x1¹/₈"



AS35 Marvel Nero Marquina Mosaico Polished Burattato ⁽²⁾
29,8x29,8 - 1¹/₈"x1¹/₈"



3,5x1,7 cm
1¹/₈"x5¹/₈"

⁽¹⁾ Multi-thickness mosaic, close joint installation without grouting. - Mosaico multispessore, posa senza stuccatura a giunto unito. - Mosaïque multi-épaisseur, pose sans mastic avec joint nul. - Mosaik mit verschiedenen Stärken, fugenlose Verlegung ohne Mörtel. Mosaico multiespesor, colocación sin mástico y sin juntas. - Мозаика разной толщины, укладка встык без затирки швов.

⁽²⁾ Tumbled, irregularities in the edges are not defects but rather features intrinsic to this type of product. - Burattato. Le irregolarità del bordo non sono da considerarsi un difetto ma una caratteristica intrinseca di questa tipologia di prodotto. - Tamisé. Les irrégularités des bords ne doivent pas être considérées comme un défaut mais comme une caractéristique intrinsèque de ce type de produit. - Genarbit. Die unregelmäßigen Kanten sind nicht als Fehler zu betrachten, sie sind ein für dieses Produkt charakteristisches Merkmal. - Tamboreado. Las irregularidades de los bordes no deben considerarse un defecto, sino una característica intrínseca de este tipo de productos. - Галтованная мозаика. Неровности граней являются не дефектом, а неотъемлемой характеристикой данного вида изделий.

⁽³⁾ The decoration can only be laid on the wall. - Il decoro si può posare solo a rivestimento. - Décor uniquement mural. - Dekor kann nur an der Wand verlegt werden. La decoración se puede colocar únicamente en paredes. - Декор может быть уложен только на стену.

- INDEX
- PRODUCT FINDER
- SURFACE RANGE
- COMPANY
- COLLECTIONS
 - 3D WALL
 - CONCRETE & RESIN LOOK
 - MARBLE LOOK
 - STONE LOOK
 - WOOD LOOK
- LARGE SIZES
- SLABS FOR COUNTERTOPS & FURNITURE
- FURNITURE
- FACADES
- TECHNICAL SPECIFICATIONS

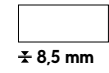
Marvel Stone

Wall Tiles




SHINY SURFACE


Wall



± 8,5 mm
50x120 cm - 19⁵/₈"x47¹/₄"
 A4S3 Marvel Carrara Pure
 A4S4 Marvel Bianco Dolomite
 A4S5 Marvel Cream Prestige
 A4S6 Marvel Bardiglio Grey
 A4S7 Marvel Nero Marquina



± 8,5 mm
40x80 cm - 15³/₄"x31¹/₂"
 9MSF Marvel Carrara Pure
 9MSB Marvel Bianco Dolomite
 9MSI Marvel Cream Prestige
 9MSD Marvel Bardiglio Grey
 9MSM Marvel Nero Marquina



± 8,5 mm
8x31,5 cm - 3¹/₈"x12³/₈"
 AZA2 Marvel Carrara Pure Brick



CARRARA PURE



BIANCO DOLOMITE



CREAM PRESTIGE




BARDIGLIO GREY




NERO MARQUINA


DECOR RANGE




9MQC Carrara Pure Mosaic Q
 30,5x30,5 - 12"x12"




9MQB Bianco Dolomite Mosaic Q
 30,5x30,5 - 12"x12"



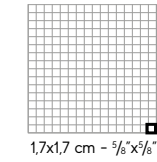
9MQE Cream Prestige Mosaic Q
 30,5x30,5 - 12"x12"



9MQA Bardiglio Grey Mosaic Q
 30,5x30,5 - 12"x12"



9MQN Nero Marquina Mosaic Q
 30,5x30,5 - 12"x12"



17x17 cm - 5/8"x5/8"



9SHC Carrara Pure Herringbone Wall
 30,5x30 - 12"x11¹/₄"



9SHD Bianco Dolomite Herringbone Wall
 30,5x30 - 12"x11¹/₄"



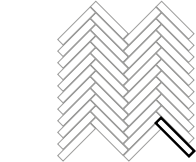
9SHE Cream Prestige Herringbone Wall
 30,5x30 - 12"x11¹/₄"



9SHB Bardiglio Grey Herringbone Wall
 30,5x30 - 12"x11¹/₄"



9SHN Nero Marquina Herringbone Wall
 30,5x30 - 12"x11¹/₄"



1,7x10,6 cm - 5/8"x4¹/₈"




9STA Carrara Pure Twist
 30,5x30,5 - 12"x12"



9STD Bianco Dolomite Twist
 30,5x30,5 - 12"x12"



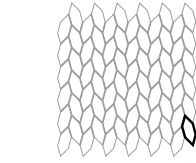
9STE Cream Prestige Twist
 30,5x30,5 - 12"x12"



9STB Bardiglio Grey Twist
 30,5x30,5 - 12"x12"



9STN Nero Marquina Twist
 30,5x30,5 - 12"x12"



2,5x6,8 cm - 1"x2²/₈"



9SCA Carrara Pure Chevron Wall
 30,5x25 - 12"x9⁷/₈"



9SCD Bianco Dolomite Chevron Wall
 30,5x25 - 12"x9⁷/₈"



9SCN Nero Marquina Chevron Wall
 30,5x25 - 12"x9⁷/₈"



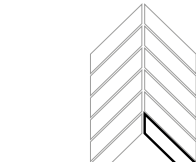
9SCL Chevron Cold Wall
 30,5x25 - 12"x9⁷/₈"
 Carrara Pure + Nero Marquina



9SCW Chevron Warm Wall
 30,5x25 - 12"x9⁷/₈"
 Bianco Dolomite + Nero Marquina



9SCM Chevron Mix Wall
 30,5x25 - 12"x9⁷/₈"
 Carrara Pure + Bardiglio Grey + Nero Marquina




17,5x3,4 cm - 6⁷/₈"x1¹/₈"



ASEK Marvel Greca Gold ⁽¹⁾
 7,8x30,5 - 3¹/₈"x12"



ASEM Marvel Greca A.E. ⁽¹⁾
 7,8x12 - 3¹/₈"x1¹/₂"



LVGB Marvel Gold Black ⁽¹⁾
 7,8x30,5 - 3¹/₈"x12"



AVGB Marvel Gold Black A.E. ⁽¹⁾
 7,8x12 - 3¹/₈"x1¹/₂"



LVGW Marvel Gold White ⁽¹⁾
 7,8x30,5 - 3¹/₈"x12"



AVGW Marvel Gold White A.E. ⁽¹⁾
 7,8x12 - 3¹/₈"x1¹/₂"

⁽¹⁾ Contains gold. The use of a common mild detergent is recommended. Avoid using acidic or alkaline products, waxes, steel wool, or abrasives. - Parti in oro. Si consiglia l'utilizzo di un comune detergente neutro. Evitare l'utilizzo di prodotti acidi o alcalini, ceranti, pagliette di metallo o abrasive. - Parties dorées. Nous vous conseillons d'utiliser des détergents neutres courants. Éviter l'utilisation de cires et de produits acides ou alcalins, ainsi que les pâilles métalliques ou abrasives - Teile aus Gold. Es empfiehlt sich, ein haushaltsübliches, neutrales Reinigungsmittel zu verwenden. Saure oder alkalische Produkte, Wachs sowie Metallwolle- bzw. Scheuerschwämme sind zu vermeiden. - Partes doradas. Recomendamos utilizar un detergente neutro común. Hay que evitar el uso de productos ácidos o alcalinos, ceras y estropeajos de metal o abrasivos. - Золотые детали. Рекомендуется чистить обычным нейтральным моющим средством. Не рекомендуется использовать кислотные, щелочные, восковые средства, а также металлические мочалки.

INDEX



PRODUCT FINDER



SURFACE RANGE



COMPANY



COLLECTIONS



3D WALL
 CONCRETE & RESIN LOOK
 MARBLE LOOK
 STONE LOOK
 WOOD LOOK

LARGE SIZES



SLABS FOR COUNTERTOPS & FURNITURE



FURNITURE



FACADES



TECHNICAL SPECIFICATIONS



Marvel Travertine

In collaboration with **HBA**

COLLECTION
CATALOG



VIDEO



- Floor
- Wall
- Decors
- Outdoor
- Slabs for countertops and furniture
- Bathroom furniture
- Tables
- Facades



Porcelain Tiles RECTIFIED MONOCALIBER

VEIN CUT

Sizes	Thickness	Surface finish
120x278 cm - 47 ¹ / ₄ "x109 ¹ / ₂ "	± 6 mm	Matte R9 A
120x240 cm - 47 ¹ / ₄ "x94 ¹ / ₂ "	± 9 mm	Matte Sensitech R10 B
60x120 cm - 23 ⁵ / ₈ "x47 ¹ / ₄ "	± 6 mm	Matte R9 A
60x120 cm - 23 ⁵ / ₈ "x47 ¹ / ₄ "	± 9 mm	Matte Sensitech R10 B

LARGE SIZES P. 304

OUTDOOR AND WET AREAS

60x120 cm - 23 ⁵ / ₈ "x47 ¹ / ₄ "	± 9 mm	Grip Sensitech R11 C
60x120 cm - 23 ⁵ / ₈ "x47 ¹ / ₄ "	± 20 mm	Outdoor Sensitech R11 C

atlasPLAN

160x320 cm - 63"x126"	± 6 mm	Hammered R9 A
-----------------------	--------	----------------------

SLABS FOR COUNTERTOPS & FURNITURE

162x324 cm - 63 ³ / ₄ "x127 ¹ / ₂ " NON-RECTIFIED	± 12 mm	Hammered
--	---------	----------

CROSS CUT

Sizes	Thickness	Surface finish
120x120 cm - 47 ¹ / ₄ "x47 ¹ / ₄ "	± 9 mm	Matte Sensitech R10 B
60x120 cm - 23 ⁵ / ₈ "x47 ¹ / ₄ "	± 9 mm	Matte Sensitech R10 B
60x60 cm - 23 ⁵ / ₈ "x23 ⁵ / ₈ "	± 9 mm	Matte Sensitech R10 B

OUTDOOR AND WET AREAS

60x120 cm - 23 ⁵ / ₈ "x47 ¹ / ₄ "	± 9 mm	Grip Sensitech R11 C
---	--------	-----------------------------

INDEX



PRODUCT
FINDER



SURFACE
RANGE



COMPANY



COLLECTIONS



3D WALL
CONCRETE & RESIN LOOK
MARBLE LOOK
STONE LOOK
WOOD LOOK

LARGE SIZES



SLABS FOR
COUNTERTOPS
& FURNITURE



FURNITURE



FACADES



TECHNICAL
SPECIFICATIONS



Marvel Travertine



Matte ± 6 mm
Hammered ± 6 mm



Matte Sensitech ± 9 mm
Grip Sensitech ± 9 mm
Outdoor Sensitech ± 20 mm



R9 A Matte / Hammered ± 6 mm
R10 B Matte Sensitech ± 9 mm
R11 C Grip Sensitech ± 9 mm
R11 C Outdoor Sensitech ± 20 mm



V3 Moderate
Variation

Porcelain Tiles

Vein Cut

MATTE SURFACE

Floor Wall




± 6 mm
160x320 cm - 63"x126"
AJKQ Marvel Travertino Sand Hammered



± 6 mm
120x278 cm - 47 1/4"x109 1/2"
AFS1 Marvel White Vein
AFS2 Marvel Sand Vein
AFS3 Marvel Pearl Vein



± 6 mm
60x120 cm - 23 5/8"x47 1/4"
AKQO Marvel White Vein
AKQP Marvel Sand Vein
AKQQ Marvel Pearl Vein



± 9 mm
120x240 cm - 47 1/4"x94 1/2"
AFT7 Marvel White Vein
AFT8 Marvel Sand Vein
AFT9 Marvel Pearl Vein



± 9 mm
60x120 cm - 23 5/8"x47 1/4"
A8UW Marvel White Vein
AFUA Marvel Sand Vein
AFUB Marvel Pearl Vein

GRIP SURFACE

OUTDOOR ± 20 mm

Outdoor



± 9 mm
60x120 cm - 23 5/8"x47 1/4"
AFUC Marvel White Vein Grip
AFUD Marvel Sand Vein Grip
AFUE Marvel Pearl Vein Grip



± 20 mm
60x120 cm - 23 5/8"x47 1/4"
AGE7 Marvel White Vein 20 mm
AGE8 Marvel Sand Vein 20 mm
AGE9 Marvel Pearl Vein 20 mm

Cross Cut

MATTE SURFACE

Floor Wall



± 9 mm
120x120 cm - 47 1/4"x47 1/4"
A8WU Marvel White Cross
A8WV Marvel Sand Cross
A8WW Marvel Pearl Cross



± 9 mm
60x120 cm - 23 5/8"x47 1/4"
A8UZ Marvel White Cross
AFUF Marvel Sand Cross
AFUG Marvel Pearl Cross



± 9 mm
60x60 cm - 23 5/8"x23 5/8"
AFUK Marvel White Cross
AFUL Marvel Sand Cross
AFUM Marvel Pearl Cross

GRIP SURFACE

Outdoor



± 9 mm
60x120 cm - 23 5/8"x47 1/4"
AFUH Marvel White Cross Grip
AFUI Marvel Sand Cross Grip
AFUJ Marvel Pearl Cross Grip



WHITE VEIN CUT



WHITE CROSS CUT



SAND VEIN CUT



SAND CROSS CUT



PEARL VEIN CUT



PEARL CROSS CUT

INDEX



PRODUCT
FINDER



SURFACE
RANGE



COMPANY



COLLECTIONS



3D WALL
CONCRETE & RESIN LOOK
MARBLE LOOK
STONE LOOK
WOOD LOOK

LARGE SIZES



SLABS FOR
COUNTERTOPS
& FURNITURE



FURNITURE



FACADES



TECHNICAL
SPECIFICATIONS



Marvel Travertine

Porcelain Tiles

Decors designed by
HBA

DECOR RANGE




AF9S Marvel Travertine White Diamond[®]
60x60 cm - 23⁵/₈"x23⁵/₈"
Cross Cut



AF9T Marvel Travertine Sand Diamond[®]
60x60 cm - 23⁵/₈"x23⁵/₈"
Cross Cut




AF9U Marvel Travertine Pearl Diamond[®]
60x60 cm - 23⁵/₈"x23⁵/₈"
Cross Cut



AF9P Marvel Travertine White Cross Chiselled Urban Grid[®]
30x60 cm - 11³/₄"x23⁵/₈"
Cross Cut



AF9Q Marvel Travertine Sand Cross Chiselled Urban Grid[®]
30x60 cm - 11³/₄"x23⁵/₈"
Cross Cut

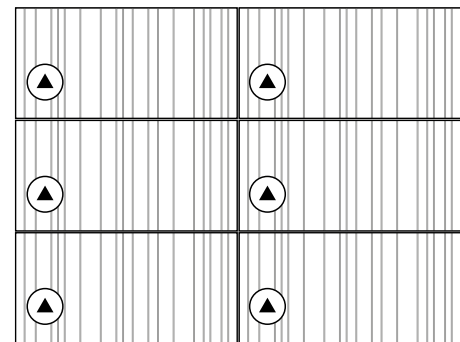


AF9R Marvel Travertine Pearl Cross Chiselled Urban Grid[®]
30x60 cm - 11³/₄"x23⁵/₈"
Cross Cut

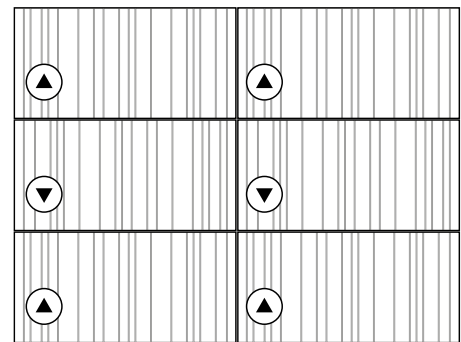
For best results it is recommended to follow one of the following laying patterns. - Per un risultato estetico ottimale si consiglia di seguire uno dei seguenti schemi di posa. - Nous vous invitons à respecter un des schémas de pose suivants pour un résultat esthétique optimal. - Für ein optisch optimales Resultat empfehlen wir, eines der nachstehenden Verlegemuster zu befolgen. - Para obtener un mejor resultado estético, es aconsejable seguir uno de los siguientes esquemas de colocación. - Для достижения наилучшего эстетического результата рекомендуется использовать одну из следующих схем укладки.



LAYING PATTERN 1



LAYING PATTERN 2



¹⁾ Application of decorative materials. The use of a common mild detergent is recommended. Avoid using acidic or alkaline products, waxes, steel wool, or abrasives. - Applicazione di materie decorative. Si consiglia l'utilizzo di un comune detergente neutro. Evitare l'utilizzo di prodotti acidi o alcalini, ceranti e pagliette di metallo o abrasive. - Application de matériaux décoratifs. Nous conseillons l'emploi de détergents neutres courants. Éviter l'utilisation de cires et de produits acides ou alcalins, ainsi que les pailles métalliques ou abrasives. - Dekorationsmaterial. Es empfiehlt sich, ein handelsübliches, neutrales Reinigungsmittel zu verwenden. Saure oder alkalische Produkte, Wachs sowie Stahlwolle- bzw. Scheuerschwämme sind zu vermeiden. - Aplicación de materiales decorativos. Recomendamos utilizar un detergente neutro común. Hay que evitar el uso de productos ácidos o alcalinos, ceras y estropajos de metal o abrasivos. - Применение декоративных материалов. Рекомендуется использовать нейтральное моющее средство. Не рекомендуется использовать кислотные, щелочные, восковые средства, а также металлические мошники.

²⁾ Engraved mosaic. For best results it is advisable to completely plaster the engravings. - Mosaico inciso, per risultato ottimale si consiglia di stuccare completamente le incisioni. - Mosaïque gravée, pour de meilleurs résultats, il est recommandé de remplir complètement les gravures. - Graviertes Mosaik, für ein optimales Resultat sollten die Gravuren vollständig verspachtelt werden. - Mosaico grabado, para obtener los mejores resultados se recomienda enmasillar el grabado en su totalidad. - Высеченная мозаика. Для оптимального результата рекомендуется полностью заделывать углубления затиркой.

Decors designed by
HBA

DECOR RANGE



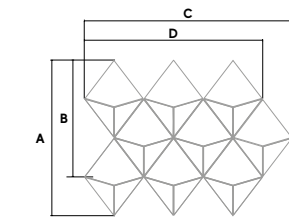
AF9J Marvel Travertine White Mosaico Origami
28x41,2 cm - 11"x16¹/₄"



AF9K Marvel Travertine Sand Mosaico Origami
28x41,2 cm - 11"x16¹/₄"




AF9L Marvel Travertine Pearl Mosaico Origami
28x41,2 cm - 11"x16¹/₄"




Legend:
□ Vein Cut
■ Cross Cut

A 38,81 cm - 15¹/₄"
B 28 cm - 11"
C 48,05 cm - 18⁷/₈"
D 41,2 cm - 16¹/₄"



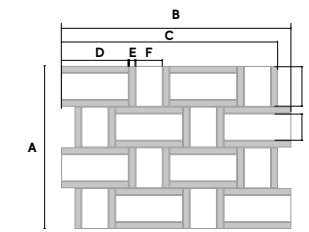
AF9M Marvel Travertine White Mosaico Basketweave
35x46,8 cm - 13³/₄"x18³/₄"



AF9N Marvel Travertine Sand Mosaico Basketweave
35x46,8 cm - 13³/₄"x18³/₄"



AF9O Marvel Travertine Pearl Mosaico Basketweave
35x46,8 cm - 13³/₄"x18³/₄"



Legend:
□ Vein Cut
■ Cross Cut

A 35 cm - 13³/₄"
B 49,8 cm - 19⁵/₈"
C 46,8 cm - 18¹/₂"
D 14,5 cm - 5⁷/₈"
E 1,3 cm - 1/2"
F 5,7 cm - 2¹/₄"
G 8,7 cm - 3³/₈"



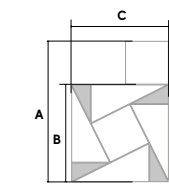
AF9G Marvel Travertine White Mosaico Tessellation
22x26 cm - 8⁵/₈"x10¹/₄"



AF9H Marvel Travertine Sand Mosaico Tessellation
22x26 cm - 8⁵/₈"x10¹/₄"



AF9I Marvel Travertine Pearl Mosaico Tessellation
22x26 cm - 8⁵/₈"x10¹/₄"



Legend:
□ Vein Cut
■ Cross Cut

A 31,6 cm - 12¹/₂"
B 26,2 cm - 10¹/₄"
C 22 cm - 8⁵/₈"

TRIM TILES P. 300	Battiscopa	Gradino *	Scalino *	Scalino Ang.*	Corner * ± 6 mm	Battiscopa Sag. Scala *	Davanzale / Soglia *	Elemento L
	Digitale 7,2x120 cm 2 ¹ / ₈ "x47 ¹ / ₄ " Matte	30x120 cm 11 ³ / ₄ "x47 ¹ / ₄ " Matte	33x120 cm 13"x47 ¹ / ₄ " Matte	33x60 cm 13"x23 ⁵ / ₈ " Matte	33x33 cm 13"x13" Matte	7,2x30 cm 2 ¹ / ₈ "x11 ³ / ₄ " Matte	max 315x50 H.4 cm 124"x19 ¹ / ₈ " H.1 ¹ / ₈ " Matte	33x120 H. 4 cm 13"x47 ¹ / ₄ " H.1 ¹ / ₈ " Grip
White Vein Cut	AF7B	AF7T	AF7Z	-	DX	DX		AGEV
Sand Vein Cut	AF7C	AF7U	AF8A	-	AF9V	SX		AGEW
Pearl Vein Cut	AF7D	AF7V	AF8B	-	AF9W	AF9Y		AGEX
White Cross Cut	AF7E	AF7W	AF8C	AGAA	AF9Z	AF9Z		AGEY
Sand Cross Cut	AF7F	AF7X	AF8D	AGEO	AF9X	AF92		AGEZ
Pearl Cross Cut	AF7G	AF7Y	AF8E	AGEP				AGEØ

* These parts are supplied to order - I pezzi sono disponibili su ordinazione - Les pièces sont disponibles sur commande - Die Teile sind auf Bestellung lieferbar - Las piezas se hacen por encargo - Изготавливаются на заказ

INDEX



PRODUCT
FINDER



SURFACE
RANGE



COMPANY



COLLECTIONS



3D WALL
CONCRETE & RESIN LOOK
MARBLE LOOK
STONE LOOK
WOOD LOOK

LARGE SIZES



SLABS FOR
COUNTERTOPS
& FURNITURE



FURNITURE



FACADES



TECHNICAL
SPECIFICATIONS



Marvel X


COLLECTION CATALOG



VIDEO



- Floor
- Wall
- Decors
- Outdoor
- Slabs for countertops and furniture
- Bathroom furniture
- Tables
- Facades



Porcelain Tiles RECTIFIED MONOCALIBER

Sizes	Thickness	Surface finish
120x278 cm - 47 ¹ / ₄ "x109 ¹ / ₂ "	± 6 mm	Polished Silk
120x240 cm - 47 ¹ / ₄ "x94 ¹ / ₂ "	± 9 mm	Polished
120x120 cm - 47 ¹ / ₄ "x47 ¹ / ₄ "	± 9 mm	Polished Silk
75x150 cm - 29 ¹ / ₂ "x59"	± 9 mm	Polished Silk
75x75 cm - 29 ¹ / ₂ "x29 ¹ / ₂ "	± 9 mm	Polished Silk
60x120 cm - 23 ³ / ₈ "x47 ¹ / ₄ "	± 6 mm	Polished
60x120 cm - 23 ³ / ₈ "x47 ¹ / ₄ "	± 9 mm	Polished Matte Sensitech R10 B
60x60 cm - 23 ³ / ₈ "x23 ³ / ₈ "	± 9 mm	Hammered Matte Sensitech R10 B
30x60 cm - 11 ³ / ₄ "x23 ³ / ₈ "	± 9 mm	Polished Matte Sensitech R10 B

LARGE SIZES P. 304

OUTDOOR AND WET AREAS

60x120 cm - 23 ³ / ₈ "x47 ¹ / ₄ "	± 20 mm	Outdoor Sensitech R11 C
---	---------	---

atlasPLAN

160x320 cm - 63"x126"	± 6 mm	Polished
-----------------------	--------	----------

SLABS FOR COUNTERTOPS & FURNITURE

162x324 cm - 63 ³ / ₄ "x127 ¹ / ₂ " NON-RECTIFIED	± 12 mm	Polished Silk
--	---------	-----------------

INDEX



PRODUCT FINDER



SURFACE RANGE



COMPANY



COLLECTIONS



3D WALL
CONCRETE & RESIN LOOK
MARBLE LOOK
STONE LOOK
WOOD LOOK

LARGE SIZES



SLABS FOR COUNTERTOPS & FURNITURE



FURNITURE



FACADES



TECHNICAL SPECIFICATIONS



Marvel X

Porcelain Tiles



Polished $\pm 6 - 9$ mm



V2 Slight Variation
Calacatta Apuano



V3 Moderate Variation
Calacatta Sublime,
Calacatta Perla,
Grey Cloud,
Fior di Bosco

Floor Wall

POLISHED SURFACE ⁽¹⁾



± 6 mm

160x320 cm - 63"x126"

- AJRV Marvel Fior di Bosco Polished
- AJRW Marvel Fior di Bosco Bookmatch Polished
- AJRR Marvel Calacatta Apuano Polished Endless
- AKFN Marvel Calacatta Apuano Polished Kit Endless ^{(2) (3)}



± 6 mm

120x278 cm - 47^{1/4}"x109^{1/2}"

- AFUS Marvel Calacatta Apuano Polished
- AFUT Marvel Calacatta Sublime Polished
- AFWN Marvel Calacatta Sublime Kit Endless ^{(2) (3)}
- AFUU Marvel Calacatta Perla Polished
- AFUV Marvel Grey Cloud Polished
- AFUW Marvel Fior di Bosco Polished



± 6 mm

60x120 cm - 23^{5/8}"x47^{1/4}"

- AKQR Marvel Calacatta Apuano Polished
- AKQS Marvel Fior di Bosco Polished



± 9 mm

120x240 cm - 47^{1/4}"x94^{1/2}"

- AFU2 Marvel Calacatta Apuano Polished
- AFU3 Marvel Calacatta Sublime Polished
- AFU4 Marvel Calacatta Perla Polished
- AFU5 Marvel Grey Cloud Polished
- AFU6 Marvel Fior di Bosco Polished



± 9 mm

120x120 cm - 47^{1/4}"x47^{1/4}"

- AFU7 Marvel Calacatta Apuano Polished
- A8YT Marvel Calacatta Sublime Polished
- AFU8 Marvel Calacatta Perla Polished
- AFU9 Marvel Grey Cloud Polished
- AFVA Marvel Fior di Bosco Polished



± 9 mm

60x120 cm - 23^{5/8}"x47^{1/4}"

- A8Z2 Marvel Calacatta Apuano Polished
- A8Z3 Marvel Calacatta Sublime Polished
- A8Z4 Marvel Calacatta Perla Polished
- A8Z5 Marvel Grey Cloud Polished
- A8Z6 Marvel Fior di Bosco Polished



± 9 mm

60x60 cm - 23^{5/8}"x23^{5/8}"


- AFVY Marvel Calacatta Apuano Polished
- AFVZ Marvel Calacatta Sublime Polished
- AFVØ Marvel Calacatta Perla Polished
- AFV1 Marvel Grey Cloud Polished
- AFV2 Marvel Fior di Bosco Polished



± 9 mm

30x60 cm - 11^{3/4}"x23^{5/8}"

- AFV8 Marvel Calacatta Apuano Polished
- AFV9 Marvel Calacatta Sublime Polished
- AFWA Marvel Calacatta Perla Polished
- AFWB Marvel Grey Cloud Polished
- AFWC Marvel Fior di Bosco Polished



± 9 mm

75x150 cm - 29^{1/2}"x59"


- AFVB Marvel Calacatta Apuano Polished
- AFVC Marvel Calacatta Sublime Polished
- AFVD Marvel Calacatta Perla Polished
- AEKQ Marvel Grey Cloud Polished
- AEKR Marvel Fior di Bosco Polished



± 9 mm

75x75 cm - 29^{1/2}"x29^{1/2}"

- AFVE Marvel Calacatta Apuano Polished
- AFVF Marvel Calacatta Sublime Polished
- AFVG Marvel Calacatta Perla Polished
- AFVH Marvel Grey Cloud Polished
- AFVI Marvel Fior di Bosco Polished



⁽¹⁾ The glossy polished finish is suitable for residential or low-traffic commercial floors, where no anti-slip performance is required, and for walls. The polished glossy surface finish, surprisingly brilliant and bright, features slight irregularities typical of natural marble. The extraordinary brilliance and the easy cleaning of the surface are the result of in-depth research aimed at guaranteeing its durability over time. If the product is in direct contact with the outdoors, provide devices for absorbing moisture and dirt to prevent scratches. - La finitura lappata lucida è indicata per pavimenti residenziali o commerciali poco sollecitati, laddove non siano richieste prestazioni antiscivolo, e per rivestimenti. La finitura lappata lucida offre una superficie sorprendentemente brillante e specchiante, con lievi irregolarità tipiche dei marmi naturali. La straordinaria lucentezza e l'elevata pulibilità della superficie sono frutto di studi approfonditi e accurate ricerche tecniche volte a garantirne la persistenza nel tempo. Se il prodotto è a diretto contatto con l'esterno, prevedere dei dispositivi di assorbimento dell'umidità e della sporcizia per prevenire la formazione di graffi.

^{(2) (3)} Please read the notes at page 365

INDEX



PRODUCT
FINDER



SURFACE
RANGE



COMPANY



COLLECTIONS



- 3D WALL
- CONCRETE & RESIN LOOK
- MARBLE LOOK
- STONE LOOK
- WOOD LOOK

LARGE SIZES



SLABS FOR
COUNTERTOPS
& FURNITURE



FURNITURE



FACADES



TECHNICAL
SPECIFICATIONS



Marvel X

Porcelain Tiles



Silk ± 6 - 9 mm



Matte Sensitech ± 9 mm
Hammered Matte Sensitech ± 9 mm
Outdoor Sensitech ± 20 mm



R10 B Matte Sensitech ± 9 mm
R10 B Hammered Matte Sensitech ± 9 mm
R11 C Outdoor Sensitech ± 20 mm



V2 Slight Variation
Calacatta Apuano



V3 Moderate Variation
Calacatta Sublime,
Calacatta Perla,
Grey Cloud,
Fior di Bosco

SILK SURFACE ⁽¹⁾

Floor Wall



± 6 mm
120x278 cm - 47¹/₄"x109¹/₂"
AFUX Marvel Calacatta Apuano Silk
AFUY Marvel Calacatta Sublime Silk
AFWO Marvel Calacatta Sublime 120x278 Silk Kit Endless ^{(2) (3)}
AFUZ Marvel Calacatta Perla Silk
AFUØ Marvel Grey Cloud Silk
AFU1 Marvel Fior di Bosco Silk



± 9 mm
120x120 cm - 47¹/₄"x47¹/₄"
AFVJ Marvel Calacatta Apuano Silk
AFVK Marvel Calacatta Sublime Silk
AFVL Marvel Calacatta Perla Silk
AFVM Marvel Grey Cloud Silk
AFVN Marvel Fior di Bosco Silk



± 9 mm
75x150 cm - 29¹/₂"x59"
AFVO Marvel Calacatta Apuano Silk
AFVP Marvel Calacatta Sublime Silk
AFVQ Marvel Calacatta Perla Silk
AFVR Marvel Grey Cloud Silk
AFVS Marvel Fior di Bosco Silk



± 9 mm
75x75 cm - 29¹/₂"x29¹/₂"
AFVT Marvel Calacatta Apuano Silk
AFVU Marvel Calacatta Sublime Silk
AFVV Marvel Calacatta Perla Silk
AFVW Marvel Grey Cloud Silk
AFVX Marvel Fior di Bosco Silk

MATTE SURFACE



Sensitech

± 9 mm
60x120 cm - 23⁵/₈"x47¹/₄"
AFWI Marvel Calacatta Apuano
AFWJ Marvel Calacatta Sublime
AFWK Marvel Calacatta Perla
AFWL Marvel Grey Cloud
AFWM Marvel Fior di Bosco



Sensitech

± 9 mm
60x60 cm - 23⁵/₈"x23⁵/₈"
AFV3 Marvel Calacatta Apuano
AFV4 Marvel Calacatta Sublime
AFV5 Marvel Calacatta Perla
AFV6 Marvel Grey Cloud
AFV7 Marvel Fior di Bosco



Sensitech

± 9 mm
30x60 cm - 11³/₄"x23⁵/₈"
AFWD Marvel Calacatta Apuano
AFWE Marvel Calacatta Sublime
AFWF Marvel Calacatta Perla
AFWG Marvel Grey Cloud
AFWH Marvel Fior di Bosco

HAMMERED MATTE SURFACE



Sensitech

± 9 mm
60x120 cm - 23⁵/₈"x47¹/₄"
AFM2 Marvel Calacatta Apuano Hammered
AFM3 Marvel Fior di Bosco Hammered

OUTDOOR SURFACE

Outdoor



Sensitech

± 20 mm
60x120 cm - 23⁵/₈"x47¹/₄"
AGFA Marvel Calacatta Apuano Hammered 20 mm
AGFB Marvel Fior di Bosco Hammered 20 mm

⁽¹⁾ The silk finish is suitable for residential or low-traffic commercial floors, where no anti-slip performance is required. The surface's shine and great ease of cleaning are the result of in-depth studies and technical research aimed at ensuring its durability over time. If the product is in direct contact with the outdoors, moisture and dirt absorption devices must be used to prevent scratching. - La finitura silk è indicata per pavimenti residenziali o commerciali poco sollecitati, laddove non siano richieste prestazioni antiscivolo. La lucentezza e l'elevata facilità di pulizia della superficie sono frutto di studi approfonditi e accurate ricerche tecniche volte a garantirne la persistenza nel tempo. Se il prodotto è a diretto contatto con l'esterno, prevedere dei dispositivi di assorbimento dell'umidità e dello sporco per prevenire la formazione di graffi.

^{(2) (3)} Please read the notes at page 365

SILK/MATTE



CALACATTA APUANO




CALACATTA SUBLIME



CALACATTA PERLA



GREY CLOUD




FIOR DI BOSCO

HAMMERED



CALACATTA APUANO HAMMERED



FIOR DI BOSCO HAMMERED

INDEX



PRODUCT FINDER



SURFACE RANGE



COMPANY



COLLECTIONS



3D WALL
CONCRETE & RESIN LOOK
MARBLE LOOK
STONE LOOK
WOOD LOOK

LARGE SIZES



SLABS FOR COUNTERTOPS & FURNITURE



FURNITURE



FACADES



TECHNICAL SPECIFICATIONS



Marvel X

Porcelain Tiles

DECOR RANGE



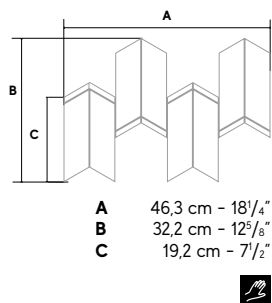
AF8W Marvel Calacatta Apuano Mosaico Chevron Polished ⁽¹⁾
46,3x19,2 cm - 18¹/₄"x7¹/₂"




AF8X Marvel Calacatta Sublime Mosaico Chevron Polished ⁽¹⁾
46,3x19,2 cm - 18¹/₄"x7¹/₂"



AF8Y Marvel Calacatta Perla Mosaico Chevron Polished ⁽¹⁾
46,3x19,2 cm - 18¹/₄"x7¹/₂"



AF8Z Marvel Grey Cloud Mosaico Chevron Polished ⁽¹⁾
46,3x19,2 cm - 18¹/₄"x7¹/₂"

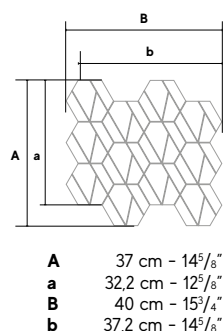


AF9A Marvel Fior di Bosco Mosaico Chevron Polished ⁽¹⁾
46,3x19,2 cm - 18¹/₄"x7¹/₂"



AF8Q Marvel Mosaico Hive Hex Polished ⁽²⁾
37,2x32,2 - 14⁷/₈"x12¹/₈"

Calacatta Sublime + Grey Cloud + Fior di Bosco



AF8R Marvel Calacatta Apuano Mosaico Waterfall Polished
30,5x27,7 cm - 12"x10³/₈"



AF8S Calacatta Sublime Mosaico Waterfall Polished
30,5x27,7 cm - 12"x10³/₈"



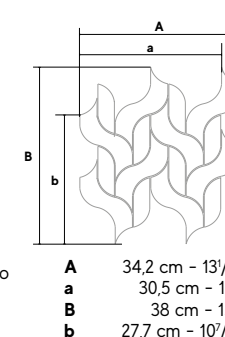
AF8T Calacatta Perla Mosaico Waterfall Polished
30,5x27,7 cm - 12"x10³/₈"



AF8U Calacatta Grey Cloud Mosaico Waterfall Polished
30,5x27,7 cm - 12"x10³/₈"



AF8V Calacatta Fior di Bosco Mosaico Waterfall Polished
30,5x27,7 cm - 12"x10³/₈"



AF8L Marvel Calacatta Apuano Mosaico Esagono Silk
30x35 - 11¹/₄"x13³/₄"



AF8M Marvel Calacatta Sublime Mosaico Esagono Silk
30x35 - 11¹/₄"x13³/₄"



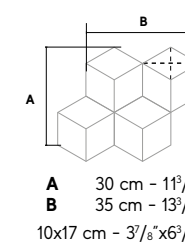
AF8N Marvel Calacatta Perla Mosaico Esagono Silk
30x35 - 11¹/₄"x13³/₄"



AF8O Marvel Grey Cloud Mosaico Esagono Silk
30x35 - 11¹/₄"x13³/₄"




AF8P Marvel Fior di Bosco Mosaico Esagono Silk
30x35 - 11¹/₄"x13³/₄"




AF9B Marvel Calacatta Apuano Mosaico Matte
30x30 - 11¹/₄"x11¹/₄"



AF9C Marvel Calacatta Sublime Mosaico Matte
30x30 - 11¹/₄"x11¹/₄"



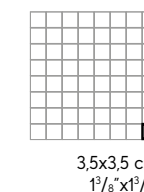
AF9D Marvel Calacatta Perla Mosaico Matte
30x30 - 11¹/₄"x11¹/₄"



AF9E Marvel Grey Cloud Mosaico Matte
30x30 - 11¹/₄"x11¹/₄"



AF9F Marvel Fior di Bosco Mosaico Matte
30x30 - 11¹/₄"x11¹/₄"



⁽²⁾ The decoration can only be laid on the wall - Il decoro si può posare solo a rivestimento - Décor uniquement mural - Das Dekor kann nur an der Wand verlegt werden
La decoración se puede colocar únicamente en paredes - Декор может быть уложен только на стену.

⁽¹⁾ Contains gold. The use of a common mild detergent is recommended. Avoid using acidic or alkaline products, waxes, steel wool, or abrasives. - Parti in oro. Si consiglia l'utilizzo di un comune detergente neutro. Evitare l'utilizzo di prodotti acidi o alcalini, ceranti, pagliette di metallo o abrasive. - Parties dorées. Nous vous conseillons d'utiliser des détergents neutres courants. Éviter l'utilisation de cires et de produits acides ou alcalins, ainsi que les pailles métalliques ou abrasives - Teile aus Gold. Es empfiehlt sich, ein haushaltsübliches, neutrales Reinigungsmittel zu verwenden. Saure oder alkalische Produkte, Wachs sowie Metallwolle- bzw. Scheuerschwämme sind zu vermeiden. - Partes doradas. Recomendamos utilizar un detergente neutro común. Hay que evitar el uso de productos ácidos o alcalinos, ceras y estropajos de metal o abrasivos. - Золотые детали. Рекомендуется чистить обычным нейтральным моющим средством. Не рекомендуется использовать кислотные, щелочные, восковые средства, а также металлические мочалки.

⁽²⁾ For an optimal look it is advisable to lay the product in the same direction. - Per un risultato estetico ottimale si consiglia di posare il prodotto mantenendo lo stesso verso. - Pour un résultat esthétique optimal, il est recommandé de poser le produit dans le même sens. - Für ein optisch optimales Resultat sollte die Verlegung stets in dieselbe Richtung erfolgen. - Para un resultado estético óptimo, se recomienda colocar el producto manteniendo la misma dirección. - Для оптимального эстетического результата рекомендуется укладывать изделие в одном направлении.

* These parts are supplied to order - I pezzi sono disponibili su ordinazione - Les pièces sont disponibles sur commande - Die Teile sind auf Bestellung lieferbar - Las piezas se hacen por encargo - Изготавливаются на заказ

INDEX



PRODUCT FINDER



SURFACE RANGE



COMPANY



COLLECTIONS



3D WALL
CONCRETE & RESIN LOOK
MARBLE LOOK
STONE LOOK
WOOD LOOK

LARGE SIZES



SLABS FOR COUNTERTOPS & FURNITURE



FURNITURE



FACADES



TECHNICAL SPECIFICATIONS



Boost Mineral

COLLECTION CATALOG



VIDEO



- Floor
- Wall
- Decors
- Outdoor
- Slabs for countertops and furniture
- Bathroom furniture
- Facades



Porcelain Tiles RECTIFIED MONOCALIBER

Sizes	Thickness	Surface finish
120x278 cm - 47 ¹ / ₄ "x109 ¹ / ₂ "	± 6 mm	Matte R9 A *
120x240 cm - 47 ¹ / ₄ "x94 ¹ / ₂ "	± 9 mm	Matte Sensitech R10 B *
120x120 cm - 47 ¹ / ₄ "x47 ¹ / ₄ "	± 9 mm	Matte Sensitech R10 B
60x120 cm - 23 ⁵ / ₈ "x47 ¹ / ₄ "	± 6 mm	Matte Sensitech R10 B *
60x120 cm - 23 ⁵ / ₈ "x47 ¹ / ₄ "	± 9 mm	Matte Sensitech R10 B
75x150 cm - 29 ¹ / ₂ "x59"	± 9 mm	Matte Sensitech R10 B
75x75 cm - 29 ¹ / ₂ "x29 ¹ / ₂ "	± 9 mm	Matte Sensitech R10 B
60x60 cm - 23 ⁵ / ₈ "x23 ⁵ / ₈ "	± 9 mm	Matte Sensitech R10 B
30x60 cm - 11 ³ / ₄ "x23 ⁵ / ₈ "	± 9 mm	Matte Sensitech R10 B

LARGE SIZES P. 304

OUTDOOR AND WET AREAS

60x120 cm - 23 ⁵ / ₈ "x47 ¹ / ₄ "	± 9 mm	Grip Sensitech R11 C
60x60 cm - 23 ⁵ / ₈ "x23 ⁵ / ₈ "	± 9 mm	Grip Sensitech R11 C
120x240 cm - 47 ¹ / ₄ "x94 ¹ / ₂ "	± 20 mm	Outdoor Sensitech R11 C *
120x120 cm - 47 ¹ / ₄ "x47 ¹ / ₄ "	± 20 mm	Outdoor Sensitech R11 C
60x120 cm - 23 ⁵ / ₈ "x47 ¹ / ₄ "	± 20 mm	Outdoor Sensitech R11 C
60x90 cm - 23 ⁵ / ₈ "x35 ⁵ / ₈ "	± 20 mm	Outdoor Sensitech R11 C
60x60 cm - 23 ⁵ / ₈ "x23 ⁵ / ₈ "	± 20 mm	Outdoor Sensitech R11 C

atlasPLAN

160x320 cm - 63"x126"	± 6 mm	Hammered R9 A
-----------------------	--------	---------------

SLABS FOR COUNTERTOPS & FURNITURE

162x324 cm - 63 ³ / ₄ "x127 ¹ / ₂ " NON-RECTIFIED	± 12 mm	Hammered
--	---------	----------

*Elegant surface

INDEX



PRODUCT FINDER



SURFACE RANGE



COMPANY



COLLECTIONS



3D WALL
CONCRETE & RESIN LOOK
MARBLE LOOK
STONE LOOK
WOOD LOOK

LARGE SIZES



SLABS FOR COUNTERTOPS & FURNITURE



FURNITURE



FACADES

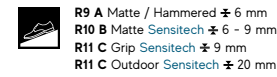
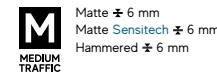


TECHNICAL SPECIFICATIONS













Boost Mineral

Porcelain Tiles




MATTE SURFACE

Floor Wall






 <p>± 6 mm 160x320 cm - 63"x126" AKGA Boost Mineral Grey Hammered</p>	 <p>± 6 mm 120x278 cm - 47 1/4"x109 1/2" AHWZ Boost Mineral Smoke Elegant AHWØ Boost Mineral Tarmac Elegant AHWW Boost Mineral White Elegant AHWX Boost Mineral Pearl Elegant AHWY Boost Mineral Grey Elegant</p>	 <p>± 6 mm 60x120 cm - 23 5/8"x47 1/4" ALSX Boost Mineral Pearl Elegant</p>	 <p>± 9 mm 120x240 cm - 47 1/4"x94 1/2" AHW4 Boost Mineral Smoke Elegant AHW5 Boost Mineral Tarmac Elegant AHW1 Boost Mineral White Elegant AHW2 Boost Mineral Pearl Elegant AHW3 Boost Mineral Grey Elegant</p>	 <p>± 9 mm 120x120 cm - 47 1/4"x47 1/4" AHT9 Boost Mineral Smoke AHUA Boost Mineral Tarmac AHT6 Boost Mineral White AHT7 Boost Mineral Pearl AHT8 Boost Mineral Grey</p>
 <p>± 9 mm 60x120 cm - 23 5/8"x47 1/4" AHUE Boost Mineral Smoke AHUF Boost Mineral Tarmac AHUB Boost Mineral White AHUC Boost Mineral Pearl AHUD Boost Mineral Grey</p>	 <p>± 9 mm 60x60 cm - 23 5/8"x23 5/8" AHW9 Boost Mineral Smoke AHXA Boost Mineral Tarmac AHW6 Boost Mineral White AHW7 Boost Mineral Pearl AHW8 Boost Mineral Grey</p>	 <p>± 9 mm 30x60 cm - 11 5/8"x23 5/8" AH2V Boost Mineral Smoke AH2W Boost Mineral Tarmac AH2S Boost Mineral White AH2T Boost Mineral Pearl AH2U Boost Mineral Grey</p>	 <p>± 9 mm 75x150 cm - 29 1/2"x59" AHWU Boost Mineral Smoke AHVV Boost Mineral Tarmac AHWS Boost Mineral White AHWT Boost Mineral Pearl AHSD Boost Mineral Grey</p>	 <p>± 9 mm 75x75 cm - 29 1/2"x29 1/2" AHXE Boost Mineral Smoke AHXF Boost Mineral Tarmac AHXB Boost Mineral White AHXC Boost Mineral Pearl AHXD Boost Mineral Grey</p>

GRIP SURFACE

Outdoor

 <p>± 9 mm 60x120 cm - 23 5/8"x47 1/4" AHXJ Boost Mineral Smoke Grip AHXK Boost Mineral Tarmac Grip AHXG Boost Mineral White Grip AHXH Boost Mineral Pearl Grip AHXI Boost Mineral Grey Grip</p>	 <p>± 9 mm 60x60 cm - 23 5/8"x23 5/8" AHXO Boost Mineral Smoke Grip AHXP Boost Mineral Tarmac Grip AHXL Boost Mineral White Grip AHXM Boost Mineral Pearl Grip AHXN Boost Mineral Grey Grip</p>
--	--

OUTDOOR ± 20 mm

 <p>± 20 mm 120x240 cm - 47 1/4"x94 1/2" AH34 Boost Mineral Grey Elegant 20 mm</p>	 <p>± 20 mm 120x120 cm - 47 1/4"x47 1/4" AH37 Boost Mineral Smoke 20 mm AH38 Boost Mineral Tarmac 20 mm AH35 Boost Mineral White 20 mm AH36 Boost Mineral Grey 20 mm</p>	 <p>± 20 mm 60x120 cm - 23 5/8"x47 1/4" AH4B Boost Mineral Smoke 20 mm AH4C Boost Mineral Tarmac 20 mm AH39 Boost Mineral White 20 mm AH4A Boost Mineral Grey 20 mm</p>	 <p>± 20 mm 60x90 cm - 23 5/8"x35 3/8" AH4F Boost Mineral Smoke 20 mm AH4G Boost Mineral Tarmac 20 mm AH4D Boost Mineral White 20 mm AH4E Boost Mineral Grey 20 mm</p>	 <p>± 20 mm 60x60 cm - 23 5/8"x23 5/8" AH4J Boost Mineral Smoke 20 mm AH4K Boost Mineral Tarmac 20 mm AH4H Boost Mineral White 20 mm AH4I Boost Mineral Grey 20 mm</p>
--	---	--	--	---

TRIM TILES P. 300	Battiscopa		Gradino *		Scalino *		Scalino Ang. *	Battiscopa Sag. Scala *	Davanzale / Soglia *	Elemento L	Corner * ± 6 mm	Corner A.E * ± 6 mm			
	7,2x150 cm 2 7/8"x59"	7,2x120 cm 2 7/8"x47 1/4"	7,2x60 cm 2 7/8"x23 5/8"	30x120 cm 11 7/8"x47 1/4"	30x60 cm 11 7/8"x23 5/8"	33x150 cm 13"x59"	33x120 cm 13"x47 1/4"	33x60 cm 13"x23 5/8"	33x33 cm 13"x13"	7,2x30 cm 2 7/8"x11 7/8"	max 315x50 H.4 cm 124"x19 1/8" H.1 1/8"	33x120 H. 4 cm 13"x47 1/4" H. 1 1/8"	1x120 cm 3/8"x47 1/4"	1x1 cm 3/8"x1/8"	
	Matte	Matte	Matte	Matte	Matte	Matte	Matte	Matte	Matte	Grip	Matte	Matte			
White	AIIR	AIK	AIIA	AJUC	AIJ7	AJW	AJUR	AJUM	AJ1	AIW	AI1	•	AJUH	AJ6	AIKB
Pearl	AIIS	AIIL	AIIB	AJUD	AIJ8	AJX	AJUS	AJUN	AJ2	AIW	AI2	•	AJUI	AJ7	AIKC
Grey	AIIT	AIIN	AIIC	AJUE	AIJ9	AJY	AJUT	AJJO	AJ3	AIW	AI4	•	AJUJ	AJ8	AIKD
Smoke	AIIU	AIIO	AIID	AJUF	AJJA	AJZ	AJUU	AJJP	AJ4	AIW	AI5	•	AJUK	AJ9	AIKE
Tarmac	AIIV	AIIP	AIIE	AJUG	AJJB	AJØ	AJUV	AJJQ	AJ5	AIØ	AI6	•	AJUL	AIKA	AIKF

* These parts are supplied to order - I pezzi sono disponibili su ordinazione - Les pièces sont disponibles sur commande - Die Teile sind auf Bestellung lieferbar - Las piezas se hacen por encargo - Идетовляются на заказ



WHITE




PEARL



GREY



SMOKE



TARMAC

INDEX

PRODUCT FINDER

SURFACE RANGE

COMPANY

COLLECTIONS

- 3D WALL
- CONCRETE & RESIN LOOK
- MARBLE LOOK
- STONE LOOK
- WOOD LOOK

LARGE SIZES

SLABS FOR COUNTERTOPS & FURNITURE

FURNITURE

FACADES

TECHNICAL SPECIFICATIONS


Boost Mineral

Porcelain Tiles

DECOR RANGE




AIGS Boost Mineral White
Mosaico Matte
30x30 - 1¹/₄"x1¹/₄"




AIGT Boost Mineral Pearl
Mosaico Matte
30x30 - 1¹/₄"x1¹/₄"



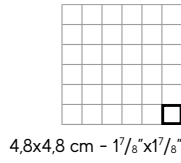
AIGU Boost Mineral Grey
Mosaico Matte
30x30 - 1¹/₄"x1¹/₄"



AIGW Boost Mineral Smoke
Mosaico Matte
30x30 - 1¹/₄"x1¹/₄"



AIGX Boost Mineral Tarmac
Mosaico Matte
30x30 - 1¹/₄"x1¹/₄"



AIGY Boost Mineral White
Brick
30x60 - 1¹/₄"x23³/₈"




AIGZ Boost Mineral Pearl
Brick
30x60 - 1¹/₄"x23³/₈"




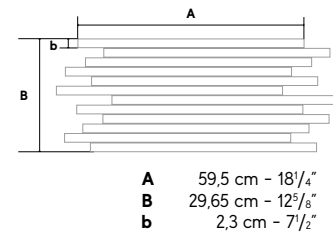
AIGØ Boost Mineral Grey
Brick
30x60 - 1¹/₄"x23³/₈"




AIG2 Boost Mineral Smoke
Brick
30x60 - 1¹/₄"x23³/₈"




AIG3 Boost Mineral Tarmac
Brick
30x60 - 1¹/₄"x23³/₈"




AIHG Boost Mineral White
Domino Lux ^(*)
35x29,2 - 13³/₄"x11¹/₂"




AIHH Boost Mineral Pearl
Domino Lux ^(*)
35x29,2 - 13³/₄"x11¹/₂"



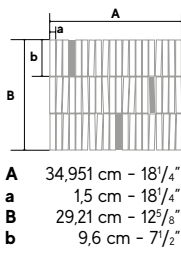
AIHI Boost Mineral Grey
Domino Lux ^(*)
35x29,2 - 13³/₄"x11¹/₂"



AIHJ Boost Mineral Smoke
Domino Lux ^(*)
35x29,2 - 13³/₄"x11¹/₂"



AIHK Boost Mineral Tarmac
Domino Lux ^(*)
35x29,2 - 13³/₄"x11¹/₂"



DECOR RANGE



AIG4 Boost Mineral White
Venus Lux ^(*)
60x120 - 23³/₈"x47¹/₄"




AIG5 Boost Mineral Pearl
Venus Lux ^(*)
60x120 - 23³/₈"x47¹/₄"



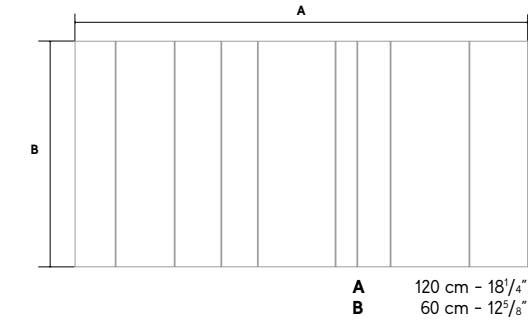
AIG7 Boost Mineral Grey
Venus Lux ^(*)
60x120 - 23³/₈"x47¹/₄"



AIG8 Boost Mineral Smoke
Venus Lux ^(*)
60x120 - 23³/₈"x47¹/₄"



AIG9 Boost Mineral Tarmac
Venus Lux ^(*)
60x120 - 23³/₈"x47¹/₄"



^(*) Application of decorative materials. The use of a common mild detergent is recommended. Avoid using acidic or alkaline products, waxes, steel wool, or abrasives. / Applicazione di materie decorative.

Si consiglia l'utilizzo di un comune detergente neutro. Evitare l'utilizzo di prodotti acidi o alcalini, ceranti e pagliette di metallo o abrasive. / Application de matériaux décoratifs. Nous conseillons l'emploi de détergents neutres courants. Éviter l'utilisation de cires et de produits acides ou alcalins, ainsi que les pailles métalliques ou abrasives. / Dekorationsmaterial. Es empfiehlt sich, ein haushaltsübliches, neutrales Reinigungsmittel zu verwenden. Saure oder alkalische Produkte, Wachs sowie Stahlwolle- bzw. Scheuerschwämme sind zu vermeiden. / Aplicación de materiales decorativos. Recomendamos utilizar un detergente neutro común. Hay que evitar el uso de productos ácidos o alcalinos, ceras y estropajos de metal o abrasivos. / Применение декоративных материалов. Рекомендуется чистить обычным нейтральным моющим средством. Не рекомендуется использовать кислотные, щелочные, восковые средства, а также металлические мочалки.

^(*) Engraved mosaic. For best results it is advisable to completely plaster the engravings. / Mosaico inciso, per risultato ottimale si consiglia di stuccare completamente le incisioni. / Mosaïque gravée; pour de meilleurs résultats, il est recommandé de remplir complètement les gravures. / Graviertes Mosaik; für ein optimales Resultat sollten die Gravuren vollständig verspachtelt werden. / Mosaico grabado, para obtener los mejores resultados se recomienda enmasillar el grabado en su totalidad. / Высеченная мозаика. Для оптимального результата рекомендуется полностью заделать углубления затиркой.

Boost Mineral

Porcelain Tiles

DECOR RANGE



AIHN Boost Mineral White
Slice A ⁽¹⁾
60x120 - 23⁵/₈"x47¹/₄" ± 20 mm Matte Sensitech




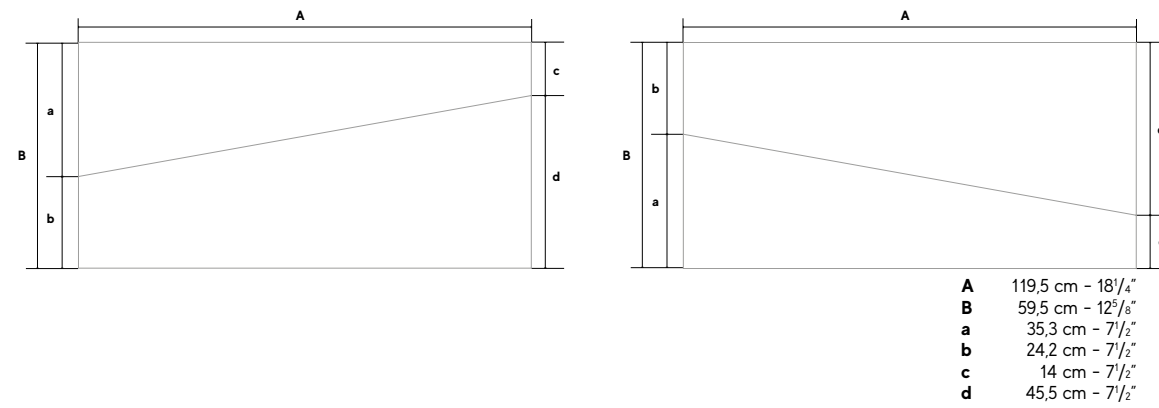
AIHR Boost Mineral White
Slice B ⁽¹⁾
60x120 - 23⁵/₈"x47¹/₄" ± 20 mm Matte Sensitech




AIHO Boost Mineral Grey
Slice A ⁽¹⁾
60x120 - 23⁵/₈"x47¹/₄" ± 20 mm Matte Sensitech




AIHS Boost Mineral Grey
Slice B ⁽¹⁾
60x120 - 23⁵/₈"x47¹/₄" ± 20 mm Matte Sensitech




AIHP Boost Mineral Smoke
Slice A ⁽¹⁾
60x120 - 23⁵/₈"x47¹/₄" ± 20 mm Matte Sensitech



AIHT Boost Mineral Smoke
Slice B ⁽¹⁾
60x120 - 23⁵/₈"x47¹/₄" ± 20 mm Matte Sensitech



AIHQ Boost Mineral Tarmac
Slice A ⁽¹⁾
60x120 - 23⁵/₈"x47¹/₄" ± 20 mm Matte Sensitech



AIHU Boost Mineral Tarmac
Slice B ⁽¹⁾
60x120 - 23⁵/₈"x47¹/₄" ± 20 mm Matte Sensitech




⁽¹⁾ We recommend "dry" installation on gravel and/or grass. / Si consiglia posa "a secco" su ghiaia e/o erba. / Pose « à sec » sur gravillons et/ou herbe conseillée. / Es wird eine Trockenverlegung auf Kies bzw. Rasen empfohlen. / Se recomienda colocación «en seco» sobre grava o hierba. / Рекомендуется «сухая» укладка на гравий и/или траву.

Boost Mix



- Floor
- Wall
- Decors
- Outdoor
- Bathroom furniture
- Facades



Porcelain Tiles RECTIFIED MONOCALIBER

Sizes	Thickness	Surface finish
120x278 cm - 47 1/4" x 109 1/2"	± 6 mm	Matte R9 A
120x120 cm - 47 1/4" x 47 1/4"	± 9 mm	Matte Sensitech R10 B
60x120 cm - 23 5/8" x 47 1/4"	± 9 mm	Matte Sensitech R10 B
60x60 cm - 23 5/8" x 23 5/8"	± 9 mm	Matte Sensitech R10 B
30x60 cm - 11 3/4" x 23 5/8"	± 9 mm	Matte Sensitech R10 B

LARGE SIZES P. 304

OUTDOOR AND WET AREAS

30x60 cm - 11 3/4" x 23 5/8"	± 9 mm	Grip Sensitech R11 C
120x120 cm - 47 1/4" x 47 1/4"	± 20 mm	Outdoor Sensitech R11 C
60x120 cm - 23 5/8" x 47 1/4"	± 20 mm	Outdoor Sensitech R11 C
60x60 cm - 23 5/8" x 23 5/8"	± 20 mm	Outdoor Sensitech R11 C

INDEX

PRODUCT FINDER

SURFACE RANGE

COMPANY

COLLECTIONS

- 3D WALL
- CONCRETE & RESIN LOOK
- MARBLE LOOK
- STONE LOOK
- WOOD LOOK

LARGE SIZES

SLABS FOR COUNTERTOPS & FURNITURE

FURNITURE

FACADES

TECHNICAL SPECIFICATIONS

Boost Mix

Porcelain Tiles



Matte ± 6 mm



Matte Sensitech ± 9 mm
Grip Sensitech ± 9 mm
Outdoor Sensitech ± 20 mm




R9 A Matte ± 6 mm
R10 B Matte Sensitech ± 9 mm
R11 C Grip Sensitech ± 9 mm
R11 C Outdoor Sensitech ± 20 mm



V3 Moderate Variation

MATTE SURFACE

Floor Wall



± 6 mm
120x278 cm - 47¹/₄"x109¹/₂"
A8Y7 Boost Mix Ivory
A8Y8 Boost Mix Pearl
A8Y9 Boost Mix Smoke



± 9 mm Sensitech
120x120 cm - 47¹/₄"x47¹/₄"
A8XD Boost Mix Ivory
A8XE Boost Mix Pearl
A8XF Boost Mix Smoke



± 9 mm Sensitech
60x120 cm - 23⁵/₈"x47¹/₄"
A8ØI Boost Mix Ivory
A8ØJ Boost Mix Pearl
A8ØK Boost Mix Smoke



± 9 mm Sensitech
60x60 cm - 23⁵/₈"x23⁵/₈"
A8ØL Boost Mix Ivory
A8ØM Boost Mix Pearl
A8ØN Boost Mix Smoke



± 9 mm Sensitech
30x60 cm - 11³/₄"x23⁵/₈"
A8ØO Boost Mix Ivory
A8ØP Boost Mix Pearl
A8ØQ Boost Mix Smoke


GRIP SURFACE

OUTDOOR ± 20 mm

Outdoor



± 9 mm Sensitech
30x60 cm - 11³/₄"x23⁵/₈"
A8ØR Boost Mix Ivory Grip
A8ØS Boost Mix Pearl Grip
A8ØT Boost Mix Smoke Grip



± 20 mm Sensitech
120x120 cm - 47¹/₄"x47¹/₄"
A84U Boost Mix Ivory 20 mm
A84V Boost Mix Pearl 20 mm
A84W Boost Mix Smoke 20 mm



± 20 mm Sensitech
60x120 cm - 23⁵/₈"x47¹/₄"
A84R Boost Mix Ivory 20 mm
A84S Boost Mix Pearl 20 mm
A84T Boost Mix Smoke 20 mm



± 20 mm Sensitech
60x60 cm - 23⁵/₈"x23⁵/₈"
A84O Boost Mix Ivory 20 mm
A84P Boost Mix Pearl 20 mm
A84Q Boost Mix Smoke 20 mm

TRIM TILES P. 300


	Battiscopa		Gradino *		Scalino *		Scalino Ang.*	Battiscopa Sag. Scala *		Davanzale / Soglia *		Elemento L	Corner * ± 6 mm	Corner A.E.* ± 6 mm
	7,2x120 cm 2 ⁷ / ₈ "x47 ¹ / ₄ "	7,2x60 cm 2 ⁷ / ₈ "x23 ⁵ / ₈ "	30x120 cm 11 ³ / ₄ "x47 ¹ / ₄ "	30x60 cm 11 ³ / ₄ "x23 ⁵ / ₈ "	33x120 cm 13"x47 ¹ / ₄ "	33x60 cm 13"x23 ⁵ / ₈ "	33x33 cm 13"x13"	7,2x30 cm 2 ⁷ / ₈ "x11 ³ / ₄ "		max 315x50 H.4 cm 124"x19" ¹ / ₂ " H.1 ¹ / ₈ "	15x60 H.4 cm 5 ⁷ / ₈ "x23 ⁵ / ₈ " H.1 ¹ / ₈ "		1x120 cm 3 ⁷ / ₈ "x47 ¹ / ₄ "	1x1 cm 3 ⁷ / ₈ "x3 ⁷ / ₈ "
	Matte	Matte	Matte	Matte	Matte	Matte	Matte	Matte		Matte	Grip	Matte	Matte	Matte
Ivory	A83O	A83L	A832	A83X	A838	A835	A84C					A84F	A84I	A84L
Pearl	A83P	A83M	A833	A83Y	A839	A836	A84D					A84G	A84J	A84M
Smoke	A83Q	A83N	A834	A83Z	A84B	A837	A84E					A84H	A84K	A84N

* These parts are supplied to order - I pezzi sono disponibili su ordinazione - Les pièces sont disponibles sur commande - Die Teile sind auf Bestellung lieferbar - Las piezas se hacen por encargo - Идетовляються на заказ

Sensitech P.402

Porcelain Tiles


DECOR RANGE



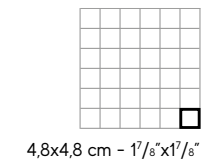
A829 Boost Mix Ivory
Mosaico Matte
30x30 - 11³/₄"x11³/₄"




A83G Boost Mix Pearl
Mosaico Matte
30x30 - 11³/₄"x11³/₄"




A83H Boost Mix Smoke
Mosaico Matte
30x30 - 11³/₄"x11³/₄"




4,8x4,8 cm - 1⁷/₈"x1⁷/₈"



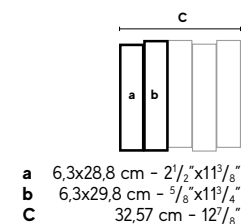
A83I Boost Mix Ivory
Mosaico Slide ⁽¹⁾
29x32,6 - 11³/₈"x12¹/₈"



A83J Boost Mix Pearl
Mosaico Slide ⁽¹⁾
29x32,6 - 11³/₈"x12¹/₈"



A83K Boost Mix Smoke
Mosaico Slide ⁽¹⁾
29x32,6 - 11³/₈"x12¹/₈"



a 6,3x28,8 cm - 2¹/₂"x11³/₈"
b 6,3x29,8 cm - 2⁵/₈"x11³/₈"
c 32,57 cm - 12⁷/₈"

INDEX



PRODUCT FINDER



SURFACE RANGE



COMPANY



COLLECTIONS



3D WALL
CONCRETE & RESIN LOOK
MARBLE LOOK
STONE LOOK
WOOD LOOK

LARGE SIZES



SLABS FOR COUNTERTOPS & FURNITURE



FURNITURE



FACADES



TECHNICAL SPECIFICATIONS



⁽¹⁾ For the best performance of the mosaic we recommend the use of epoxy mortars (class RG - EN 13888/ISO 13007) or decorative resins-cement, following the manufacturer's instructions. - Al fine di ottenere una resa ottimale del mosaico, è consigliato l'utilizzo di malte epossidiche (classe RG - EN 13888/ISO 13007) o di resine cementizie attendendosi alle indicazioni di utilizzo fornite dal produttore. - Afin d'obtenir un rendu optimal de la mosaïque, nous vous conseillons d'utiliser des mortiers époxy (classe RG - EN 13888/ISO 13007) ou des résines à base de ciment, en suivant les indications d'utilisation fournies par le fabricant. - Um das Mosaik optimal zur Geltung zu bringen, empfehlen wir die Verwendung von Epoxidharzfugenmörtel (Klasse RG - EN 13888/ISO 13007) oder von vergüteten Fugenmörteln unter Beachtung der vom Hersteller angegebenen Verwendungshinweise. - Para obtener un rendimiento óptimo del mosaico, se aconseja utilizar mortero epoxi (clase RG - EN 13888/ISO 13007) o resinas de cemento siguiendo las indicaciones entregadas por el fabricante. - Для наилучшего эстетического результата при укладке мозаики рекомендуется использовать эпоксидные растворы (класс RG - EN 13888/ISO 13007) или полимерцемент, соблюдая инструкции производителя.

Boost Stone

COLLECTION
CATALOG



VIDEO



- Floor
- Wall
- Decors
- Outdoor
- Bathroom furniture
- Facades



Porcelain Tiles RECTIFIED MONOCALIBER

Sizes	Thickness	Surface finish
120x278 cm - 47 ¹ / ₄ "x109 ¹ / ₂ "	± 6 mm	Matte R9 A
120x120 cm - 47 ¹ / ₄ "x47 ¹ / ₄ "	± 9 mm	Matte Sensitech R10 B
60x120 cm - 23 ⁵ / ₈ "x47 ¹ / ₄ "	± 6 mm	Matte Sensitech R10 B
60x120 cm - 23 ⁵ / ₈ "x47 ¹ / ₄ "	± 9 mm	Matte Sensitech R10 B
60x60 cm - 23 ⁵ / ₈ "x23 ⁵ / ₈ "	± 9 mm	Matte Sensitech R10 B
30x60 cm - 11 ³ / ₄ "x23 ⁵ / ₈ "	± 9 mm	Matte Sensitech R10 B

LARGE SIZES P. 304

OUTDOOR AND WET AREAS

60x120 cm - 23 ⁵ / ₈ "x47 ¹ / ₄ "	± 9 mm	Grip Sensitech R11 C
30x60 cm - 11 ³ / ₄ "x23 ⁵ / ₈ "	± 9 mm	Grip Sensitech R11 C
120x120 cm - 47 ¹ / ₄ "x47 ¹ / ₄ "	± 20 mm	Outdoor Sensitech R11 C
60x120 cm - 23 ⁵ / ₈ "x47 ¹ / ₄ "	± 20 mm	Outdoor Sensitech R11 C
60x60 cm - 23 ⁵ / ₈ "x23 ⁵ / ₈ "	± 20 mm	Outdoor Sensitech R11 C

atlasPLAN

160x320 cm - 63"x126"	± 6 mm	Hammered R9 A
-----------------------	--------	----------------------

SLABS FOR COUNTERTOPS & FURNITURE

162x324 cm - 63 ³ / ₄ "x127 ¹ / ₂ " NON-RECTIFIED	± 12 mm	Hammered
--	---------	----------

INDEX



PRODUCT
FINDER



SURFACE
RANGE



COMPANY



COLLECTIONS



3D WALL
CONCRETE & RESIN LOOK
MARBLE LOOK
STONE LOOK
WOOD LOOK

LARGE SIZES



SLABS FOR
COUNTERTOPS
& FURNITURE



FURNITURE



FACADES

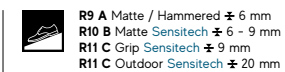


TECHNICAL
SPECIFICATIONS



Boost Stone

Porcelain Tiles



MATTE SURFACE

Floor Wall



± 6 mm
160x320 cm - 63"x126"

AJRX B.Stone Ivory Hammered



± 6 mm
120x278 cm - 47 1/4"x109 1/2"

A6R7 B.Stone White
A6SC B.Stone Pearl
A6SD B.Stone Grey
A6SE B.Stone Smoke
A6SG B.Stone Tarmac

A6R8 B.Stone Ivory
A6R9 B.Stone Cream
A6SA B.Stone Clay
A6SB B.Stone Taupe
A6SF B.Stone Tobacco



Sensitech
± 6 mm
60x120 cm - 23 5/8"x47 1/4"

AKQL B.Stone White
AKQN B.Stone Pearl
AKQM B.Stone Ivory



Sensitech
± 9 mm
120x120 cm - 47 1/4"x47 1/4"

A6QS B.Stone White
A6QX B.Stone Pearl
A6QY B.Stone Grey
A6L8 B.Stone Smoke
A6QØ B.Stone Tarmac
A6QT B.Stone Ivory
A6QU B.Stone Cream
A6QV B.Stone Clay
A6QW B.Stone Taupe
A6QZ B.Stone Tobacco



Sensitech
± 9 mm
60x120 cm - 23 5/8"x47 1/4"

A6Q2 B.Stone White
A6Q7 B.Stone Pearl
A6Q8 B.Stone Grey
A6Q9 B.Stone Smoke
A6RB B.Stone Tarmac
A6Q3 B.Stone Ivory
A6Q4 B.Stone Cream
A6Q5 B.Stone Clay
A6Q6 B.Stone Taupe
A6RA B.Stone Tobacco



Sensitech
± 9 mm
60x60 cm - 23 5/8"x23 5/8"

A6RC B.Stone White
A6RL B.Stone Pearl
A6RM B.Stone Grey
A6RN B.Stone Smoke
A6RP B.Stone Tarmac
A6RD B.Stone Ivory
A6RI B.Stone Cream
A6RJ B.Stone Clay
A6RK B.Stone Taupe
A6RO B.Stone Tobacco



Sensitech
± 9 mm
30x60 cm - 11 1/4"x23 5/8"

A6RX B.Stone White
A6R2 B.Stone Pearl
A6R3 B.Stone Grey
A6R4 B.Stone Smoke
A6R6 B.Stone Tarmac
A6RY B.Stone Ivory
A6RZ B.Stone Cream
A6RØ B.Stone Clay
A6R1 B.Stone Taupe
A6R5 B.Stone Tobacco

GRIP SURFACE

OUTDOOR ± 20 mm

Outdoor



Sensitech
± 9 mm
60x120 cm - 23 5/8"x47 1/4"

A66R B.Stone White Grip
A66W B.Stone Pearl Grip
A66X B.Stone Grey Grip
A66Y B.Stone Smoke Grip
A66Ø B.Stone Tarmac Grip
A66S B.Stone Ivory Grip
A66T B.Stone Cream Grip
A66U B.Stone Clay Grip
A66V B.Stone Taupe Grip
A66Z B.Stone Tobacco Grip



Sensitech
± 9 mm
30x60 cm - 11 1/4"x23 5/8"

A661 B.Stone White Grip
A666 B.Stone Pearl Grip
A667 B.Stone Grey Grip
A668 B.Stone Smoke Grip
A67A B.Stone Tarmac Grip
A662 B.Stone Ivory Grip
A663 B.Stone Cream Grip
A664 B.Stone Clay Grip
A665 B.Stone Taupe Grip
A669 B.Stone Tobacco Grip



Sensitech
± 20 mm
120x120 cm - 47 1/4"x47 1/4"

A67M B.Stone White 20 mm
A67P B.Stone Grey 20 mm
A711 B.Stone Smoke 20 mm
A67Q B.Stone Tarmac 20 mm
A67N B.Stone Cream 20 mm
A67O B.Stone Clay 20 mm



Sensitech
± 20 mm
60x120 cm - 23 5/8"x47 1/4"

A67R B.Stone White 20 mm
A67U B.Stone Grey 20 mm
A71J B.Stone Smoke 20 mm
A67V B.Stone Tarmac 20 mm
A67S B.Stone Cream 20 mm
A67T B.Stone Clay 20 mm

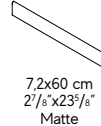


Sensitech
± 20 mm
60x60 cm - 23 5/8"x23 5/8"

A67W B.Stone White 20 mm
A67Z B.Stone Grey 20 mm
A71K B.Stone Smoke 20 mm
A67Ø B.Stone Tarmac 20 mm
A67X B.Stone Cream 20 mm
A67Y B.Stone Clay 20 mm

TRIM TILES P. 300

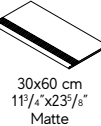
Battiscopa



7,2x60 cm
2 7/8"x23 5/8"
Matte

White A7NC
Pearl A7NH
Grey A7NI
Smoke A7NJ
Tarmac A7NL
Ivory A7ND
Cream A7NE
Clay A7NF
Taupe A7NG
Tobacco A7NK

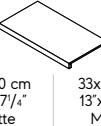
Gradino *



30x60 cm
11 1/4"x23 5/8"
Matte

A7N6 A7OB A7OC A7OD A7OF A7N7 A7N8 A7N9 A7OA A7OE

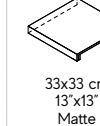
Scalino *



33x120 cm
13"x47 1/4"
Matte

A7OQ A7OV A7OW A7OX A7OZ A7OH A7OS A7OT A7OU A7OK

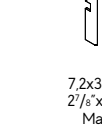
Scalino Ang.*



33x33 cm
13"x13"
Matte

A7OØ A7O5 A7O6 A7O7 A7O9 A7O1 A7O2 A7O3 A7O4 A7O8

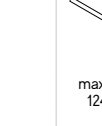
Battiscopa Sag. Scala *



7,2x30 cm
2 7/8"x11 1/4"
Matte

DX A7NW A7N1 A7N2 A7N3 A7N5 A7NX A7NY A7NZ A7N4

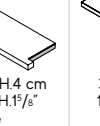
Davanzale / Soglia *



max 315x50 H 4 cm
124"x19 1/2" H 1 1/2"
Matte

A7NM A7NR A7NS A7NT A7NV A7NN A7NO A7NP A7NQ A7NU

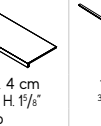
Elemento L



33x120 H. 4 cm
13"x47 1/4" H 1 1/2"
Grip

A7PB A7QD A7QE A7QF A7QH A7P9 A7QA A7QB A7QC A7QG

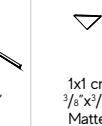
Corner ± 6 mm



1x120 cm
3/8"x47 1/4"
Matte



A7PA A7PF A7PG A7PH A7PJ A7PB A7PC A7PD A7PE A7PI

Corner A.E ± 6 mm



1x1 cm
3/8"x3/8"
Matte

A7PK A7PP A7PQ A7PR A7PT A7PL A7PM A7PN A7PO A7PS



Boost Stone

Porcelain Tiles

DECOR RANGE



A7C3 Boost Stone White
Mosaico Brick
30x60 cm - 11¹/₄"x23³/₈"

A7C4 Boost Stone Ivory
Mosaico Brick
30x60 cm - 11¹/₄"x23³/₈"



A7C8 Boost Stone Pearl
Mosaico Brick
30x60 cm - 11¹/₄"x23³/₈"

A7C5 Boost Stone Cream
Mosaico Brick
30x60 cm - 11¹/₄"x23³/₈"



A7C9 Boost Stone Grey
Mosaico Brick
30x60 cm - 11¹/₄"x23³/₈"

A7C6 Boost Stone Clay
Mosaico Brick
30x60 cm - 11¹/₄"x23³/₈"




A7DA Boost Stone Smoke
Mosaico Brick
30x60 cm - 11¹/₄"x23³/₈"

A7C7 Boost Stone Taupe
Mosaico Brick
30x60 cm - 11¹/₄"x23³/₈"



A7DC Boost Stone Tarmac
Mosaico Brick
30x60 cm - 11¹/₄"x23³/₈"

A7DB Boost Stone Tobacco
Mosaico Brick
30x60 cm - 11¹/₄"x23³/₈"



A 3,9x60 cm - 1¹/₂"x23³/₈"
B 1,7x60 cm - 5¹/₈"x23³/₈"
C 4,6x60 cm - 1¹/₄"x23³/₈"



A7DD Boost Stone White
Mosaico Matte
30x30 cm - 11¹/₄"x11¹/₄"

A7DI Boost Stone Pearl
Mosaico Matte
30x30 cm - 11¹/₄"x11¹/₄"

A7DJ Boost Stone Grey
Mosaico Matte
30x30 cm - 11¹/₄"x11¹/₄"

A7DK Boost Stone Smoke
Mosaico Matte
30x30 cm - 11¹/₄"x11¹/₄"

A7DM Boost Stone Tarmac
Mosaico Matte
30x30 cm - 11¹/₄"x11¹/₄"



A7DE Boost Stone Ivory
Mosaico Matte
30x30 cm - 11¹/₄"x11¹/₄"

A7DF Boost Stone Cream
Mosaico Matte
30x30 cm - 11¹/₄"x11¹/₄"

A7DG Boost Stone Clay
Mosaico Matte
30x30 cm - 11¹/₄"x11¹/₄"

A7DH Boost Stone Taupe
Mosaico Matte
30x30 cm - 11¹/₄"x11¹/₄"

A7DL Boost Stone Tobacco
Mosaico Matte
30x30 cm - 11¹/₄"x11¹/₄"



A67I Boost Stone White
Mosaico Hex
25x28,5 cm - 9⁷/₈"x11¹/₄"

A7CY Boost Stone Pearl
Mosaico Hex
25x28,5 cm - 9⁷/₈"x11¹/₄"

A7CZ Boost Stone Grey
Mosaico Hex
25x28,5 cm - 9⁷/₈"x11¹/₄"

A7CØ Boost Stone Smoke
Mosaico Hex
25x28,5 cm - 9⁷/₈"x11¹/₄"

A7C2 Boost Stone Tarmac
Mosaico Hex
25x28,5 cm - 9⁷/₈"x11¹/₄"



A7CU Boost Stone Ivory
Mosaico Hex
25x28,5 cm - 9⁷/₈"x11¹/₄"

A7CV Boost Stone Cream
Mosaico Hex
25x28,5 cm - 9⁷/₈"x11¹/₄"

A7CW Boost Stone Clay
Mosaico Hex
25x28,5 cm - 9⁷/₈"x11¹/₄"


A7CX Boost Stone Taupe
Mosaico Hex
25x28,5 cm - 9⁷/₈"x11¹/₄"

A7C1 Boost Stone Tobacco
Mosaico Hex
25x28,5 cm - 9⁷/₈"x11¹/₄"



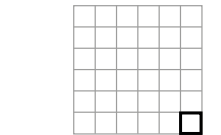
A7DO Boost Stone
Mosaico Cube Warm
30x30 cm - 11¹/₄"x11¹/₄"

Warm:
Boost Stone Cream
Boost Stone Clay
Boost Stone Ivory
Boost Pro Ivory

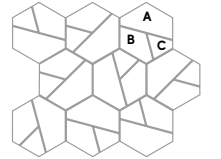


A7DN Boost Stone
Mosaico Cube Cold
30x30 cm - 11¹/₄"x11¹/₄"

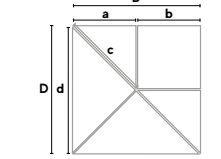
Cold:
Boost Stone Smoke
Boost Stone Grey
Boost Stone Pearl
Boost Pearl



4,8x4,8 cm - 1⁷/₈"x1⁷/₈"



A 9,7x3,8 cm - 3⁷/₈"x1¹/₂"
B 4,8x3,8 cm - 1⁷/₈"x1¹/₂"
C 4,6x3,6 cm - 1¹/₄"x1¹/₈"



A 29,8 cm - 11¹/₄"
a 14,6 cm - 5³/₄"
b 14,8 cm - 5⁷/₈"
c 20,8 cm - 8¹/₄"
D 29,8 cm - 11¹/₄"
d 29,5 cm - 11¹/₈"

INDEX

PRODUCT FINDER

SURFACE RANGE

COMPANY

COLLECTIONS

- 3D WALL
- CONCRETE & RESIN LOOK
- MARBLE LOOK
- STONE LOOK
- WOOD LOOK

LARGE SIZES

SLABS FOR COUNTERTOPS & FURNITURE

FURNITURE

FACADES

TECHNICAL SPECIFICATIONS

Brave



- Floor
- Wall
- Decors
- Outdoor
- Bathroom furniture
- Facades



Porcelain Tiles RECTIFIED MONOCALIBER

Sizes	Thickness	Surface finish
75x150 cm - 29 1/2" x 59"	± 9 mm	Matte Sensitech R10 B
75x75 cm - 29 1/2" x 29 1/2"	± 9 mm	Matte Sensitech R10 B
45x90 cm - 17 3/4" x 35 3/8"	± 9 mm	Matte Sensitech R10 B
60x60 cm - 23 5/8" x 23 5/8"	± 9 mm	Matte Sensitech R10 B
30x60 cm - 11 3/4" x 23 5/8"	± 9 mm	Matte Sensitech R10 B

OUTDOOR AND WET AREAS

30x60 cm - 11 3/4" x 23 5/8"	± 9 mm	Grip Sensitech R12 C
60x120 cm - 23 5/8" x 47 1/4"	± 20 mm	Outdoor Sensitech R11 C
60x60 cm - 23 5/8" x 23 5/8"	± 20 mm	Outdoor Sensitech R11 C



Wall Tiles RECTIFIED MONOCALIBER

Sizes	Thickness	Surface finish
40x80 cm - 15 3/4" x 31 1/2"	± 8,5 mm	Matte
3D WALL TILES		
40x80 cm - 15 3/4" x 31 1/2"	± 10 mm	Matte

INDEX



PRODUCT FINDER



SURFACE RANGE



COMPANY



COLLECTIONS



3D WALL
CONCRETE & RESIN LOOK
MARBLE LOOK
STONE LOOK
WOOD LOOK

LARGE SIZES



SLABS FOR COUNTERTOPS & FURNITURE



FURNITURE



FACADES



TECHNICAL SPECIFICATIONS



Brave

Porcelain Tiles



Matte Sensitech ± 9 mm
Grip Sensitech ± 9 mm
Outdoor Sensitech ± 20 mm



R10 B Matte Sensitech ± 9 mm
R12 C Grip Sensitech ± 9 mm
R11 C Outdoor Sensitech ± 20 mm



V2 Slight Variation

MATTE SURFACE

Floor Wall

Sensitech
± 9 mm
75x150 cm - 29 1/2"x59"

A7G5 Brave Gypsum
A7G6 Brave Pearl
A7G7 Brave Grey
A7G8 Brave Earth
A7G9 Brave Coke

Sensitech
± 9 mm
75x75 cm - 29 1/2"x29 1/2"

AXAJ Brave Gypsum
AXAK Brave Pearl
AXAL Brave Grey
AXAM Brave Earth
AXAN Brave Coke

Sensitech
± 9 mm
60x60 cm - 23 5/8"x23 5/8"

AW9U Brave Gypsum
AW9V Brave Pearl
AW9W Brave Grey
AW9X Brave Earth
AW9Y Brave Coke

Sensitech
± 9 mm
30x60 cm - 11 3/4"x23 5/8"

D046 Brave Gypsum
D047 Brave Pearl
D048 Brave Grey
D049 Brave Earth
D050 Brave Coke

Sensitech
± 9 mm
45x90 cm - 17 3/4"x35 3/8"

AXAE Brave Gypsum
AXAF Brave Pearl
AXAG Brave Grey
AXAH Brave Earth
AXAI Brave Coke

GRIP SURFACE

OUTDOOR ± 20 mm

Outdoor

Sensitech
± 9 mm
30x60 cm - 11 3/4"x23 5/8"



D051 Brave Gypsum Grip
D052 Brave Pearl Grip
D053 Brave Grey Grip
D054 Brave Earth Grip
D055 Brave Coke Grip

Sensitech
± 20 mm
60x120 cm - 23 5/8"x47 1/4"

AT5I Brave Gypsum 20 mm
AT5J Brave Pearl 20 mm
AT5K Brave Grey 20 mm
AT5L Brave Earth 20 mm
AT5M Brave Coke 20 mm

Sensitech
± 20 mm
60x60 cm - 23 5/8"x23 5/8"

AXAT Brave Gypsum 20 mm
AXAU Brave Pearl 20 mm
AXAV Brave Grey 20 mm
AXAW Brave Earth 20 mm
AXAX Brave Coke 20 mm



TRIM TILES P. 300

	Battiscopa	Gradino *	Scalino *	Scalino *	Scalino Ang.*	Battiscopa Sag. Scala *	Davanzale / Soglia *	Elemento L *				
	7,2x60 2 7/8"x23 5/8"	30x60 11 1/4"x23 5/8"	33x150 13"x59"	33x90 13"x35 3/8"	33x75 13"x29 1/2"	33x60 13"x23 5/8"	33x33 13"x13"	7,2x30 2 7/8"x11 3/4"	max 315x50 H.4 cm 124"x19 1/2" H.1 1/2"	15x60 H.4 5 7/8"x23 5/8" H. 1 1/2"		
	Matte	Matte	Matte	Matte	Matte	Matte	Matte	Grip				
					DX SX	DX SX						
Gypsum	A1IE	A1IJ	AZT9	A1IP	A1IU	A1IZ	A1JA	A1I4	A1JK	A1JF		A1JP
Pearl	A1IF	A1IL	AZUA	A1IQ	A1IV	A1I0	A1JB	A1I5	A1JL	A1JG		A1JQ
Grey	A1IG	A1IM	AIZQ	A1IR	A1IW	A1I1	A1JC	A1I6	A1JM	A1JH		A1JR
Earth	A1IH	A1IN	AZUB	A1IS	A1IX	A1I2	A1JD	A1I7	A1JN	A1JI		A1JS
Coke	A1II	A1IO	AZEW	A1IT	A1IY	A1I3	A1JE	A1I8	A1JO	A1JJ		A1JT

* These parts are supplied to order - I pezzi sono disponibili su ordinazione - Les pièces sont disponibles sur commande - Die Teile sind auf Bestellung lieferbar - Las piezas se hacen por encargo - Изготавливаются на заказ


Brave

Porcelain Tiles

DECOR RANGE




A1FW Brave Gypsum Industrial 3D ⁽¹⁾
44x28,5 - 17³/₈"x11¹/₄"




A1FY Brave Grey Industrial 3D ⁽¹⁾
44x28,5 - 17³/₈"x11¹/₄"




A1FØ Brave Coke Industrial 3D ⁽¹⁾
44x28,5 - 17³/₈"x11¹/₄"



A1FX Brave Pearl Industrial 3D ⁽¹⁾
44x28,5 - 17³/₈"x11¹/₄"



A1FZ Brave Earth Industrial 3D ⁽¹⁾
44x28,5 - 17³/₈"x11¹/₄"



2,4x22 cm - 1"x8⁵/₈"



A1FM Brave Gypsum Mosaico
30x30 - 11³/₈"x11³/₈"




A1FO Brave Grey Mosaico
30x30 - 11³/₈"x11³/₈"



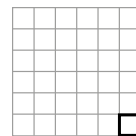
A1FQ Brave Coke Mosaico
30x30 - 11³/₈"x11³/₈"




A1FN Brave Pearl Mosaico
30x30 - 11³/₈"x11³/₈"




A1FP Brave Earth Mosaico
30x30 - 11³/₈"x11³/₈"



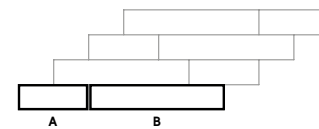
4,8x4,8 cm - 1⁷/₈"x1⁷/₈"



A1F1 Brave Gypsum Brick 3D ⁽¹⁾
29x59 - 11³/₈"x23¹/₄"



A1F2 Brave Pearl Brick 3D ⁽¹⁾
29x59 - 11³/₈"x23¹/₄"



A 19,9x7,1 cm - 7⁷/₈"x2⁷/₈"
B 38,6x7,1 cm - 15¹/₈"x2⁷/₈"



A1F3 Brave Grey Brick 3D ⁽¹⁾
29x59 - 11³/₈"x23¹/₄"



A1F4 Brave Earth Brick 3D ⁽¹⁾
29x59 - 11³/₈"x23¹/₄"



A1F5 Brave Coke Brick 3D ⁽¹⁾
29x59 - 11³/₈"x23¹/₄"

Wall Tiles





MATTE SURFACE



± 8,5 mm
40x80 cm - 15³/₄"x31¹/₂"
8BWU Brave Gypsum
8BWL Brave Pearl
8BWY Brave Grey



± 10 mm 3D WALL
40x80 cm - 15³/₄"x31¹/₂"
8BDG Brave 3D Wave Gypsum
8BDP Brave 3D Wave Pearl
8BDE Brave 3D Wave Grey
8BBG Brave 3D Blade Gypsum



DECOR RANGE



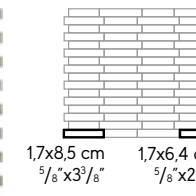
9BBG Brave Gypsum Mosaic
30,5x30,5 - 12"x12"



9BBP Brave Pearl Mosaic
30,5x30,5 - 12"x12"



9BBE Brave Grey Mosaic
30,5x30,5 - 12"x12"



1,7x8,5 cm - 2¹/₈"x3³/₈"
1,7x6,4 cm - 2¹/₈"x2¹/₂"

TRIM TILES

LBSU Brave Gypsum Spigolo 0,8
0,8x20 cm - 3¹/₈"x7⁷/₈"

LBSL Brave Pearl Spigolo 0,8
0,8x20 cm - 3¹/₈"x7⁷/₈"

LBSE Brave Grey Spigolo 0,8
0,8x20 cm - 3¹/₈"x7⁷/₈"

A1BU Brave Gypsum Spigolo 0,8 A.E.
0,8x0,8 cm - 3¹/₈"x3¹/₈"

A1BL Brave Pearl Spigolo 0,8 A.E.
0,8x0,8 cm - 3¹/₈"x3¹/₈"

A1BR Brave Grey Spigolo 0,8 A.E.
0,8x0,8 cm - 3¹/₈"x3¹/₈"

3D TRIM TILES

LB1G Brave Gypsum Spigolo 10mm * ⁽¹⁾
1x20 cm - 3¹/₈"x7⁷/₈"

LB1R Brave Pearl Spigolo 10mm * ⁽¹⁾
1x20 cm - 3¹/₈"x7⁷/₈"

LB1E Brave Grey Spigolo 10mm * ⁽¹⁾
1x20 cm - 3¹/₈"x7⁷/₈"

⁽¹⁾ Multi-thickness mosaic, close joint installation without grouting. - Mosaico multispessore, posa senza stuccatura a giunto unito. - Mosaïque multi-épaisseur, pose sans mastic avec joint nul. - Mosaik mit verschieden Stärken, fugenlose Verlegung ohne Mörtel. - Mosaico multiespesor, colocación sin mástique y sin juntas. - Мозаика разной толщины; укладка встык без затирки швов.

The decoration can only be laid on the wall - Il decoro si può posare solo a rivestimento - Décor uniquement mural - Das Dekor kann nur an der Wand verlegt werden - La decoración se puede colocar únicamente en paredes - Декор может быть уложен только на стену.

* These parts are supplied to order - I pezzi sono disponibili su ordinazione - Les pièces sont disponibles sur commande - Die Teile sind auf Bestellung lieferbar - Las piezas se hacen por encargo - Изготавливаются на заказ

⁽¹⁾ The 10 mm edge matches three-dimensional wall tiles having a 10-11 mm thickness - Lo spigolo 10 mm si abbinna a rivestimenti tridimensionali di spessore 10-11 mm - Le bord 10 mm s'adapte aux revêtements tridimensionnels épaisseur 10-11 mm - Die 10 mm Kante ist mit dreidimensionalen Wandfliesen mit einer Dicke von 10-11 mm kombinierbar - La arista de 10 mm se combina con revestimientos tridimensionales de 10 -11 mm de grosor - Угловой элемент 10 мм сочетается с трехмерной настенной плиткой толщиной 10-11 мм

Klif



- Floor
- Wall
- Decors
- Outdoor
- Bathroom furniture
- Facades



- 3D WALL
- CONCRETE & RESIN LOOK
- MARBLE LOOK
- STONE LOOK
- WOOD LOOK



Porcelain Tiles RECTIFIED MONOCALIBER

MATTE SURFACE

- Floor
- Wall

± 9 mm
75x150 cm - 29 1/2" x 59"
 A7HJ Klif White
 A7HK Klif Silver
 A7HL Klif Grey
 A7HM Klif Dark

± 9 mm
75x75 cm - 29 1/2" x 29 1/2"
 ANXS Klif White
 ANXT Klif Silver
 ANXU Klif Grey
 ANXV Klif Dark

± 9 mm
37.5x75 cm - 14 1/4" x 29 1/2"
 ANXW Klif White
 ANXX Klif Silver
 ANXY Klif Grey
 ANXZ Klif Dark

GRIP SURFACE

- Outdoor

± 9 mm
37.5x75 cm - 14 1/4" x 29 1/2"
 ANXØ Klif White Grip
 ANX1 Klif Silver Grip
 ANX2 Klif Grey Grip
 ANX3 Klif Dark Grip

Matte Sensitech ± 9 mm
 Grip Sensitech ± 9 mm

R10 B Matte Sensitech ± 9 mm
 R11 C Grip Sensitech ± 9 mm

V3 Moderate Variation


TRIM TILES P. 300	Battiscopa	Gradino *	Scalino *	Scalino *	Scalino Ang. *	Battiscopa Sag. Scala *	Davanzale / Soglia *	Elemento L
	7,2x75 cm 2 7/8" x 29 1/2"	37,5x75 cm 14 1/4" x 29 1/2"	37,5x150 cm 14 1/4" x 59"	37,5x75 cm 14 1/4" x 29 1/2"	37,5x37,5 cm 14 1/4" x 14 1/4"	7,2x30 cm 2 7/8" x 11 7/8"	max 315x50 H.4 cm 124" x 19 7/8" H. 1 1/2"	15x75 H.4 cm 5 7/8" x 29 1/2" H. 1 1/2"
	Matte	Matte	Matte	Matte	Matte	Matte	Matte	Grip
White	AN4F	AN4P	AN4T	AN4X	AN42	DX		AN5A
Silver	AN2R	AN4Q	AN4U	AN4Y	AN43	AN4H		AN5B
Grey	AN2S	AMG4	AN4V	AN4Z	AN44	AN4I		AN5C
Dark	AN4G	AN4S	AN4W	AN41	AN45	AN4J		AN5D
						AN4K		
						AN4L		
						AN4M		
						AN4N		
						AN4O		

* These parts are supplied to order - I pezzi sono disponibili su ordinazione - Les pièces sont disponibles sur commande - Die Teile sind auf Bestellung lieferbar - Las piezas se hacen por encargo - Изготавливаются на заказ

Klif

Porcelain Tiles


DECOR RANGE




AN46 Klif White
Mosaico
30x30 - 1¹/₄"x1¹/₄"



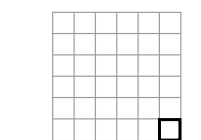
AN47 Klif Silver
Mosaico
30x30 - 1¹/₄"x1¹/₄"



AN48 Klif Grey
Mosaico
30x30 - 1¹/₄"x1¹/₄"



AN49 Klif Dark
Mosaico
30x30 - 1¹/₄"x1¹/₄"



4,8x4,8 cm - 1⁷/₈"x1⁷/₈"



AN7G Klif White
Triangles
28,5x33 - 11¹/₄"x13"



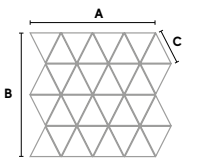
AN7H Klif Silver
Triangles
28,5x33 - 11¹/₄"x13"



AN7I Klif Grey
Triangles
28,5x33 - 11¹/₄"x13"



AN7J Klif Dark
Triangles
28,5x33 - 11¹/₄"x13"



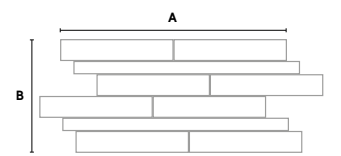
A 32,8 cm - 13"
B 28,5 cm - 11¹/₄"
C 7,9 cm - 3¹/₈"



AN7C Klif White
Brick
37,5x75 - 14³/₄"x29¹/₂"



AN7D Klif Silver
Brick
37,5x75 - 14³/₄"x29¹/₂"



A 74,8 cm - 29¹/₂"
B 37,4 cm - 14³/₄"



AN7E Klif Grey
Brick
37,5x75 - 14³/₄"x29¹/₂"



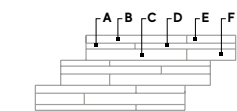
AN7F Klif Dark
Brick
37,5x75 - 14³/₄"x29¹/₂"




AN7K Klif White
Brick 3D ⁽¹⁾
28x55 - 11"x21¹/₈"



AN7L Klif Silver
Brick 3D ⁽¹⁾
28x55 - 11"x21¹/₈"



A 18x2,1 cm - 7¹/₈"x1¹/₈"
B 37x2,9 cm - 14³/₈"x1¹/₈"
C 37x4,2 cm - 14³/₈"x1⁵/₈"
D 37x2,1 cm - 14³/₈"x1¹/₈"
E 18x2,9 cm - 7¹/₈"x1¹/₈"
F 18x4,2 cm - 7¹/₈"x1⁵/₈"



AN7M Klif Grey
Brick 3D ⁽¹⁾
28x55 - 11"x21¹/₈"



AN7N Klif Dark
Brick 3D ⁽¹⁾
28x55 - 11"x21¹/₈"

INDEX



PRODUCT
FINDER



SURFACE
RANGE



COMPANY



COLLECTIONS




3D WALL
CONCRETE & RESIN LOOK
MARBLE LOOK
STONE LOOK
WOOD LOOK

LARGE SIZES



SLABS FOR
COUNTERTOPS
& FURNITURE



FURNITURE



FACADES



TECHNICAL
SPECIFICATIONS



⁽¹⁾ Multi-thickness mosaic, close joint installation without grouting. - Mosaico multispessore, posa senza stuccatura a giunto nullo. - Mosaïque multi-épaisseur, pose sans mastic avec joint nul. - Mosaik mit verschiedenen Stärken, fugenlose Verlegung ohne Mörtel. - Mosaico multiespesor, colocación sin mástico y sin juntas. - Мозаика разной толщины, укладка встык без затирки швов.

The decoration can only be laid on the wall - Il decoro si può posare solo a rivestimento - Décor uniquement mural - Das Dekor kann nur an der Wand verlegt werden - La decoración se puede colocar únicamente en paredes - Декор может быть уложен только на стену.

Kone



- Floor
- Wall
- Decors
- Outdoor
- Slabs for countertops and furniture
- Bathroom furniture
- Facades



Porcelain Tiles RECTIFIED MONOCALIBER

Sizes	Thickness	Surface finish
75x150 cm - 29 1/2" x 59"	± 9 mm	Matte Sensitech R10 B
75x75 cm - 29 1/2" x 29 1/2"	± 9 mm	Matte Sensitech R10 B
60x60 cm - 23 5/8" x 23 5/8"	± 9 mm	Matte Sensitech R10 B
30x60 cm - 11 3/4" x 23 5/8"	± 9 mm	Matte Sensitech R10 B

LARGE SIZES P. 304

OUTDOOR AND WET AREAS

30x60 cm - 11 3/4" x 23 5/8"	± 9 mm	Grip Sensitech R11 B
------------------------------	--------	--------------------------------------

atlasPLAN

160x320 cm - 63" x 126"	± 6 mm	Hammered R9 A
-------------------------	--------	-------------------------------

SLABS FOR COUNTERTOPS & FURNITURE

162x324 cm - 63 3/4" x 127 1/2" NON-RECTIFIED	± 12 mm	Hammered
--	---------	----------

INDEX



PRODUCT
FINDER



SURFACE
RANGE



COMPANY



COLLECTIONS



- 3D WALL
- CONCRETE & RESIN LOOK
- MARBLE LOOK
- STONE LOOK
- WOOD LOOK

LARGE SIZES



SLABS FOR
COUNTERTOPS
& FURNITURE



FURNITURE



FACADES



TECHNICAL
SPECIFICATIONS



Kone

Porcelain Tiles



MATTE SURFACE

Floor Wall



± 6 mm
160x320 cm - 63"x126"
AJKP Kone Mix Hammered

Sensitech
± 9 mm
60x60 cm - 23⁵/₈"x23⁵/₈"
AUK8 Kone White
AUK9 Kone Beige
AULA Kone Silver
AULB Kone Pearl
AULC Kone Grey

Sensitech
± 9 mm
30x60 cm - 11³/₄"x23⁵/₈"
D216 Kone White
D217 Kone Beige
D218 Kone Silver
D219 Kone Pearl
D22Ø Kone Grey

Sensitech
± 9 mm
75x150 cm - 29¹/₂"x59"
A7HN Kone White
A7HO Kone Beige
A7HP Kone Silver
A7HQ Kone Pearl
A7HR Kone Grey
A7HS Kone Mix

Sensitech
± 9 mm
75x75 cm - 29¹/₂"x29¹/₂"
AUKT Kone White
AUKU Kone Beige
AUKV Kone Silver
AUKW Kone Pearl
AUKX Kone Grey

GRIP SURFACE

Outdoor



Sensitech
± 9 mm
30x60 cm - 11³/₄"x23⁵/₈"
D221 Kone White Grip
D222 Kone Beige Grip
D223 Kone Silver Grip
D224 Kone Pearl Grip
D225 Kone Grey Grip

TRIM TILES P. 300

	Battiscopa	Gradino *	Scalino *	Scalino *	Scalino Ang.*	Battiscopa Sag. Scala *	Davanzale / Soglia *	Elemento L *
	7,2x60 cm 2 ⁷ / ₈ "x23 ⁵ / ₈ " Matte	30x60 cm 11 ³ / ₄ "x23 ⁵ / ₈ " Matte	33x150 cm 13"x59" Matte	33x75 cm 13"x29 ¹ / ₂ " Matte	33x33 cm 13"x13" Matte	7,2x30 cm 2 ⁷ / ₈ "x11 ³ / ₄ " Matte	max 315x50 H.4 cm 124"x19 ¹ / ₂ " H.1 ¹ / ₂ " Matte	15x60 H.4 cm 5 ⁷ / ₈ "x23 ⁵ / ₈ " H.1 ¹ / ₂ " Grip
White	AUOT	AUP6	A8N7	AALE	AAK3	AALK		AAQ4
Beige	AUOU	AUP7	A8N8	AALG	AAK4	AALL		AAQ5
Silver	AUOV	AUP8	A8N9	AALH	AAK5	AALM		AAQ6
Pearl	AUOW	AUP9	A8OA	AALI	AAK6	AALN		AAQ7
Grey	AUOX	AUGA	A8OB	AALJ	AAK7	AALO		AAQ8
							DX AUO3	
							SX AUOY	
							AUO4	
							AUO5	
							AUO6	
							AUO7	
							AUOØ	
							AUO1	
							AUO2	

* These parts are supplied to order - I pezzi sono disponibili su ordinazione - Les pièces sont disponibles sur commande - Die Teile sind auf Bestellung lieferbar - Las piezas se hacen por encargo - Изготавливаются на заказ

Sensitech P.402



INDEX



PRODUCT FINDER



SURFACE RANGE



COMPANY



COLLECTIONS




3D WALL
CONCRETE & RESIN LOOK
MARBLE LOOK
STONE LOOK
WOOD LOOK

LARGE SIZES



SLABS FOR COUNTERTOPS & FURNITURE



FURNITURE



FACADES



TECHNICAL SPECIFICATIONS



Kone

Porcelain Tiles

DECOR RANGE



AUNR Kone White Mosaico
30x30 - 1 1/4" x 1 1/4"



AUNS Kone Beige Mosaico
30x30 - 1 1/4" x 1 1/4"



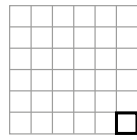
AUNT Kone Silver Mosaico
30x30 - 1 1/4" x 1 1/4"




AUNU Kone Pearl Mosaico
30x30 - 1 1/4" x 1 1/4"



AUNV Kone Grey Mosaico
30x30 - 1 1/4" x 1 1/4"




4,8x4,8 cm - 1 7/8" x 1 7/8"




AUN9 Kone White Mosaico Pinnacle 3D ⁽¹⁾
30x30 - 1 1/4" x 1 1/4"




AUAO Kone Beige Mosaico Pinnacle 3D ⁽¹⁾
30x30 - 1 1/4" x 1 1/4"



AUOB Kone Silver Mosaico Pinnacle 3D ⁽¹⁾
30x30 - 1 1/4" x 1 1/4"



AUOC Kone Pearl Mosaico Pinnacle 3D ⁽¹⁾
30x30 - 1 1/4" x 1 1/4"



AUOD Kone Grey Mosaico Pinnacle 3D ⁽¹⁾
30x30 - 1 1/4" x 1 1/4"



29,6x2,5 cm - 1 1/8" x 1"



AUNW Kone White Brick
30x60 - 1 1/4" x 2 3/8"



AUNZ Kone Pearl Brick
30x60 - 1 1/4" x 2 3/8"



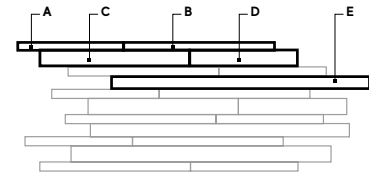
AUNX Kone Beige Brick
30x60 - 1 1/4" x 2 3/8"



AUNØ Kone Grey Brick
30x60 - 1 1/4" x 2 3/8"



AUNY Kone Silver Brick
30x60 - 1 1/4" x 2 3/8"



A 2,1x24,8 cm - 3/4" x 9 3/4"
B 2,1x34,5 cm - 3/4" x 13 3/8"
C 3,3x34,5 cm - 1 1/4" x 13 3/8"
D 3,3x24,8 cm - 1 1/4" x 9 3/4"
E 2,5x60 cm - 1" x 23 3/8"




AUOO Kone White Chevron
11,5x67 - 4 1/2" x 26 3/8"



AUOR Kone Pearl Chevron
11,5x67 - 4 1/2" x 26 3/8"



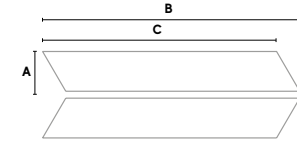
AUOP Kone Beige Chevron
11,5x67 - 4 1/2" x 26 3/8"



AUOS Kone Grey Chevron
11,5x67 - 4 1/2" x 26 3/8"



AUOQ Kone Silver Chevron
11,5x67 - 4 1/2" x 26 3/8"



A 11,5 cm - 4 1/2"
B 73,4 cm - 28 7/8"
C 67 cm - 26 3/8"

INDEX



PRODUCT FINDER



SURFACE RANGE



COMPANY



COLLECTIONS



- 3D WALL
- CONCRETE & RESIN LOOK
- MARBLE LOOK
- STONE LOOK
- WOOD LOOK

LARGE SIZES



SLABS FOR COUNTERTOPS & FURNITURE



FURNITURE



FACADES



TECHNICAL SPECIFICATIONS




⁽¹⁾ Multi-thickness mosaic, close joint installation without grouting. - Mosaico multispessore, posa senza stuccatura a giunto nullo. - Mosaïque multi-épaisseur, pose sans mastic avec joint nul. - Mosaik mit verschiedenen Stärken, fugenlose Verlegung ohne Mörtel. - Mosaico multiespesor, colocación sin mástico y sin juntas. - Мозаика разной толщины, укладка встык без затирки швов.

The decoration can only be laid on the wall - Il decoro si può posare solo a rivestimento - Décor uniquement mural - Das Dekor kann nur an der Wand verlegt werden. La decoración se puede colocar únicamente en paredes - Декор может быть уложен только на стену.

Lims



- Floor
- Wall
- Decors
- Outdoor
- Bathroom furniture
- Facades



Porcelain Tiles RECTIFIED MONOCALIBER

Sizes	Thickness	Surface finish
120x278 cm - 47 ¹ / ₄ "x109 ¹ / ₂ "	± 6 mm	Matte R9 A
120x120 cm - 47 ¹ / ₄ "x47 ¹ / ₄ "	± 9 mm	Matte Sensitech R10 B
75x150 cm - 29 ¹ / ₂ "x59"	± 9 mm	Matte Sensitech R10 B
75x75 cm - 29 ¹ / ₂ "x29 ¹ / ₂ "	± 9 mm	Matte Sensitech R10 B
37,5x75 cm - 14 ³ / ₄ "x29 ¹ / ₂ "	± 9 mm	Matte Tumbled Sensitech R10 B

LARGE SIZES P. 304

OUTDOOR AND WET AREAS

37,5x75 cm - 14 ³ / ₄ "x29 ¹ / ₂ "	± 9 mm	Grip Sensitech R11 C
60x120 cm - 23 ⁵ / ₈ "x47 ¹ / ₄ "	± 20 mm	Outdoor Sensitech R11 C
60x60 cm - 23 ⁵ / ₈ "x23 ⁵ / ₈ "	± 20 mm	Outdoor Sensitech R11 C



Wall Tiles RECTIFIED MONOCALIBER

Sizes	Thickness	Surface finish
40x80 cm - 15 ⁵ / ₈ "x31 ¹ / ₂ "	± 8,5 mm	Matte
3D WALL TILES		
40x80 cm - 15 ⁵ / ₈ "x31 ¹ / ₂ "	± 10 mm	Matte

INDEX



PRODUCT FINDER



SURFACE RANGE



COMPANY



COLLECTIONS



- 3D WALL
- CONCRETE & RESIN LOOK
- MARBLE LOOK
- STONE LOOK
- WOOD LOOK

LARGE SIZES



SLABS FOR COUNTERTOPS & FURNITURE



FURNITURE



FACADES



TECHNICAL SPECIFICATIONS



Lims

Porcelain Tiles



Matte ± 6 mm



Matte Sensitech / Tumbled ± 9 mm
Grip Sensitech ± 9 mm
Outdoor Sensitech ± 20 mm



R9 A Matte ± 6 mm

R10 B Matte Sensitech / Tumbled ± 9 mm
R11 C Grip Sensitech ± 9 mm
R11 C Outdoor Sensitech ± 20 mm



V3 Moderate Variation

MATTE SURFACE

Floor Wall



± 6 mm
120x278 cm - 47¹/₄"x109¹/₂"
A3EI Lims Ivory
A3EJ Lims Beige
A3EK Lims Grey
A3EL Lims Desert



Sensitech
± 9 mm
120x120 cm - 47¹/₄"x47¹/₄"
A3DI Lims Ivory
A3DJ Lims Beige
A3DK Lims Grey
A3DL Lims Desert



Sensitech
± 9 mm
75x150 cm - 29¹/₂"x59"
A7HT Lims Ivory
A7HU Lims Beige
A7HV Lims Grey
A7HW Lims Desert



Sensitech
± 9 mm
75x75 cm - 29¹/₂"x29¹/₂"
A3DQ Lims Ivory
A3DR Lims Beige
A3DS Lims Grey
A3DT Lims Desert



Sensitech
± 9 mm
37,5x75 cm - 14³/₄"x29¹/₂"
A3DU Lims Ivory
A3DV Lims Beige
A3DW Lims Grey
A3DX Lims Desert

TUMBLLED EDGES ⁽¹⁾



Sensitech
± 9 mm
37,5x75 cm - 14³/₄"x29¹/₂"
A3FT Lims Ivory Tumbled
A3FU Lims Beige Tumbled
A3FV Lims Grey Tumbled
A3FW Lims Desert Tumbled

GRIP SURFACE

OUTDOOR ± 20 mm

Outdoor



Sensitech
± 9 mm
37,5x75 cm - 14³/₄"x29¹/₂"
A3DY Lims Ivory Grip
A3DZ Lims Beige Grip
A3DØ Lims Grey Grip
A3D1 Lims Desert Grip



Sensitech
± 20 mm
60x120 cm - 23³/₈"x47¹/₄"
A3LU Lims Ivory 20 mm
A3LV Lims Beige 20 mm
A3LW Lims Grey 20 mm
A3LX Lims Desert 20 mm



Sensitech
± 20 mm
60x60 cm - 23³/₈"x23³/₈"
A3LY Lims Ivory 20 mm
A3LZ Lims Beige 20 mm
A3LØ Lims Grey 20 mm
A3L1 Lims Desert 20 mm

MATTE



IVORY



BEIGE




GREY



DESERT

TUMBLLED



IVORY



BEIGE



GREY



DESERT

⁽¹⁾ Tumbled. Irregularities in the edges are not defects but rather features intrinsic to this type of product. - Burattato. Le irregolarità del bordo non sono da considerarsi un difetto ma una caratteristica intrinseca di questa tipologia di prodotto. - Tamisé. Les irrégularités des bords ne doivent pas être considérées comme un défaut mais comme une caractéristique intrinsèque de ce type de produit. - Genarbt. Die unregelmäßigen Kanten sind nicht als Fehler zu betrachten; sie sind ein für dieses Produkt charakteristisches Merkmal. - Tamboreado. Las irregularidades de los bordes no deben considerarse un defecto, sino una característica intrínseca de este tipo de productos. - Талтованная мозаика. Неровности граней являются не дефектом, а неотъемлемой характеристикой данного вида изделий.

INDEX



PRODUCT FINDER



SURFACE RANGE



COMPANY



COLLECTIONS



3D WALL
CONCRETE & RESIN LOOK
MARBLE LOOK
STONE LOOK
WOOD LOOK

LARGE SIZES



SLABS FOR COUNTERTOPS & FURNITURE



FURNITURE



FACADES



TECHNICAL SPECIFICATIONS



Lims

Porcelain Tiles

DECOR RANGE



A3JE Lims Ivory
Mosaico Gemini
41,6x24 - 16⁷/₈"x9¹/₂"



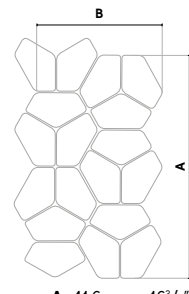
A3JF Lims Beige
Mosaico Gemini
41,6x24 - 16⁷/₈"x9¹/₂"



A3JG Lims Grey
Mosaico Gemini
41,6x24 - 16⁷/₈"x9¹/₂"



A3JH Lims Desert
Mosaico Gemini
41,6x24 - 16⁷/₈"x9¹/₂"



A3HK Lims Ivory
Mosaico Tumbled ⁽¹⁾
30x30 - 11¹/₄"x11¹/₄"



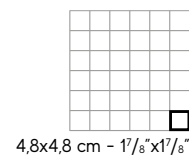
A3HL Lims Beige
Mosaico Tumbled ⁽¹⁾
30x30 - 11¹/₄"x11¹/₄"



A3HM Lims Grey
Mosaico Tumbled ⁽¹⁾
30x30 - 11¹/₄"x11¹/₄"



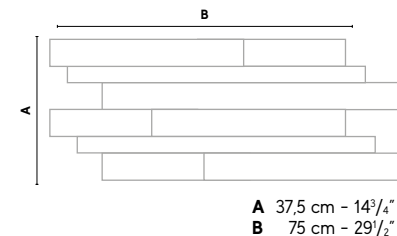
A3HN Lims Desert
Mosaico Tumbled ⁽¹⁾
30x30 - 11¹/₄"x11¹/₄"



A3JA Lims Ivory Brick
37,5x75 - 14³/₄"x29¹/₂"



A3JB Lims Beige Brick
37,5x75 - 14³/₄"x29¹/₂"



A3JC Lims Grey Brick
37,5x75 - 14³/₄"x29¹/₂"



A3JD Lims Desert Brick
37,5x75 - 14³/₄"x29¹/₂"

TRIM TILES P. 300

	Battiscopa	Gradino *	Scalino *		Scalino Ang.*		Battiscopa Sag. Scala *	Davanzale / Soglia *	Elemento L *	Corner *	Corner A.E. *	
	7,2x75 cm 2 ⁷ / ₈ "x29 ¹ / ₂ "	37,5x75 cm 14 ³ / ₄ "x29 ¹ / ₂ "	37,5x150 cm 14 ³ / ₄ "x59"	33x120 cm 13"x47 ¹ / ₂ "	37,5x75 cm 14 ³ / ₄ "x29 ¹ / ₂ "	37,5x37,5 cm 14 ³ / ₄ "x14 ³ / ₄ "	33x33 cm 13"x13"	7,2x30 cm 2 ⁷ / ₈ "x11 ¹ / ₄ "	max 315x50 H.4 cm 124"x19 ¹ / ₂ " H.1 ¹ / ₂ "	15x75 H. 4 cm 5 ⁷ / ₈ "x29 ¹ / ₂ " H. 1 ¹ / ₂ "	1x120 cm 3 ¹ / ₂ "x47 ¹ / ₂ "	1x1 cm 3 ¹ / ₂ "x3 ¹ / ₂ "
	Matte	Matte	Matte	Matte	Matte	Matte	Matte	Matte	Grip	Matte	Matte	
Ivory	A3MK	A3VV	A3NU	A3NQ	A3VZ	A3WD	A3NY	DX A3JQ	SX A3JM	*	A3WH	A3WL
Beige	A3ML	A3VW	A3NV	A3NR	A3WA	A3WE	A3NZ	A3JR	A3JN	*	A3WI	A3WM
Grey	A3VT	A3VX	A3NW	A3NS	A3WB	A3WF	A3NØ	A3JS	A3JO	*	A3WJ	A3WN
Desert	A3VU	A3VY	A3NX	A3NT	A3WC	A3WG	A3NI	A3JT	A3JP	*	A3WK	A3WO

* These parts are supplied to order - I pezzi sono disponibili su ordinazione - Les pièces sont disponibles sur commande - Die Teile sind auf Bestellung lieferbar - Las piezas se hacen por encargo - Изготавливаются на заказ

⁽¹⁾ Tumbled. Irregularities in the edges are not defects but rather features intrinsic to this type of product. - Burrato. Le irregolarità del bordo non sono da considerarsi un difetto ma una caratteristica intrinseca di questa tipologia di prodotto. - Tamisé. Les irrégularités des bords ne doivent pas être considérées comme un défaut mais comme une caractéristique intrinsèque de ce type de produit. - Genarot. Die unregelmäßigen Kanten sind nicht als Fehler zu betrachten; sie sind ein für dieses Produkt charakteristisches Merkmal. - Tamboreado. Las irregularidades de los bordes no deben considerarse un defecto, sino una característica intrínseca de este tipo de productos. - Галтованная мозаика. Неровности граней являются не дефектом, а неотъемлемой характеристикой данного вида изделий.




Wall Tiles

MATTE SURFACE

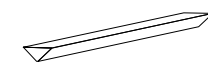
± 8,5 mm
40x80 cm - 15⁵/₈"x31¹/₂"
A3HO Lims Ivory
A3HP Lims Beige

± 10 mm 3D WALL
40x80 cm - 15⁵/₈"x31¹/₂"
A3HR Lims 3D Wallpaper Ivory
A3HS Lims 3D Wallpaper Beige
A3HT Lims 3D Way Ivory
A3HU Lims 3D Way Beige

Wall



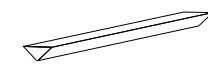
TRIM TILES



1,4x40 cm - 5⁵/₈"x15⁵/₈"
A3HV Lims Ivory Corner 40 *
A3HW Lims Beige Corner 40 *



1,4x1,4 cm - 5⁵/₈"x5⁵/₈"
A3HZ Lims Ivory Corner A.E. *
A3HØ Lims Beige Corner A.E. *



1,4x40 cm - 5⁵/₈"x15⁵/₈"
A3HX Lims 3D Wallpaper Ivory Corner 40 *
A3HY Lims 3D Wallpaper Beige Corner 40 *

* These parts are supplied to order - I pezzi sono disponibili su ordinazione - Les pièces sont disponibles sur commande - Die Teile sind auf Bestellung lieferbar - Las piezas se hacen por encargo - Изготавливаются на заказ

Norde


COLLECTION CATALOG



VIDEO



- Floor
- Wall
- Decors
- Outdoor
- Bathroom furniture
- Facades



Porcelain Tiles RECTIFIED MONOCALIBER

Sizes	Thickness	Surface finish
60x120 cm - 23 ⁵ / ₈ "x47 ¹ / ₄ "	± 9 mm	Matte Sensitech R10 B
60x60 cm - 23 ⁵ / ₈ "x23 ⁵ / ₈ "	± 9 mm	Matte Sensitech R10 B
30x60 cm - 11 ³ / ₄ "x23 ⁵ / ₈ "	± 9 mm	Matte Sensitech R10 B
OUTDOOR AND WET AREAS		
30x60 cm - 11 ³ / ₄ "x23 ⁵ / ₈ "	± 9 mm	Roccia R12 C
60x120 cm - 23 ⁵ / ₈ "x47 ¹ / ₄ "	± 9 mm	Grip Sensitech R11 C
60x120 cm - 23 ⁵ / ₈ "x47 ¹ / ₄ "	± 20 mm	Outdoor Sensitech R11 C
60x90 cm - 23 ⁵ / ₈ "x35 ³ / ₈ "	± 20 mm	Outdoor Sensitech R11 C
60x60 cm - 23 ⁵ / ₈ "x23 ⁵ / ₈ "	± 20 mm	Outdoor Sensitech R11 C
80x80 cm - 31 ¹ / ₂ "x31 ¹ / ₂ "	± 20 mm	Outdoor Sensitech R11 C

INDEX



PRODUCT FINDER



SURFACE RANGE



COMPANY



COLLECTIONS



- 3D WALL
- CONCRETE & RESIN LOOK
- MARBLE LOOK
- STONE LOOK
- WOOD LOOK

LARGE SIZES



SLABS FOR COUNTERTOPS & FURNITURE



FURNITURE



FACADES



TECHNICAL SPECIFICATIONS



Norde

Porcelain Tiles



MATTE SURFACE

Floor Wall

 Sensitech ± 9 mm 60x120 cm - 23 ⁵ / ₈ "x47 ¹ / ₄ " A5LM Norde Magnesio A5LN Norde Oro A45Z Norde Platino A5LO Norde Piombo	 Sensitech ± 9 mm 60x60 cm - 23 ⁵ / ₈ "x23 ⁵ / ₈ " A5M6 Norde Magnesio A5M7 Norde Oro A5M8 Norde Platino A5M9 Norde Piombo	 Sensitech ± 9 mm 30x60 cm - 11 ³ / ₄ "x23 ⁵ / ₈ " A5ND Norde Magnesio A5NE Norde Oro A5NF Norde Platino A5NG Norde Piombo
--	---	---

GRIP SURFACE

ROCCIA SURFACE

Outdoor


 Sensitech ± 9 mm 60x120 cm - 23 ⁵ / ₈ "x47 ¹ / ₄ " A5MH Norde Magnesio Grip A5MI Norde Oro Grip A45Ø Norde Platino Grip A5MJ Norde Piombo Grip	 Sensitech ± 9 mm 30x60 cm - 11 ³ / ₄ "x23 ⁵ / ₈ " A5NA Norde Magnesio Roccia A5NB Norde Oro Roccia A5NC Norde Platino Roccia A45Y Norde Piombo Roccia
--	---

OUTDOOR ± 20 mm

 Sensitech ± 20 mm 60x120 cm - 23 ⁵ / ₈ "x47 ¹ / ₄ " A5TV Norde Magnesio 20 mm A5TW Norde Oro 20 mm A451 Norde Platino 20 mm A5TX Norde Piombo 20 mm	 Sensitech ± 20 mm 60x90 cm - 23 ⁵ / ₈ "x35 ³ / ₈ " A5T2 Norde Magnesio 20 mm A5T3 Norde Oro 20 mm A5T4 Norde Platino 20 mm A5T5 Norde Piombo 20 mm	 Sensitech ± 20 mm 60x60 cm - 23 ⁵ / ₈ "x23 ⁵ / ₈ " A5TY Norde Magnesio 20 mm A5TZ Norde Oro 20 mm A5TØ Norde Platino 20 mm A5T1 Norde Piombo 20 mm	 Sensitech ± 20 mm 80x80 cm - 31 ¹ / ₂ "x31 ¹ / ₂ " A56L Norde Magnesio 20 mm A56M Norde Oro 20 mm A56N Norde Platino 20 mm A56O Norde Piombo 20 mm
---	--	--	--

TRIM TILES P. 300	Battiscopa	Gradino *	Scalino *	Scalino Ang.*	Battiscopa Sag. Scala *	Davanzale / Soglia *	Elemento L *
	7,2x60 cm 2 ⁷ / ₈ "x23 ³ / ₈ "	30x60 cm 11 ³ / ₄ "x23 ³ / ₈ "	33x120 cm 13"x47 ¹ / ₄ "	33x60 cm 13"x23 ³ / ₈ "	33x33 cm 13"x13"	7,2x30 cm 2 ⁷ / ₈ "x11 ³ / ₄ "	max 315x50 H.4 cm 124"x19 ³ / ₈ " H.1 ¹ / ₂ "
	Matte	Matte	Matte	Matte	Matte	Matte	Grip
							Roccia
Magnesio	A58Y	A59D	A59T	A59H	A59X	D	A592
Oro	A58Z	A59E	A59U	A59I	A59Y	S	A593
Platino	A581	A59F	A59V	A59J	A59Z		A594
Piombo	A582	A59G	A59W	A59K	A591		A595
							A6H2
							A6H3
							A6H4
							A6H5

* These parts are supplied to order - I pezzi sono disponibili su ordinazione - Les pièces sont disponibles sur commande - Die Teile sind auf Bestellung lieferbar - Las piezas se hacen por encargo - Идетовляются на заказ



Norde

Porcelain Tiles

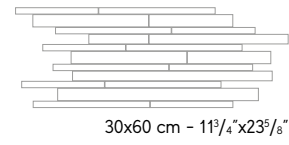
DECOR RANGE



A59P Norde Magnesio Brick
30x60 - 1¹/₄"x23³/₈"



A59Q Norde Oro Brick
30x60 - 1¹/₄"x23³/₈"




30x60 cm - 1¹/₄"x23³/₈"




A59R Norde Platino Brick
30x60 - 1¹/₄"x23³/₈"




A59S Norde Piombo Brick
30x60 - 1¹/₄"x23³/₈"




A59L Norde Magnesio Mosaico
30x30 - 1¹/₄"x1¹/₄"



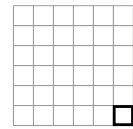
A59M Norde Oro Mosaico
30x30 - 1¹/₄"x1¹/₄"



A59N Norde Platino Mosaico
30x30 - 1¹/₄"x1¹/₄"



A59O Norde Piombo Mosaico
30x30 - 1¹/₄"x1¹/₄"



4,8x4,8 cm - 1⁷/₈"x1⁷/₈"



A58U Norde Magnesio
Composizione Palladiana Grip [Sensitech](#) ⁽²⁾ ⁽³⁾



A58V Norde Oro
Composizione Palladiana Grip [Sensitech](#) ⁽²⁾ ⁽³⁾



A58W Norde Platino
Composizione Palladiana Grip [Sensitech](#) ⁽²⁾ ⁽³⁾



A58X Norde Piombo
Composizione Palladiana Grip [Sensitech](#) ⁽²⁾ ⁽³⁾

INDEX



PRODUCT
FINDER



SURFACE
RANGE



COMPANY



COLLECTIONS



3D WALL
CONCRETE & RESIN LOOK
MARBLE LOOK
STONE LOOK
WOOD LOOK

LARGE SIZES



SLABS FOR
COUNTERTOPS
& FURNITURE



FURNITURE



FACADES



TECHNICAL
SPECIFICATIONS



⁽²⁾ Minimum order: 8 m². Variable tessera size and shape with tumbled edge. We recommend installation with a joint of no less than 10 mm. - Ordine minimo di 8 mq. Dimensione e forma delle tessere variabile con bordo burattato. Si consiglia posa con fuga non inferiore a 10mm. - Commande minimum: 8 mètres carrés. Dimensions et forme des tesselles variables avec bord tamisé. Pose conseillée avec un joint non inférieur à 10mm. - Mindestbestellmenge 8 qm. Abmessung und Form der Steine sind unterschiedlich, aber alle weisen getrommelte Kanten auf. Für die Verlegung wird eine Fugenbreite von nicht weniger als 10 mm empfohlen. - Pedido mínimo de 8 m². Tamaño y forma variable de los mosaicos con borde bruñido. Se recomienda colocación con junta de no menos de 10 mm. - Минимальный объем заказа - 8 кв.м. Размер и форма чипа варьируются, чипы имеют выщербленные края. Рекомендуется укладка с межплиточным швом не менее 10 мм.

⁽³⁾ Example of layout measuring about 1 m². - Esempio di posato corrispondente a circa 1 mq. - Exemple de produit posé correspondant à 1 mètre carré environ. - Verlegebeispiel für circa 1 qm. - Ejemplo de colocación correspondiente aproximadamente a 1 m². - Пример укладки, соответствующий примерно 1 кв.м.

Norde

Porcelain Tiles

DECOR RANGE



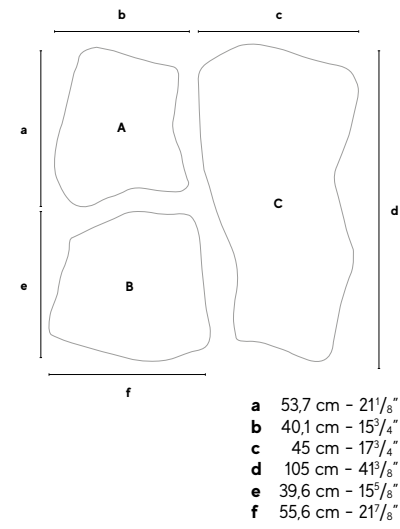
A58M Norde Magnesio Path A+B 20 mm Outdoor [Sensitech](#) ⁽¹⁾
54x54 - 21¹/₄"x21¹/₄"

A58Q Norde Magnesio Path C 20 mm Outdoor [Sensitech](#) ⁽¹⁾
55x109 - 21⁵/₈"x42¹/₈"



A58N Norde Oro Path A+B 20mm Outdoor [Sensitech](#) ⁽¹⁾
54x54 - 21¹/₄"x21¹/₄"

A58R Norde Oro Path C 20mm Outdoor [Sensitech](#) ⁽¹⁾
55x109 - 21⁵/₈"x42¹/₈"



A58O Norde Platino Path A+B 20 mm Outdoor [Sensitech](#) ⁽¹⁾
54x54 - 21¹/₄"x21¹/₄"

A58S Norde Platino Path C 20 mm Outdoor [Sensitech](#) ⁽¹⁾
55x109 - 21⁵/₈"x42¹/₈"



A58P Norde Piombo Path A+B 20mm Outdoor [Sensitech](#) ⁽¹⁾
54x54 - 21¹/₄"x21¹/₄"

A58T Norde Piombo Path C 20mm Outdoor [Sensitech](#) ⁽¹⁾
55x109 - 21⁵/₈"x42¹/₈"

⁽¹⁾ We recommend "dry" installation on gravel and/or grass. - Si consiglia posa "a secco" su ghiaia e/o erba. - Pose « à sec » sur gravillons et/ou herbe conseillée. - Es wird eine Trockenverlegung auf Kies bzw. Rasen empfohlen. - Se recomienda colocación «en seco» sobre grava o hierba. - Рекомендуется «сухая» укладка на гравий и/или траву.



INDEX



PRODUCT
FINDER



SURFACE
RANGE



COMPANY



COLLECTIONS



3D WALL
CONCRETE & RESIN LOOK
MARBLE LOOK
STONE LOOK
WOOD LOOK

LARGE SIZES



SLABS FOR
COUNTERTOPS
& FURNITURE



FURNITURE



FACADES



TECHNICAL
SPECIFICATIONS



Trust



- Floor
- Wall
- Decors
- Outdoor
- Bathroom furniture
- Facades



Porcelain Tiles RECTIFIED MONOCALIBER

Sizes	Thickness	Surface finish
60x60 cm - 23 ⁵ / ₈ "x23 ⁵ / ₈ "	± 9 mm	Matte Sensitech R10 B
30x60 cm - 11 ³ / ₄ "x23 ⁵ / ₈ "	± 9 mm	Matte Sensitech R10 B

OUTDOOR AND WET AREAS

30x60 cm - 11 ³ / ₄ "x23 ⁵ / ₈ "	± 9 mm	Grip Sensitech R11 C
60x120 cm - 23 ⁵ / ₈ "x47 ¹ / ₄ "	± 20 mm	Outdoor Sensitech R11 C
60x60 cm - 23 ⁵ / ₈ "x23 ⁵ / ₈ "	± 20 mm	Outdoor Sensitech R11 C

INDEX

PRODUCT FINDER

SURFACE RANGE

COMPANY

COLLECTIONS

- 3D WALL
- CONCRETE & RESIN LOOK
- MARBLE LOOK
- STONE LOOK
- WOOD LOOK

LARGE SIZES

SLABS FOR COUNTERTOPS & FURNITURE

FURNITURE

FACADES

TECHNICAL SPECIFICATIONS

Trust

Porcelain Tiles



Matte Sensitech ± 9 mm
Grip Sensitech ± 9 mm
Outdoor Sensitech ± 20 mm



R10 B Matte Sensitech ± 9 mm
R11 C Grip Sensitech ± 9 mm
R11 C Outdoor Sensitech ± 20 mm



V2 Slight Variation
Moon



V3 Moderate Variation
Ivory, Gold, Silver,
Copper, Titanium

MATTE SURFACE

Floor Wall

Sensitech
± 9 mm
60x60 cm - 23⁵/₈"x23⁵/₈"
AA8C Trust Moon
ACI1 Trust Ivory
ACI3 Trust Gold
ACI4 Trust Silver
ACI5 Trust Copper
ACI6 Trust Titanium

Sensitech
± 9 mm
30x60 cm - 11¹/₄"x23⁵/₈"
D234 Trust Moon
D156 Trust Ivory
D157 Trust Gold
D158 Trust Silver
D159 Trust Copper
D160 Trust Titanium

GRIP SURFACE

OUTDOOR ± 20 mm

Outdoor

Sensitech
± 9 mm
30x60 cm - 11³/₄"x23⁵/₈"
D235 Trust Moon Grip
D161 Trust Ivory Grip
D162 Trust Gold Grip
D163 Trust Silver Grip
D164 Trust Copper Grip
D165 Trust Titanium Grip

Sensitech
± 20 mm
60x120 cm - 23⁵/₈"x47¹/₄"
AY4E Trust Gold 20 mm
AY4D Trust Silver 20 mm
AY4F Trust Titanium 20 mm
AY4G Trust Ivory 20 mm

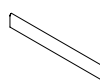
Sensitech
± 20 mm
60x60 cm - 23⁵/₈"x23⁵/₈"
ABLI Trust Gold 20 mm
ABLI Trust Silver 20 mm
ABLK Trust Titanium 20 mm
AY4B Trust Ivory 20 mm

TRIM TILES

P. 300

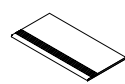
Moon
Ivory
Gold
Silver
Copper
Titanium

Battiscopa



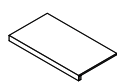
7,5x30 cm
3"x11¹/₄"
Matte

Gradino *



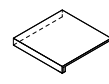
30x30 cm
11¹/₄"x11¹/₄"
Matte

Scalino *



33x60 cm
13"x23⁵/₈"
Matte

Scalino Ang. *



33x33 cm
13"x13"
Matte

Battiscopa Sag. Scala *



7,5x30 cm
3"x11¹/₄"
Matte

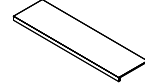
DX	SX
AAHØ	AAH1
AEAL	AEAM
AEAN	AEAO
AEAP	AEAQ
AEAR	AEAT
AEAU	AEAV

Davanzale / Soglia *



max 315x50 H.4 cm
124"x19¹/₂" H.1¹/₂"
Matte

Elemento L *



15x60 H.4 cm
5¹/₈"x23⁵/₈" H.1¹/₂"
Grip

•	AORD
•	AORA
•	AWRB
•	AD3M
•	AORB
•	AORC

* These parts are supplied to order - I pezzi sono disponibili su ordinazione - Les pièces sont disponibles sur commande - Die Teile sind auf Bestellung lieferbar - Las piezas se hacen por encargo - Изготавливаются на заказ

MATTE / GRIP



MOON




IVORY




GOLD



SILVER



COPPER



TITANIUM


OUTDOOR 20 mm




IVORY



GOLD



SILVER



TITANIUM

INDEX



PRODUCT
FINDER



SURFACE
RANGE



COMPANY



COLLECTIONS




3D WALL
CONCRETE & RESIN LOOK
MARBLE LOOK
STONE LOOK
WOOD LOOK

LARGE SIZES



SLABS FOR
COUNTERTOPS
& FURNITURE



FURNITURE



FACADES



TECHNICAL
SPECIFICATIONS



Trust

Porcelain Tiles

DECOR RANGE



ABDW Trust Moon Mosaico
30x30 - 1 1/4"x1 1/4"

ACLA Trust Ivory Mosaico
30x30 - 1 1/4"x1 1/4"

ACLC Trust Gold Mosaico
30x30 - 1 1/4"x1 1/4"



ACLD Trust Silver Mosaico
30x30 - 1 1/4"x1 1/4"

ACLE Trust Copper Mosaico
30x30 - 1 1/4"x1 1/4"

ACLF Trust Titanium Mosaico
30x30 - 1 1/4"x1 1/4"



ABDX Trust Moon Brick
30x60 - 1 1/4"x2 3/8"

ACNA Trust Ivory Brick
30x60 - 1 1/4"x2 3/8"



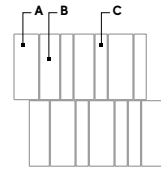
ACNB Trust Gold Brick
30x60 - 1 1/4"x2 3/8"

ACNC Trust Silver Brick
30x60 - 1 1/4"x2 3/8"

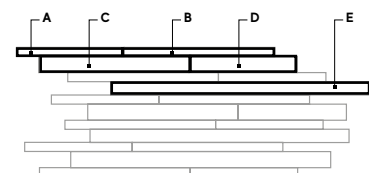


ACND Trust Copper Brick
30x60 - 1 1/4"x2 3/8"

ACNE Trust Titanium Brick
30x60 - 1 1/4"x2 3/8"



- A 5,6x14,7 cm - 2 1/4"x5 7/8"
- B 4,5x14,7 cm - 1 7/8"x5 7/8"
- C 2,8x14,7 cm - 1 1/8"x5 7/8"



- A 2,1x24,8 cm - 3/4"x9 7/8"
- B 2,1x34,5 cm - 3/4"x13 3/8"
- C 3,3x34,5 cm - 1 1/4"x13 3/8"
- D 3,3x24,8 cm - 1 1/4"x9 7/8"
- E 2,5x60 cm - 1"x23 3/8"



INDEX



PRODUCT FINDER



SURFACE RANGE



COMPANY



COLLECTIONS



- 3D WALL
- CONCRETE & RESIN LOOK
- MARBLE LOOK
- STONE LOOK
- WOOD LOOK

LARGE SIZES



SLABS FOR COUNTERTOPS & FURNITURE



FURNITURE



FACADES




TECHNICAL SPECIFICATIONS



Axi



Floor Wall Decors

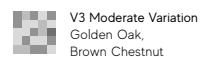
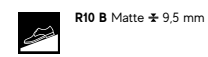


Porcelain Tiles RECTIFIED MONOCALIBER

MATTE SURFACE

Floor Wall


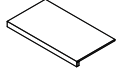



± 9,5 mm
 22,5x90 cm - 8⁷/₈"x35³/₈"
 AS3C Axi Golden Oak
 AS3A Axi Brown Chestnut



Porcelain Tiles DECOR RANGE

 AMWH Axi Golden Oak Tatami 22,5x90 - 8 ⁷ / ₈ "x35 ³ / ₈ "	 AMWK Axi Brown Chestnut Tatami 22,5x90 - 8 ⁷ / ₈ "x35 ³ / ₈ "	 7,2x89,5 cm 2 ⁷ / ₈ "x35 ³ / ₈ "	 AMWB Axi Golden Oak Brick 3D ⁽¹⁾ 20x44 - 7 ⁷ / ₈ "x17 ³ / ₈ "	 AMWE Axi Brown Chestnut Brick 3D ⁽¹⁾ 20x44 - 7 ⁷ / ₈ "x17 ³ / ₈ "	 5x29 cm - 2"x11 ¹ / ₈ " 5x15 cm - 2"x5 ⁷ / ₈ "
 AMVØ Axi Golden Oak Mosaico 3D ⁽¹⁾ 35x35 - 13 ³ / ₄ "x13 ³ / ₄ "	 AMV8 Axi Brown Chestnut Mosaico 3D ⁽¹⁾ 35x35 - 13 ³ / ₄ "x13 ³ / ₄ "	 6,9x6,9 cm - 2 ³ / ₄ "x2 ³ / ₄ "	 AMWN Axi Golden Oak Treccia 28x53 - 11"x20 ⁷ / ₈ "	 AMWQ Axi Brown Chestnut Treccia 28x53 - 11"x20 ⁷ / ₈ "	 3,3x14 cm 1 ¹ / ₄ "x5 ¹ / ₂ "


TRIM TILES P. 300


	Battiscopa  7,2x90 cm 2 ⁷ / ₈ "x35 ³ / ₈ " Matte	Scalino *  22,5x90 cm 8 ⁷ / ₈ "x35 ³ / ₈ " Matte	Scalino Ang.*  22,5x22,5 cm 8 ⁷ / ₈ "x8 ⁷ / ₈ " Matte	Battiscopa Sag. Scala *  7,2x30 cm 2 ⁷ / ₈ "x11 ¹ / ₈ " Matte	Davanzale / Soglia *  max 315x50 H.4 cm 124"x19 ¹ / ₈ " H.1 ¹ / ₈ " Matte
Golden Oak	ANLJ	ANLP	DX ANLW	SX ANL5	DX ANMB
Brown Chestnut	ANLM	ANLT	ANLZ	ANL9	ANME ANMH


* These parts are supplied to order - I pezzi sono disponibili su ordinazione - Les pièces sont disponibles sur commande - Die Teile sind auf Bestellung lieferbar - Las piezas se hacen por encargo - Изготавливаются на заказ


⁽¹⁾ Multi-thickness mosaic, close joint installation without grouting. - Mosaico multispessore, posa senza stuccatura a giunto unito. - Mosaïque multi-épaisseur, pose sans mastic avec joint nul. - Mosaik mit verschiedenen Stärken, fugenlose Verlegung ohne Mörtel. - Mosaico multiespesor, colocación sin mástico y sin juntas. - Мозаика разной толщины, укладка встык без затирки швов.

⁽²⁾ The decoration can only be laid on the wall - Il decoro si può posare solo a rivestimento - Décor uniquement mural - Das Dekor kann nur an der Wand verlegt werden - La decoración se puede colocar únicamente en paredes - Декор может быть уложен только на стену.

INDEX 

PRODUCT FINDER 


SURFACE RANGE 

COMPANY 


COLLECTIONS 

3D WALL
 CONCRETE & RESIN LOOK
 MARBLE LOOK
 STONE LOOK
 WOOD LOOK

LARGE SIZES 

SLABS FOR COUNTERTOPS & FURNITURE 

FURNITURE 

FACADES 

TECHNICAL SPECIFICATIONS 

Entice

COLLECTION
CATALOG



VIDEO



Floor Wall Outdoor







Porcelain Tiles RECTIFIED MONOCALIBER

NATURAL

Sizes	Thickness	Surface finish
18,5x150 cm - 7 1/4"x59"	± 9 mm	Matte Sensitech R10 B
20x120 cm - 7 7/8"x47 1/4"	± 9 mm	Matte Sensitech R10 B




OUTDOOR AND WET AREAS

20x120 cm - 7 7/8"x47 1/4"	± 9 mm	Grip Sensitech R11 C
30x120 cm - 11 7/8"x47 1/4"	± 20 mm	Outdoor Sensitech R11 C



ELEGANT

Sizes	Thickness	Surface finish
18,5x150 cm - 7 1/4"x59"	± 9 mm	Matte R9 A



INDEX



PRODUCT
FINDER



SURFACE
RANGE



COMPANY



COLLECTIONS



3D WALL
CONCRETE & RESIN LOOK
MARBLE LOOK
STONE LOOK
WOOD LOOK

LARGE SIZES



SLABS FOR
COUNTERTOPS
& FURNITURE



FURNITURE



FACADES

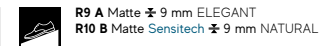


TECHNICAL
SPECIFICATIONS




Entice


Porcelain Tiles



MATTE SURFACE - ELEGANT


Floor Wall






± 9 mm
18,5x150 cm - 7 1/4"x59"
 A8YB Entice Pale Oak Elegant
 A8YC Entice Copper Oak Elegant
 A8YD Entice Browned Oak Elegant
 A8YE Entice Ash Oak Elegant

MATTE SURFACE - NATURAL

Floor Wall




± 9 mm **Sensitech**
18,5x150 cm - 7 1/4"x59"
 A8X6 Entice Pale Oak Natural
 A8X7 Entice Copper Oak Natural
 A8X9 Entice Browned Oak Natural
 A8YA Entice Ash Oak Natural


± 9 mm **Sensitech**
20x120 cm - 7 7/8"x47 1/4"
 A841 Entice Pale Oak Natural
 A84Y Entice Copper Oak Natural
 A84Z Entice Browned Oak Natural
 A84Ø Entice Ash Oak Natural

INDEX



PRODUCT FINDER



SURFACE RANGE



COMPANY



COLLECTIONS



3D WALL
 CONCRETE & RESIN LOOK
 MARBLE LOOK
 STONE LOOK
 WOOD LOOK

LARGE SIZES



SLABS FOR COUNTERTOPS & FURNITURE



FURNITURE



FACADES




TECHNICAL SPECIFICATIONS




Entice

Porcelain Tiles



GRIP SURFACE - NATURAL

Outdoor



Sensitech

± 9 mm

20x120 cm - 7⁷/₈"x47¹/₄"

A842 Entice Pale Oak Natural Grip


A843 Entice Copper Oak Natural Grip

A844 Entice Browned Oak Natural Grip

A845 Entice Ash Oak Natural Grip

OUTDOOR ± 20 mm - NATURAL

Outdoor



Sensitech

± 20 mm

30x120 cm - 11¹/₄"x47¹/₄"

A9DD Entice Pale Oak Natural 20 mm

A9DE Entice Copper Oak Natural 20 mm

A9DF Entice Browned Oak Natural 20 mm

A9DG Entice Ash Oak Natural 20 mm

TRIM TILES P. 300

	Battiscopa		Scalino *		Battiscopa Sag. Scala *		Davanzale / Soglia *	Elemento L *
	7,2x150 cm 2 ⁷ / ₈ "x59"	6,5x120 cm 2 ¹ / ₂ "x47 ¹ / ₄ "	33x150 cm 13"x59"	33x120 cm 13"x7 ¹ / ₄ "	7,2x30 cm 2 ⁷ / ₈ "x1 ¹ / ₄ "		max 315x50 H.4 cm 124"x19 ⁷ / ₈ " H.1 ¹ / ₂ "	20x120 H. 4 cm 7 ⁷ / ₈ "x59" H. 1 ¹ / ₄ "
	Matte	Matte	Matte		Matte		Matte	Grip
Pale Oak Natural	A85B	AHAB	AFIØ	AFI9	DX A85N	SX A85J	•	AFJD
Copper Oak Natural	A85C	AHAA	AFI1	AFJA	A85O	A85K	•	AFJE
Browned Oak Natural	A85D	AG95	AFI3	AFJB	A85P	A85L	•	AFJF
Ash Oak Natural	A85E	AG94	AFI4	AFJC	A85Q	A85M	•	AFJG
Pale Oak Elegant	A85F	-	AFI5	-	-	-	•	-
Copper Oak Elegant	A85G	-	AFI6	-	-	-	•	-
Browned Oak Elegant	A85H	-	AFI7	-	-	-	•	-
Ash Oak Elegant	A85I	-	AFI8	-	-	-	•	-

* These parts are supplied to order - I pezzi sono disponibili su ordinazione - Les pièces sont disponibles sur commande - Die Teile sind auf Bestellung lieferbar - Las piezas se hacen por encargo - Изготавливаются на заказ

INDEX



PRODUCT
FINDER



SURFACE
RANGE



COMPANY



COLLECTIONS




3D WALL
CONCRETE & RESIN LOOK
MARBLE LOOK
STONE LOOK
WOOD LOOK

LARGE SIZES



SLABS FOR
COUNTERTOPS
& FURNITURE



FURNITURE



FACADES



TECHNICAL
SPECIFICATIONS



Etic



Floor Wall Decors



Porcelain Tiles RECTIFIED MONOCALIBER

MATTE SURFACE

Floor Wall


± 9,5 mm
 22,5x90 cm - 8 7/8" x 35 3/8"
 AJ8D Etic Rovere



DECOR RANGE



AM8D Etic Rovere
 Tatami
 22,5x90 - 8 7/8" x 35 3/8"



2,3x90 cm - 7/8" x 35 3/8"

TRIM TILES P. 300

	Battiscopa	Scalino *	Scalino Ang.*	Battiscopa Sag. Scala *	Davanzale / Soglia *
	7,2x90 cm 2 7/8" x 35 3/8" Matte	22,5x90 cm 8 7/8" x 35 3/8" Matte	22,5x22,5 cm 8 7/8" x 8 7/8" Matte	7,2x30 cm 2 7/8" x 11 3/8" Matte	max 315x50 H 4 cm 124" x 19 1/8" H 1 1/8" Matte
Rovere	AM76	AM97	DX ANAF SX ANCW	DX ANCH SX ANCO	•

* These parts are supplied to order - I pezzi sono disponibili su ordinazione - Les pièces sont disponibles sur commande - Die Teile sind auf Bestellung lieferbar - Las piezas se hacen por encargo - Изготавливаются на заказ

INDEX

PRODUCT FINDER

SURFACE RANGE

COMPANY

COLLECTIONS

- 3D WALL
- CONCRETE & RESIN LOOK
- MARBLE LOOK
- STONE LOOK
- WOOD LOOK

LARGE SIZES

SLABS FOR COUNTERTOPS & FURNITURE

FURNITURE


FACADES

TECHNICAL SPECIFICATIONS


Etic Pro



Floor Wall Decors Outdoor



ROVERE VENICE



ROVERE VENICE

Porcelain Tiles RECTIFIED MONOCALIBER

MATTE SURFACE

Floor Wall

± 9 mm
25x150 cm - 9⁷/₈"x59"
AV4I Etic Rovere Venice

± 9 mm
22,5x90 cm - 8⁷/₈"x35³/₈"
AV4M Etic Rovere Venice

OUTDOOR ± 20 mm

Outdoor

Sensitech
± 20 mm
30x120 cm - 11³/₄"x47¹/₄"
AV42 Etic Rovere Venice 20mm

H Matte ± 9 mm
Outdoor Sensitech ± 20 mm

R9 A Matte ± 9 mm
R11 C Outdoor Sensitech ± 20 mm

V3 Moderate
Variation

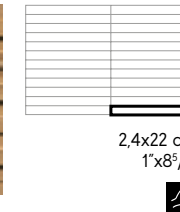
DECOR RANGE



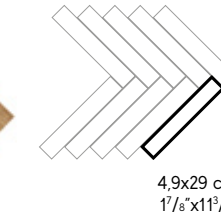
AWVZ Etic Rovere Venice
Tatami
22,5x90 - 8⁷/₈"x35³/₈"




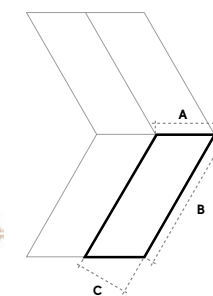
AWYI Etic Rovere Venice
Industrial 3D (1)
44x28,5 - 17³/₈"x11¹/₄"



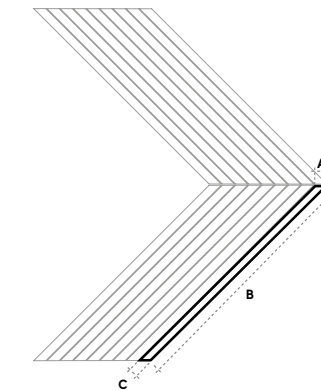
AWV3 Etic Rovere Venice
Herringbone
36,2x41,2 - 14¹/₈"x16¹/₈"



AWV7 Etic Rovere Venice
Chevron A+B
35x34,5 - 13³/₈"x13³/₈"



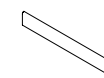
AWYE Etic Rovere Venice
Chevron Tatami A+B
74x22,2 - 29¹/₈"x8⁵/₈"



A 3,2 cm - 1¹/₄"
B 73,8 cm - 29"
C 2,3 cm - 7/8"

TRIM TILES P. 300

Battiscopa



7,2x90 cm
2⁷/₈"x35³/₈"
Matte

AV68

Scalino *



22,5x90 cm
8⁷/₈"x35³/₈"
Matte

AV7Z

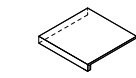
Scalino *



33x150 cm
13"x59"
Matte

AZFC

Scalino Ang.*



22,5x22,5 cm
8⁷/₈"x8⁷/₈"
Matte

DX AV78 SX AV73

Battiscopa Sag. Scala *



7,2x30 cm
2⁷/₈"x11³/₄"
Matte

DX AV8G SX AV8C

Davanzale / Soglia *



max 315x50 H.4 cm
124"x19¹/₂" H.1¹/₂"
Matte

*

* These parts are supplied to order - I pezzi sono disponibili su ordinazione - Les pièces sont disponibles sur commande - Die Teile sind auf Bestellung lieferbar - Las piezas se hacen por encargo - Изготавливаются на заказ

(1) Multi-thickness mosaic, close joint installation without grouting. - Mosaico multispessore, posa senza stuccatura a giunto unito. - Mosaïque multi-épaisseur, pose sans mastic avec joint nul. - Mosaik mit verschiedenen Stärken, fugenlose Verlegung ohne Mörtel.

The decoration can only be laid on the wall - Il decoro si può posare solo a rivestimento - Décor uniquement mural - Das Dekor kann nur an der Wand verlegt werden

La decoración se puede colocar únicamente en paredes - Декор может быть уложен только на стену.

INDEX



PRODUCT
FINDER



SURFACE
RANGE



COMPANY



COLLECTIONS



3D WALL
CONCRETE & RESIN LOOK
MARBLE LOOK
STONE LOOK
WOOD LOOK

LARGE SIZES



SLABS FOR
COUNTERTOPS
& FURNITURE



FURNITURE



FACADES



TECHNICAL
SPECIFICATIONS




Exence




- Floor
- Wall
- Decors
- Outdoor



VANILLA



ALMOND



AMBER

Porcelain Tiles RECTIFIED MONOCALIBER

Sizes	Thickness	Surface finish
18,5x150 cm - 7 ¹ / ₄ "x59"	± 9 mm	Matte Sensitech R10 B
20x120 cm - 7 ⁷ / ₈ "x47 ¹ / ₄ "	± 9 mm	Matte Sensitech R10 B

OUTDOOR AND WET AREAS

18,5x150 cm - 7 ¹ / ₄ "x59"	± 9 mm	Grip Sensitech R11 C
30x120 cm - 11 ³ / ₄ "x47 ¹ / ₄ "	± 20 mm	Outdoor Sensitech R11 C

INDEX



PRODUCT FINDER



SURFACE RANGE



COMPANY



COLLECTIONS



- 3D WALL
- CONCRETE & RESIN LOOK
- MARBLE LOOK
- STONE LOOK
- WOOD LOOK

LARGE SIZES



SLABS FOR COUNTERTOPS & FURNITURE



FURNITURE



FACADES



TECHNICAL SPECIFICATIONS



Exence

Porcelain Tiles



Matte Sensitech ± 9 mm
Grip Sensitech ± 9 mm



R10 B Matte Sensitech ± 9 mm
R11 C Grip Sensitech ± 9 mm





V2 Slight
Variation

MATTE SURFACE

Floor Wall




 Sensitech
± 9 mm
18,5x150 cm - 7 1/4" x 59"
AOUH Exence Vanilla
AL87 Exence Almond
AL88 Exence Amber

 Sensitech
± 9 mm
20x120 cm - 7 7/8" x 47 1/4"
AO47 Exence Vanilla
AO48 Exence Almond
AO49 Exence Amber

GRIP SURFACE

Outdoor



 Sensitech
± 9 mm
18,5x150 cm - 7 1/4" x 59"
AOUK Exence Vanilla Grip
AOUJ Exence Almond Grip
AOUJ Exence Amber Grip

INDEX



PRODUCT
FINDER



SURFACE
RANGE



COMPANY



COLLECTIONS



3D WALL
CONCRETE & RESIN LOOK
MARBLE LOOK
STONE LOOK
WOOD LOOK

LARGE SIZES



SLABS FOR
COUNTERTOPS
& FURNITURE



FURNITURE



FACADES



TECHNICAL
SPECIFICATIONS





Exence

Porcelain Tiles



OUTDOOR ± 20 mm

Outdoor



Sensitech
± 20 mm
30x120 cm - 11³/₄"x47¹/₄"
A2RY Exence Almond 20 mm
A2RZ Exence Amber 20 mm

TRIM TILES

P. 300

Battiscopa

7,2x150 cm
2⁷/₈"x59"

Matte

6,5x120 cm
2¹/₂"x47¹/₄"

Matte

Scalino *

33x150 cm
13"x59"

Matte

Battiscopa Sag. Scala *

7,2x30 cm
2⁷/₈"x11¹/₄"

Matte

DX

AOU1

AMBE

AMBF

SX

AOU2

AMBG

AMBH

Davanzale / Soglia *

max 315x50 H.4 cm
124"x19¹/₈" H.1¹/₈"

Matte

•

•

•

Elemento L *

18,5x150 H. 4 cm
7¹/₄"x59" H. 1¹/₈"

Grip

AOZ1

AOZJ

AOZK

Vanilla

AOUX

AHAF

AOUY

AOU1

AOU2

•

AOZ1

Almond

AMA2

AHAC

AMA6

AMBE

AMBG

•

AOZJ

Amber

AMA5

AHAD

AMA7

AMBF


AMBH

•


AOZK

* These parts are supplied to order - I pezzi sono disponibili su ordinazione - Les pièces sont disponibles sur commande - Die Teile sind auf Bestellung lieferbar - Las piezas se hacen por encargo - Изготавливаются на заказ


DECOR RANGE



AOUU Exence
Vanilla Square
56,1x56,1 - 22"x22"



AOUV Exence
Almond Square
56,1x56,1 - 22"x22"



AOUW Exence
Amber Square
56,1x56,1 - 22"x22"



AOUR Exence
Vanilla Tatami
18,5x75 - 7¹/₄"x29¹/₂"



AOUS Exence
Almond Tatami
18,5x75 - 7¹/₄"x29¹/₂"



AOUT Exence
Amber Tatami
18,5x75 - 7¹/₄"x29¹/₂"



AOUG Exence
Vanilla Chevron
32,5x45 - 12³/₄"x17³/₄"



AMBJ Exence
Almond Chevron
32,5x45 - 12³/₄"x17³/₄"



AMBL Exence
Amber Chevron
32,5x45 - 12³/₄"x17³/₄"

INDEX



PRODUCT
FINDER



SURFACE
RANGE



COMPANY



COLLECTIONS




3D WALL
CONCRETE & RESIN LOOK
MARBLE LOOK
STONE LOOK
WOOD LOOK

LARGE SIZES



SLABS FOR
COUNTERTOPS
& FURNITURE



FURNITURE



FACADES




TECHNICAL
SPECIFICATIONS



Heartwood



- Floor
- Wall
- Decors



Porcelain Tiles RECTIFIED MONOCALIBER

Sizes	Thickness	Surface finish
18,5x150 cm - 7 ¹ / ₈ "x59"	± 9 mm	Matte Sensitech R10 B
20x120 cm - 7 ⁷ / ₈ "x47 ¹ / ₄ "	± 9 mm	Matte Sensitech R10 B

INDEX

PRODUCT FINDER

SURFACE RANGE

COMPANY

COLLECTIONS

- 3D WALL
- CONCRETE & RESIN LOOK
- MARBLE LOOK
- STONE LOOK
- WOOD LOOK

LARGE SIZES

SLABS FOR COUNTERTOPS & FURNITURE

FURNITURE

FACADES

TECHNICAL SPECIFICATIONS


Heartwood

Porcelain Tiles



MATTE SURFACE

Floor Wall



Sensitech
± 9 mm
18,5x150 cm - 7 1/4"x59"
AL68 Heartwood Malt
AL84 Heartwood Brandy
AL69 Heartwood Moka

Sensitech
± 9 mm
20x120 cm - 7 7/8"x47 1/4"
AL7E Heartwood Malt
AL85 Heartwood Brandy
AL7F Heartwood Moka

DECOR RANGE



AOYG Heartwood Malt
Mansion Weave
34,6x40 - 13 3/8"x15 1/4"



AOYH Heartwood Brandy
Mansion Weave
34,6x40 - 13 3/8"x15 1/4"



AOYJ Heartwood Moka
Mansion Weave
34,6x40 - 13 3/8"x15 1/4"




AO3K Heartwood Malt
Marble Chevron
29,4x28,7 - 11 3/8"x11 1/8"
Malt + Marvel Black Atlantis




AO3L Heartwood Brandy
Marble Chevron
29,4x28,7 - 11 3/8"x11 1/8"
Brandy + Marvel Black Atlantis




AOYI Heartwood Moka
Marble Chevron
29,4x28,7 - 11 3/8"x11 1/8"
Moka + Marvel Black Atlantis



AOYD Heartwood Malt Tatami
18,5x75 - 7 1/4"x29 1/2"



AOYE Heartwood Brandy Tatami
18,5x75 - 7 1/4"x29 1/2"



AOYF Heartwood Moka Tatami
18,5x75 - 7 1/4"x29 1/2"

TRIM TILES P. 300

Malt
Brandy
Moka

Battiscopa

7,2x150 cm
2 7/8"x59"

Matte

AMAH
AMAI
AMAJ

6,5x120 cm
2 1/2"x47 1/4"

Matte

AHAI
AHAH
AHAJ

Scalino *

33x150 cm
13"x59"

Matte

AMAK
AMAL
AMAM

Battiscopa Sag. Scala *

7,2x30 cm
2 7/8"x11 1/4"

Matte

DX	SX
AMAW	AMAZ
AMAX	AMAØ
AMAY	AMA1

Davanzale / Soglia *

max 315x50 H.4 cm
124"x19 1/8" H.1 1/2"

Matte

•
•
•

* These parts are supplied to order - I pezzi sono disponibili su ordinazione - Les pièces sont disponibles sur commande - Die Teile sind auf Bestellung lieferbar - Las piezas se hacen por encargo - Изготавливаются на заказ



3D WALL
CONCRETE & RESIN LOOK
MARBLE LOOK
STONE LOOK
WOOD LOOK



Trim tiles

TRIM TILES ± 9 mm - ± 9,5 mm

Scalino Angolare / Scalino Angolare Sx
 33x33 - 13"x13"
 37,5x37,5 - 14³/₈"x14³/₈"
 22,5x22,5 - 8⁷/₈"x8⁷/₈"

Battiscopa
 7,2x60 - 2⁷/₈"x23⁵/₈"
 7,5x30 - 2⁷/₈"x11¹/₄"
 7,2x75 - 2⁷/₈"x29¹/₂"
 7,2x120 - 2⁷/₈"x47¹/₄"
 7,2x150 - 2⁷/₈"x59"
 6,5x120 - 2¹/₂"x47¹/₄"
 7,2x75 - 2⁷/₈"x29¹/₂"
 4,6x60 - 1³/₄"x23⁵/₈"

Gradino
 30x30 - 11³/₄"x11³/₄"
 30x60 - 11³/₄"x23⁵/₈"
 37,5x75 - 14³/₈"x29¹/₂"
 30x120 - 11³/₄"x47¹/₄"

Scalino
 33x60 - 13"x23⁵/₈"
 33x75 - 13"x29¹/₂"
 37,5x75 - 14³/₈"x29¹/₂"
 33x90 - 13"x35³/₈"
 33x120 - 13"x47¹/₄"
 33x150 - 13"x59"
 37,5x150 - 14³/₈"x59"

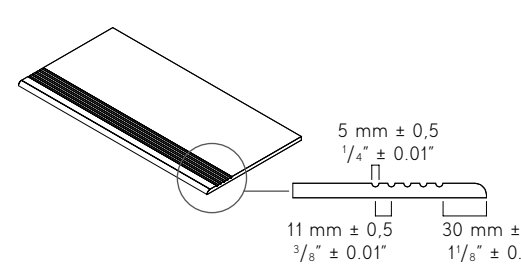
Battiscopa Sagomato

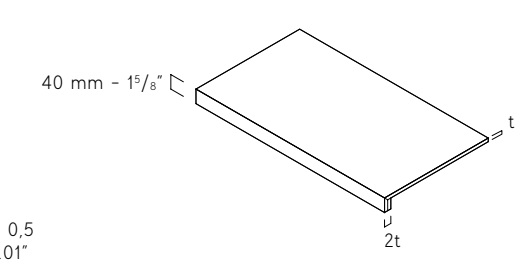
Scalino Angolare / Scalino Angolare Dx
 33x33 - 13"x13"
 37,5x37,5 - 14³/₈"x14³/₈"
 22,5x22,5 - 8⁷/₈"x8⁷/₈"

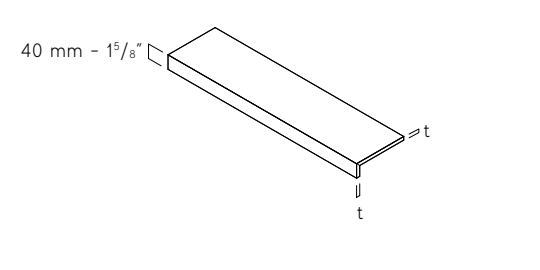
Corner ± 6 mm
 1x120 cm - 3⁷/₈"x47¹/₄"

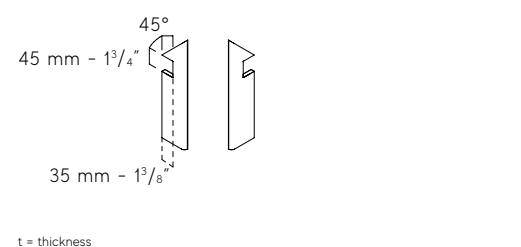
Corner ± 6 mm A.E
 1x1 cm - 3⁷/₈"x3⁷/₈"

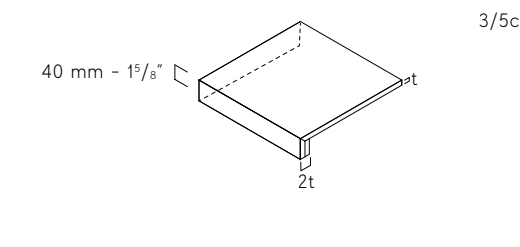
TRIM TILES TECHNICAL DRAWS

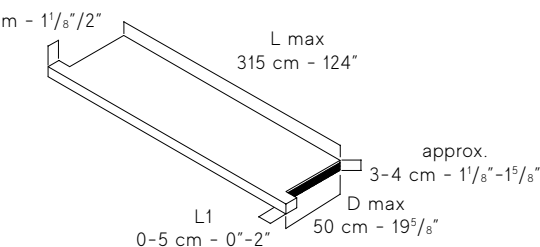
Gradino


Scalino


Elemento L Strutturato/Grip


Battiscopa sagomato


Scalino angolare


Davanzale / Soglia


t = thickness

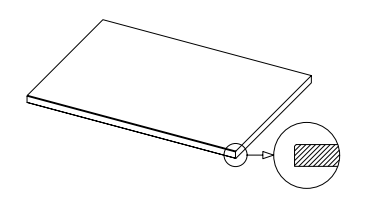
OUTDOOR TRIM TILES ± 9 mm

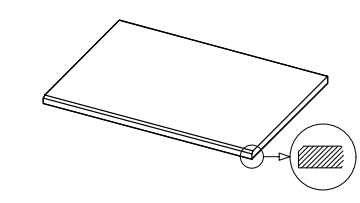
Elemento L Strutturato / Grip
 18,5x150 H. 4 - 7¹/₄"x59" H. 1⁵/₈"
 20x120 H. 4 - 7¹/₈"x47¹/₄" H. 1⁵/₈"
 15x75 H. 4 - 5⁷/₈"x29¹/₂" H. 1⁵/₈"
 15x60 H. 4 - 5⁷/₈"x23⁵/₈" H. 1⁵/₈"

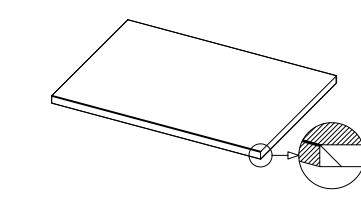
Wood Look 33x120

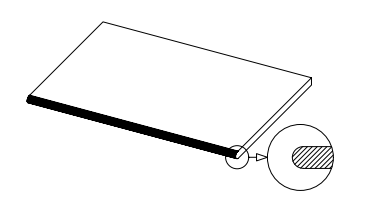
Elemento L Strutturato /Grip
 33x120 H.4 - 13"x47¹/₄" H. 1⁵/₈"

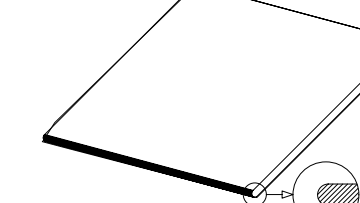
OUTDOOR TRIM TILES ± 20 mm

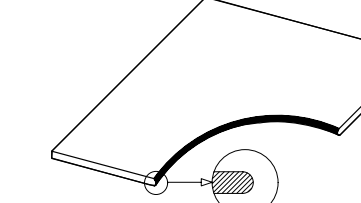
Lineare



Smussato


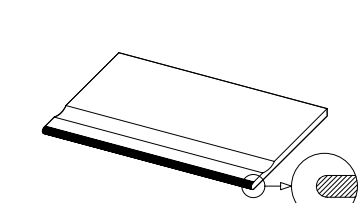
Costa Design


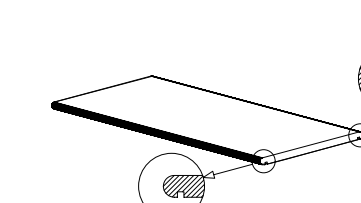
Round (1)


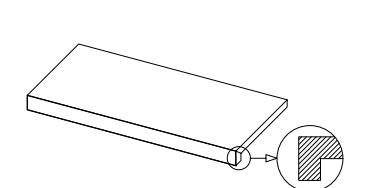
Round 60 (1)


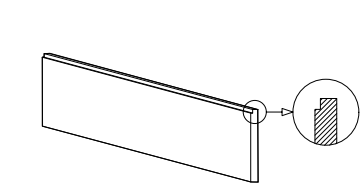
Curve


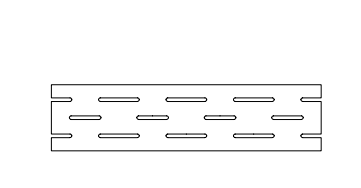
Gradino round 60 (1)


Bordo Piscina (1)


Top


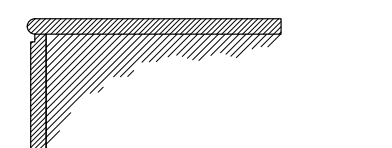
Elemento L (1)


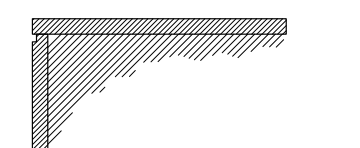
Alzata


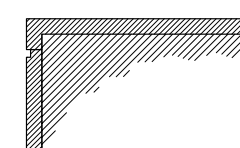
Griglia (1)


(1) Right/left angular elements are available - Sono disponibili gli elementi angolari dx/sx

STEPS

Round + Alzata


Lineare + Alzata


Elemento L + Alzata


Trim tiles, 20 mm

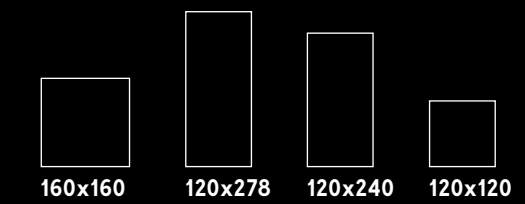
	Lineare	Round		Round Angolare Dx/Sx		Round 60		Gradino Round Angolare Dx/Sx		Gradino Round Angolare	
	30x60 cm 11/16"x23/16"	30x120 cm 11/16"x23/16"	33x120 cm 13/16"x23/16"	30x60 cm 11/16"x23/16"	33x120 cm 13/16"x23/16"	40x80 cm 15/16"x31/16"	45x90 cm 17/16"x35/16"	60x90 cm 23/16"x35/16"	30x60 cm 11/16"x23/16"	30x60 cm 11/16"x23/16"	30x60 cm 11/16"x23/16"
		DX	SX	DX	SX	DX	SX	DX	SX	DX	SX
BOOST	•	•	•	•	•	•	•	•	•	•	•
BOOST BALANCE		•	•	•	•				•	•	•
BOOST NATURAL	•	•	•	•	•				•	•	•
BOOST MINERAL		•	•	•	•	•	•		•	•	•
BOOST MIX	•	•	•	•	•				•	•	•
BOOST PRO	•	•	•	•	•			•	•	•	•
BOOST STONE	•	•	•	•	•				•	•	•
BRAVE		•	•	•	•				•	•	•
ENTICE			•		•						
ETIC PRO			•		•						
EXENCE			•		•						
LIMS	•	•	•	•	•				•	•	•
MARVEL MERAVIGLIA			•		•						
MARVEL TRAVERTINE			•		•						
MARVEL X			•		•						
NORDE	•	•	•	•	•	•	•		•	•	•
PRISM			•		•						
TRUST		•	•	•	•				•	•	•

	Elemento L	Alzata	Top	Costa Design	Bordo Piscina Angolare Dx/Sx	Griglia Angolare Dx/Sx	Curve	Smussato
	30x120 cm 11/16"x23/16"	20x90 cm 7/16"x35/16"	30x120 cm 11/16"x23/16"	33x120 cm 13/16"x23/16"	30x60 cm 11/16"x23/16"	15x60 cm 5/16"x23/16"	60x60 cm 23/16"x23/16"	30x60 cm 11/16"x23/16"
	DX	SX	DX	SX	DX	SX	DX	SX
BOOST	•		•	•	•	•	•	•
BOOST BALANCE					•	•	•	•
BOOST NATURAL	•		•	•	•	•	•	•
BOOST MINERAL		•			•	•	•	•
BOOST MIX	•		•	•	•	•	•	•
BOOST PRO	•	•	•	•	•	•	•	•
BOOST STONE	•		•	•	•	•	•	•
BRAVE	•		•	•	•	•	•	•
ENTICE	•							
ETIC PRO								
EXENCE								
LIMS	•		•	•	•	•	•	•
MARVEL MERAVIGLIA					•	•		
MARVEL TRAVERTINE					•	•		
MARVEL X					•	•		
NORDE	•	•	•	•	•	•	•	•
PRISM					•	•		
TRUST	•		•	•	•	•	•	•

Large Sizes



- Floor
- Wall
- Furniture
- Facades




- ↔ MARBLE LOOK
- ↔ CONCRETE LOOK
- ↔ STONE LOOK
- ↔ COLOR & DECOR LOOK

↔ NOTES



- Floor
- Wall
- Slabs for furniture



- ↔ MARBLE LOOK
- ↔ CONCRETE LOOK
- ↔ WOOD LOOK
- ↔ STONE LOOK
- ↔ SOLID LOOK


- Slabs for countertops and furniture




↔ SLABS FOR COUNTERTOPS & FURNITURE

Large Sizes⁽¹⁾

Porcelain Tiles




**MARVEL X
CALACATTA APUANO
ENDLESS⁽²⁾⁽³⁾**



Sizes	Thickness	Surface finish
120x120 cm - 47 ¹ / ₄ "x47 ¹ / ₄ "	± 9 mm	Polished I Silk
AFU7 Calacatta Apuano Polished AFVJ Calacatta Apuano Silk		
120x240 cm - 47 ¹ / ₄ "x94 ¹ / ₂ "	± 9 mm	Polished
AFU2 Calacatta Apuano		
120x278 cm - 47 ¹ / ₄ "x109 ¹ / ₂ "	± 6 mm	Polished I Silk
AFUS Calacatta Apuano Polished AFUX Calacatta Apuano		

atlasPLAN

162x324 cm - 63³/₄"x127¹/₂" P.366
SINGLE SLAB NON-RECTIFIED
FOR COUNTERTOPS & FURNITURE



**MARVEL SHINE
CALACATTA DELICATO**

Sizes	Thickness	Surface finish
120x120 cm - 47 ¹ / ₄ "x47 ¹ / ₄ "	± 9 mm	Polished I Matte
A4Q8 Calacatta Delicato Polished A4Q4 Calacatta Delicato Matte Sensitech		
120x240 cm - 47 ¹ / ₄ "x94 ¹ / ₂ "	± 9 mm	Polished
A4RH Calacatta Delicato		
120x278 cm - 47 ¹ / ₄ "x109 ¹ / ₂ "	± 6 mm	Polished
A4OY Calacatta Delicato		

atlasPLAN

162x324 cm - 63³/₄"x127¹/₂" P.366
SINGLE SLAB NON-RECTIFIED
FOR COUNTERTOPS & FURNITURE



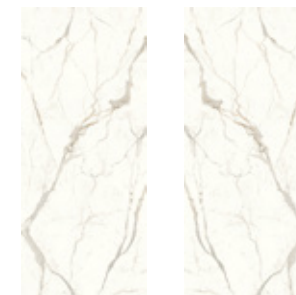
**MARVEL SHINE
CALACATTA PRESTIGIO**

Sizes	Thickness	Surface finish
120x120 cm - 47 ¹ / ₄ "x47 ¹ / ₄ "	± 9 mm	Polished I Matte
A4Q9 Calacatta Prestigio Polished A4Q5 Calacatta Prestigio Matte Sensitech		
120x240 cm - 47 ¹ / ₄ "x94 ¹ / ₂ "	± 9 mm	Polished
A4RI Calacatta Prestigio		
120x278 cm - 47 ¹ / ₄ "x109 ¹ / ₂ "	± 6 mm	Polished I Silk
A4OZ Calacatta Prestigio Polished A4O6 Calacatta Prestigio Silk		
160x160 cm - 63"x63"	± 6 mm	Polished
A4RP Calacatta Prestigio		

atlasPLAN


162x324 cm - 63³/₄"x127¹/₂" P.366
SINGLE SLAB NON-RECTIFIED
FOR COUNTERTOPS & FURNITURE

**MARVEL SHINE
CALACATTA PRESTIGIO
BOOKMATCH A⁽³⁾⁽⁵⁾ BOOKMATCH B⁽³⁾⁽⁵⁾**



120x278 cm - 47¹/₄"x109¹/₂" ± 6 mm Polished
A4O2 Calacatta Prestigio 120x278 Polished Bookmatch A
A4O3 Calacatta Prestigio 120x278 Polished Bookmatch B

ENDLESS⁽²⁾⁽³⁾




120x278 cm - 47¹/₄"x109¹/₂" ± 6 mm Polished I Silk
A6EO Calacatta Prestigio 120x278 Polished Kit Endless
A6ER Calacatta Prestigio 120x278 Silk Kit Endless

atlasPLAN

160x320 cm - 63"x126" ± 6 mm Polished
A4RR Calacatta Prestigio Polished Endless
AKFL Calacatta Prestigio Polished Kit Endless

Marble Look



**MARVEL STONE
CARRARA PURE**

Sizes	Thickness	Surface finish
120x120 cm - 47 ¹ / ₄ "x47 ¹ / ₄ "	± 9 mm	Polished I Matte
AZTU Carrara Pure Polished A2Ø7 Carrara Pure Matte Sensitech		
120x240 cm - 47 ¹ / ₄ "x94 ¹ / ₂ "	± 9 mm	Polished
AZTW Carrara Pure		
120x278 cm - 47 ¹ / ₄ "x109 ¹ / ₂ "	± 6 mm	Polished I Matte
A2RW Carrara Pure Polished A2RV Carrara Pure Matte		

INDEX



PRODUCT
FINDER



SURFACE
RANGE



COMPANY



COLLECTIONS




LARGE SIZES



MARBLE LOOK
CONCRETE LOOK
WOOD LOOK
STONE LOOK
COLOR & DECOR LOOK

SLABS FOR
COUNTERTOPS
& FURNITURE



FURNITURE



FACADES



TECHNICAL
SPECIFICATIONS



⁽¹⁾ The various graphics of the product are distributed randomly in the boxes, without the possibility of choosing between the available patterns.

⁽²⁾ The Endless Kit contains all the graphics of the product with vein continuity, ensuring that all the numbered faces in the composition can be found in a single box. The number of the graphic - G1, G2, G3, etc - is printed on the side and indicated with an adhesive label placed on the slab. To reconstruct the surface with continuous veins, simply lay the tiles in numerical progression: G1, G2, G3 and so on.

⁽³⁾ Minor misalignments in the continuity of the veins between different graphics is normal for this type of product.

⁽⁵⁾ Codes A and B are sold separately.

Large Sizes⁽¹⁾

Porcelain Tiles



MARVEL STONE
BIANCO DOLOMITE

Sizes	Thickness	Surface finish
120x120 cm - 47 ¹ / ₄ "x47 ¹ / ₄ "	± 9 mm	Polished Matte
AZTT Bianco Dolomite Polished		
A2Ø4 Bianco Dolomite Matte Sensitech		
120x240 cm - 47 ¹ / ₄ "x94 ¹ / ₂ "	± 9 mm	Polished
AZTV Bianco Dolomite		
120x278 cm - 47 ¹ / ₄ "x109 ¹ / ₂ "	± 6 mm	Polished Matte
AØBP Bianco Dolomite Polished		
A2RS Bianco Dolomite Matte		
160x160 cm - 63"x63"	± 6 mm	Polished
AO53 Bianco Dolomite Polished		

atlasPLAN

160x320 cm - 63"x126"	± 6 mm	Polished
AO5X Bianco Dolomite Polished		

162x324 cm - 63 ³ / ₄ "x127 ¹ / ₂ "	P.366
159x324 cm - 62 ⁵ / ₈ "x127 ¹ / ₂ "	
SINGLE SLAB NON-RECTIFIED FOR COUNTERTOPS & FURNITURE	




MARVEL X
CALACATTA SUBLIME

Sizes	Thickness	Surface finish
120x120 cm - 47 ¹ / ₄ "x47 ¹ / ₄ "	± 9 mm	Polished Silk
A8YT Calacatta Sublime Polished		
AFVK Calacatta Sublime Silk		
120x240 cm - 47 ¹ / ₄ "x94 ¹ / ₂ "	± 9 mm	Polished
AFU3 Calacatta Sublime		
120x278 cm - 47 ¹ / ₄ "x109 ¹ / ₂ "	± 6 mm	Polished Silk
AFUT Calacatta Sublime Polished		
AFUY Calacatta Sublime Silk		

MARVEL X CALACATTA SUBLIME KIT ENDLESS⁽²⁾⁽³⁾



120x278 cm - 47 ¹ / ₄ "x109 ¹ / ₂ "	± 6 mm	Polished Silk
AFWN Calacatta Sublime Polished Kit Endless		
AFWO Calacatta Sublime Silk Kit Endless		



MARVEL
CALACATTA EXTRA

Sizes	Thickness	Surface finish
120x120 cm - 47 ¹ / ₄ "x47 ¹ / ₄ "	± 9 mm	Polished Matte
AY2R Calacatta Extra Polished		
A2ØY Calacatta Extra Matte Sensitech		
120x240 cm - 47 ¹ / ₄ "x94 ¹ / ₂ "	± 9 mm	Polished
AY2N Calacatta Extra		
120x278 cm - 47 ¹ / ₄ "x109 ¹ / ₂ "	± 6 mm	Polished Matte
AØBM Calacatta Extra Polished		
AØBT Calacatta Extra Matte		
160x160 cm - 63"x63"	± 6 mm	Polished Matte
AO51 Calacatta Extra RT Polished		
AO54 Calacatta Extra RT Matte		


atlasPLAN

160x320 cm - 63"x126"	± 6 mm	Polished Silk
AJKS Calacatta Extra Polished		
AJKY Calacatta Extra Silk		

162x324 cm - 63 ³ / ₄ "x127 ¹ / ₂ "	P.366
159x324 cm - 62 ⁵ / ₈ "x127 ¹ / ₂ "	
SINGLE SLAB NON-RECTIFIED FOR COUNTERTOPS & FURNITURE	

MARVEL CALACATTA EXTRA

BOOKMATCH A⁽³⁾⁽⁵⁾ BOOKMATCH B⁽³⁾⁽⁵⁾




120x278 cm - 47 ¹ / ₄ "x109 ¹ / ₂ "	± 6 mm	Polished
AOTJ Calacatta Extra Polished Bookmatch A		
AOTK Calacatta Extra Polished Bookmatch B		

atlasPLAN

160x320 cm - 63"x126"	± 6 mm	Polished Silk
AJKT Calacatta Extra Bookmatch Polished		
AJKZ Calacatta Extra Bookmatch Silk		

ENDLESS⁽²⁾⁽³⁾



120x278 cm - 47 ¹ / ₄ "x109 ¹ / ₂ "	± 6 mm	Polished
A6DU Calacatta Extra Kit Endless Polished		
AOUB Calacatta Extra Endless Polished *		

* Calacatta Extra Endless is composed of four graphics with vein continuity, but are distributed randomly in the boxes, without the possibility of choosing between the available patterns.

(SEE PAGE 365)

atlasPLAN

160x320 cm - 63"x126"	± 6 mm	Polished Matte
AO5Y Calacatta Extra Matte Endless		
AKFM Calacatta Extra Matte Kit Endless		
AO5U Calacatta Extra Polished Endless		
AKFK Calacatta Extra Polished Kit Endless		

Marble Look



MARVEL DREAM
BIANCO FANTASTICO

Sizes	Thickness	Surface finish
120x120 cm - 47 ¹ / ₄ "x47 ¹ / ₄ "	± 9 mm	Polished Matte
AL7N Bianco Fantastico Polished		
A2Ø3 Bianco Fantastico Matte Sensitech		
120x240 cm - 47 ¹ / ₄ "x94 ¹ / ₂ "	± 9 mm	Polished
AO3P Bianco Fantastico		
120x278 cm - 47 ¹ / ₄ "x109 ¹ / ₂ "	± 6 mm	Polished Matte
AOSE Bianco Fantastico Polished		
A2RR Bianco Fantastico Matte		

INDEX



PRODUCT
FINDER



SURFACE
RANGE



COMPANY



COLLECTIONS



LARGE SIZES



MARBLE LOOK
CONCRETE LOOK
WOOD LOOK
STONE LOOK
COLOR & DECOR LOOK

SLABS FOR
COUNTERTOPS
& FURNITURE



FURNITURE



FACADES




TECHNICAL
SPECIFICATIONS



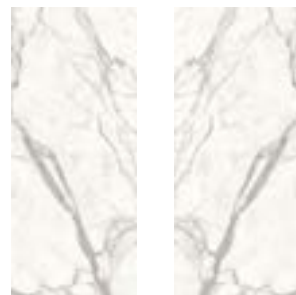
Large Sizes⁽¹⁾

Porcelain Tiles



**MARVEL SHINE
STATUARIO SUPREMO**


BOOKMATCH A⁽³⁾⁽⁵⁾ BOOKMATCH B⁽³⁾⁽⁵⁾



Sizes Thickness Surface finish

120x278 cm - 47¹/₄"x109¹/₂" ± 6 mm Polished
A4O4 Statuario Supremo Polished Bookmatch A
A4O5 Statuario Supremo Polished Bookmatch B

KIT ENDLESS⁽²⁾⁽³⁾



Sizes Thickness Surface finish

120x278 cm - 47¹/₄"x109¹/₂" ± 6 mm Polished | Silk
A6EP Statuario Supremo Polished Kit Endless
A6ES Statuario Supremo Silk Kit Endless

atlas^{PLAN}

160x320 cm - 63"x126" ± 6 mm Polished
A4RS Statuario Supremo Polished Endless
AKFO Statuario Supremo Polished Kit Endless

Sizes Thickness Surface finish

120x120 cm - 47¹/₄"x47¹/₄" ± 9 mm Polished | Matte
A4RA Statuario Supremo Polished
A4Q6 Statuario Supremo Matte [Sensitech](#)

120x240 cm - 47¹/₄"x94¹/₂" ± 9 mm Polished
A4RJ Statuario Supremo

120x278 cm - 47¹/₄"x109¹/₂" ± 6 mm Polished | Silk
A4OØ Statuario Supremo Polished
A4O7 Statuario Supremo Silk

160x160 cm - 63"x63" ± 6 mm Polished
A4RQ Statuario Supremo

atlas^{PLAN}

162x324 cm - 63³/₄"x127¹/₂" P.366
159x324 cm - 62⁵/₈"x127¹/₂"
SINGLE SLAB NON-RECTIFIED
FOR COUNTERTOPS & FURNITURE


⁽¹⁾ The various graphics of the product are distributed randomly in the boxes, without the possibility of choosing between the available patterns.

⁽²⁾ The Endless Kit contains all the graphics of the product with vein continuity, ensuring that all the numbered faces in the composition can be found in a single box. The number of the graphic - G1, G2, G3, etc - is printed on the side and indicated with an adhesive label placed on the slab. To reconstruct the surface with continuous veins, simply lay the tiles in numerical progression: G1, G2, G3 and so on.

⁽³⁾ Minor misalignments in the continuity of the veins between different graphics is normal for this type of product.


⁽⁵⁾ Codes A and B are sold separately.

Marble Look



**MARVEL MERAVIGLIA
CALACATTA MERAVIGLIA**

BOOKMATCH⁽³⁾⁽⁵⁾




Sizes Thickness Surface finish

atlas^{PLAN}

160x320 cm - 63"x126" ± 6 mm Polished
AJKA Calacatta Meraviglia Bookmatch Polished

KIT ENDLESS⁽²⁾⁽³⁾



Sizes Thickness Surface finish

120x120 cm - 47¹/₄"x47¹/₄" ± 9 mm Polished | Velvet
AJJC Calacatta Meraviglia Polished
AJJI Calacatta Meraviglia Velvet


120x240 cm - 47¹/₄"x94¹/₂" ± 9 mm Polished
AJH7 Calacatta Meraviglia Polished

120x278 cm - 47¹/₄"x109¹/₂" ± 6 mm Polished
AJH2 Calacatta Meraviglia Polished

atlas^{PLAN}

160x320 cm - 63"x126" ± 6 mm Polished
AJJ9 Calacatta Meraviglia Polished

162x324 cm - 63³/₄"x127¹/₂" P.366
SINGLE SLAB NON-RECTIFIED
FOR COUNTERTOPS & FURNITURE



**MARVEL X
CALACATTA PERLA**

Sizes Thickness Surface finish

120x120 cm - 47¹/₄"x47¹/₄" ± 9 mm Polished | Silk
AFU8 Calacatta Perla Polished
AFVL Calacatta Perla Silk

120x240 cm - 47¹/₄"x94¹/₂" ± 9 mm Polished
AFU4 Calacatta Perla

120x278 cm - 47¹/₄"x109¹/₂" ± 6 mm Polished | Silk
AFUU Calacatta Perla Polished
AFUZ Calacatta Perla Silk

120x278 cm - 47¹/₄"x109¹/₂" ± 6 mm Polished
AKF8 Calacatta Meraviglia Polished Kit Endless

atlas^{PLAN}

160x320 cm - 63"x126" ± 6 mm Polished | Matte
AJSZ Calacatta Meraviglia Matte Endless
AKFJ Calacatta Meraviglia Matte Kit Endless
AJG9 Calacatta Meraviglia Polished Endless
AKFI Calacatta Meraviglia Polished Kit Endless

INDEX



PRODUCT
FINDER



SURFACE
RANGE



COMPANY



COLLECTIONS



LARGE SIZES



MARBLE LOOK
CONCRETE LOOK
WOOD LOOK
STONE LOOK
COLOR & DECOR LOOK

SLABS FOR
COUNTERTOPS
& FURNITURE



FURNITURE



FACADES



TECHNICAL
SPECIFICATIONS

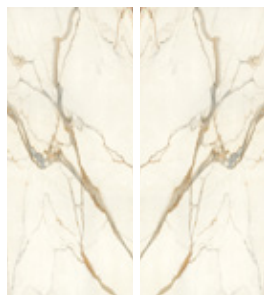


Large Sizes⁽¹⁾

Porcelain Tiles



**MARVEL SHINE
CALACATTA IMPERIALE
BOOKMATCH⁽³⁾⁽⁵⁾**




Sizes **Thickness** **Surface finish**

atlasPLAN

160x320 cm - 63"x126" ± 6 mm Silk
AJK1 Calacatta Imperiale Bookmatch Silk

KIT ENDLESS⁽²⁾⁽³⁾



Sizes **Thickness** **Surface finish**

120x120 cm - 47¹/₄"x47¹/₄" ± 9 mm Polished I Matte
A4RB Calacatta Imperiale Polished
A4Q7 Calacatta Imperiale Matte [Sensitech](#)

120x240 cm - 47¹/₄"x94¹/₂" ± 9 mm Polished
A4RK Calacatta Imperiale

120x278 cm - 47¹/₄"x109¹/₂" ± 6 mm Polished
A4O1 Calacatta Imperiale

atlasPLAN

160x320 cm - 63"x126" ± 6 mm Silk
AJKØ Calacatta Imperiale Silk

162x324 cm - 63³/₄"x127¹/₂" P.366
159x324 cm - 62⁵/₈"x127¹/₂"
SINGLE SLAB NON-RECTIFIED
FOR COUNTERTOPS & FURNITURE

⁽¹⁾ The various graphics of the product are distributed randomly in the boxes, without the possibility of choosing between the available patterns.

⁽²⁾ The Endless Kit contains all the graphics of the product with vein continuity, ensuring that all the numbered faces in the composition can be found in a single box. The number of the graphic - G1, G2, G3, etc - is printed on the side and indicated with an adhesive label placed on the slab. To reconstruct the surface with continuous veins, simply lay the tiles in numerical progression: G1, G2, G3 and so on.

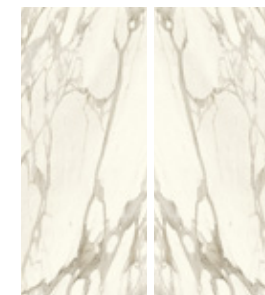
⁽³⁾ Minor misalignments in the continuity of the veins between different graphics is normal for this type of product.

⁽⁵⁾ Codes A and B are sold separately.

Marble Look



**MARVEL MERAVIGLIA
CALACATTA BERNINI
BOOKMATCH⁽³⁾⁽⁵⁾**



Sizes **Thickness** **Surface finish**

atlasPLAN

160x320 cm - 63"x126" ± 6 mm Polished
AJRU Calacatta Bernini Bookmatch Polished

KIT ENDLESS⁽²⁾⁽³⁾



Sizes **Thickness** **Surface finish**

120x120 cm - 47¹/₄"x47¹/₄" ± 9 mm Polished I Velvet
AJJD Calacatta Bernini Polished
AJJJ Calacatta Bernini Velvet

120x240 cm - 47¹/₄"x94¹/₂" ± 9 mm Polished
AJH8 Calacatta Bernini Polished

120x278 cm - 47¹/₄"x109¹/₂" ± 6 mm Polished
AJH3 Calacatta Bernini Polished


atlasPLAN

160x320 cm - 63"x126" ± 6 mm Polished
AJRT Calacatta Bernini Polished

162x324 cm - 63³/₄"x127¹/₂" P.366
159x324 cm - 62⁵/₈"x127¹/₂"
SINGLE SLAB NON-RECTIFIED
FOR COUNTERTOPS & FURNITURE

Sensitech P.402

Velvtech P.403



**MARVEL PRO
CREMA DELICATO**

Sizes **Thickness** **Surface finish**

120x120 cm - 47¹/₄"x47¹/₄" ± 9 mm Polished I Matte
AY2U Crema Delicato Polished
A2Ø6 Crema Delicato Matte [Sensitech](#)

120x240 cm - 47¹/₄"x94¹/₂" ± 9 mm Polished
AY2Q Crema Delicato

120x278 cm - 47¹/₄"x109¹/₂" ± 6 mm Polished I Matte
AØBO Crema Delicato Polished
A2RU Crema Delicato Matte

160x160 cm - 63"x63" ± 6 mm Polished
AO52 Crema Delicato RT

atlasPLAN

160x320 cm - 63"x126" ± 6 mm Polished
AO5W Crema Delicato Polished

INDEX



PRODUCT
FINDER



SURFACE
RANGE



COMPANY



COLLECTIONS



LARGE SIZES



MARBLE LOOK
CONCRETE LOOK
WOOD LOOK
STONE LOOK
COLOR & DECOR LOOK

SLABS FOR
COUNTERTOPS
& FURNITURE



FURNITURE



FACADES




TECHNICAL
SPECIFICATIONS



Large Sizes⁽¹⁾

Porcelain Tiles




MARVEL ONYX WHITE
BOOKMATCH⁽³⁾⁽⁵⁾



Sizes **Thickness** **Surface finish**

atlasPLAN

160x320 cm - 63"x126" ± 6 mm Polished
AJKB Onyx White Bookmatch Polished



MARVEL ONYX PEARL

Sizes **Thickness** **Surface finish**

120x120 cm - 47¹/₄"x47¹/₄" ± 9 mm Polished
AJBM Pearl Polished

120x240 cm - 47¹/₄"x94¹/₂" ± 9 mm Polished
AJBI Pearl Polished

120x278 cm - 47¹/₄"x109¹/₂" ± 6 mm Polished
AJAJ Pearl Polished



MARVEL GALA CRYSTAL WHITE

Sizes **Thickness** **Surface finish**

120x120 cm - 47¹/₄"x47¹/₄" ± 9 mm Polished
AFXN Crystal White

120x278 cm - 47¹/₄"x109¹/₂" ± 6 mm Polished
AFXW Crystal White

atlasPLAN

160x320 cm - 63"x126" ± 6 mm Polished
AJKU Crystal White Polished

162x324 cm - 63³/₄"x127¹/₂" P.366
159x324 cm - 62⁵/₈"x127¹/₂"
SINGLE SLAB NON-RECTIFIED
FOR COUNTERTOPS & FURNITURE


MARVEL GALA CRYSTAL WHITE
BOOKMATCH⁽³⁾⁽⁵⁾



Sizes **Thickness** **Surface finish**

atlasPLAN

160x320 cm - 63"x126" ± 6 mm Polished
AJKV Crystal White Bookmatch Polished



MARVEL PRO STATUARIO SELECT

Sizes **Thickness** **Surface finish**

120x120 cm - 47¹/₄"x47¹/₄" ± 9 mm Polished
AY2T Statuario Select

120x240 cm - 47¹/₄"x94¹/₂" ± 9 mm Polished
AY2P Statuario Select

120x278 cm - 47¹/₄"x109¹/₂" ± 6 mm Polished
AØBN Statuario Select

Marble Look

INDEX



PRODUCT FINDER



SURFACE RANGE



COMPANY



COLLECTIONS



LARGE SIZES



MARBLE LOOK

CONCRETE LOOK
WOOD LOOK
STONE LOOK
COLOR & DECOR LOOK

SLABS FOR COUNTERTOPS & FURNITURE



FURNITURE



FACADES



TECHNICAL SPECIFICATIONS



⁽¹⁾ The Endless Kit contains all the graphics of the product with vein continuity, ensuring that all the numbered faces in the composition can be found in a single box. The number of the graphic - G1, G2, G3, etc - is printed on the side and indicated with an adhesive label placed on the slab. To reconstruct the surface with continuous veins, simply lay the tiles in numerical progression: G1, G2, G3 and so on.

⁽³⁾ Minor misalignments in the continuity of the veins between different graphics is normal for this type of product.

Large Sizes⁽¹⁾

Porcelain Tiles



MARVEL TRAVERTINE
WHITE VEIN CUT

Sizes **Thickness** **Surface finish**

120x240 cm - 47¹/₄"x94¹/₂" ± 9 mm Matte
AFT7 White Vein Cut Matte [Sensitech](#)

120x278 cm - 47¹/₄"x109¹/₂" ± 6 mm Matte
AFS1 White Vein Cut



MARVEL TRAVERTINE
SAND VEIN CUT

Sizes **Thickness** **Surface finish**

120x240 cm - 47¹/₄"x94¹/₂" ± 9 mm Matte
AFT8 Sand Vein Cut Matte [Sensitech](#)

120x278 cm - 47¹/₄"x109¹/₂" ± 6 mm Matte
AFS2 Sand Vein Cut

atlas^{PLAN}

160x320 cm - 63"x126" ± 6 mm Hammered
AJKQ Travertino Sand Hammered

162x324 cm - 63³/₄"x127¹/₂" P.366
SINGLE SLAB NON-RECTIFIED
FOR COUNTERTOPS & FURNITURE

CROSS CUT



WHITE
CROSS CUT

120x120 cm - 47¹/₄"x47¹/₄" Matte [Sensitech](#), See page 210



SAND
CROSS CUT

120x120 cm - 47¹/₄"x47¹/₄" Matte [Sensitech](#), See page 210



MARVEL TRAVERTINE
PEARL VEIN CUT

Sizes **Thickness** **Surface finish**

120x240 cm - 47¹/₄"x94¹/₂" ± 9 mm Matte
AFT9 Pearl Vein Cut [Sensitech](#)

120x278 cm - 47¹/₄"x109¹/₂" ± 6 mm Matte
AFS3 Pearl Vein Cut

atlas^{PLAN}


162x324 cm - 63³/₄"x127¹/₂" P.366
SINGLE SLAB NON-RECTIFIED
FOR COUNTERTOPS & FURNITURE

CROSS CUT



PEARL
CROSS CUT

120x120 cm - 47¹/₄"x47¹/₄" Matte [Sensitech](#), See page 210




MARVEL ONYX
ALABASTER

Sizes **Thickness** **Surface finish**

120x120 cm - 47¹/₄"x47¹/₄" ± 9 mm Polished
AJBL Alabaster Polished

120x240 cm - 47¹/₄"x94¹/₂" ± 9 mm Polished
AJBH Alabaster Polished

120x278 cm - 47¹/₄"x109¹/₂" ± 6 mm Polished
AJAI Alabaster Polished



CALACATTA GOLD

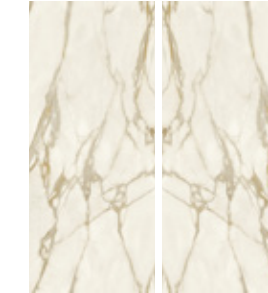
Sizes **Thickness** **Surface finish**

atlas^{PLAN}
160x320 cm - 63"x126" ± 6 mm Polished
AKE6 Calacatta Gold Polished

162x324 cm - 63³/₄"x127¹/₂" P.366
159x324 cm - 62³/₈"x127¹/₂"
SINGLE SLAB NON-RECTIFIED
FOR COUNTERTOPS & FURNITURE

Marble Look

CALACATTA GOLD
BOOKMATCH⁽³⁾⁽⁵⁾



Sizes **Thickness** **Surface finish**

160x320 cm - 63"x126" ± 6 mm Polished
AKE7 Calacatta Gold Bookmatch Polished

INDEX



PRODUCT
FINDER



SURFACE
RANGE



COMPANY



COLLECTIONS



LARGE SIZES



MARBLE LOOK
CONCRETE LOOK
WOOD LOOK
STONE LOOK
COLOR & DECOR LOOK

SLABS FOR
COUNTERTOPS
& FURNITURE



FURNITURE



FACADES



TECHNICAL
SPECIFICATIONS



⁽¹⁾ The various graphics of the product are distributed randomly in the boxes, without the possibility of choosing between the available patterns.

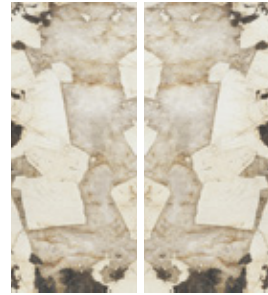
(translations: page 365)

Large Sizes⁽¹⁾

Porcelain Tiles



MARVEL GALA
DESERT SOUL
BOOKMATCH⁽³⁾⁽⁵⁾



Sizes Thickness Surface finish

atlasPLAN

160x320 cm - 63"x126" ± 6 mm Polished
AJKH Desert Soul Bookmatch Polished

Sizes Thickness Surface finish

120x120 cm - 47 1/4"x47 1/4" ± 9 mm Polished
AFXM Desert Soul

120x278 cm - 47 1/4"x109 1/2" ± 6 mm Polished
AFXV Desert Soul

atlasPLAN

160x320 cm - 63"x126" ± 6 mm Polished
AJKG Desert Soul Polished

162x324 cm - 63 3/4"x127 1/2" P.366
SINGLE SLAB NON-RECTIFIED
FOR COUNTERTOPS & FURNITURE

Marble Look



MARVEL GALA
EXOTIC GREEN
BOOKMATCH⁽³⁾⁽⁵⁾



Sizes Thickness Surface finish

atlasPLAN

160x320 cm - 63"x126" ± 6 mm Polished
AJRQ Exotic Green Bookmatch Polished

Sizes Thickness Surface finish

120x120 cm - 47 1/4"x47 1/4" ± 9 mm Polished
ABKA Exotic Green

120x278 cm - 47 1/4"x109 1/2" ± 6 mm Polished
AFXU Exotic Green

atlasPLAN

160x320 cm - 63"x126" ± 6 mm Polished
AJRP Exotic Green Polished

162x324 cm - 63 3/4"x127 1/2" P.366
SINGLE SLAB NON-RECTIFIED
FOR COUNTERTOPS & FURNITURE



MARVEL GALA
AMAZONITE

Sizes Thickness Surface finish

120x120 cm - 47 1/4"x47 1/4" ± 9 mm Polished
ABKB Amazonite

120x278 cm - 47 1/4"x109 1/2" ± 6 mm Polished
AFXX Amazonite

INDEX



PRODUCT
FINDER



SURFACE
RANGE



COMPANY



COLLECTIONS



LARGE SIZES



MARBLE LOOK
CONCRETE LOOK
WOOD LOOK
STONE LOOK
COLOR & DECOR LOOK

SLABS FOR
COUNTERTOPS
& FURNITURE



FURNITURE



FACADES



TECHNICAL
SPECIFICATIONS



⁽¹⁾ The various graphics of the product are distributed randomly in the boxes, without the possibility of choosing between the available patterns.

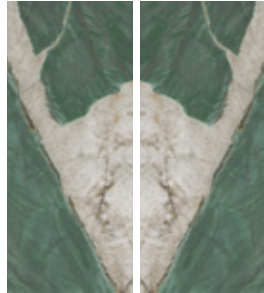
(translations: page 365)

Large Sizes⁽¹⁾

Porcelain Tiles



EXOTIC WAVE
BOOKMATCH⁽³⁾⁽⁵⁾



Sizes	Thickness	Surface finish
160x320 cm - 63"x126"	± 6 mm	Polished
AJRO Exotic Wave Bookmatch Polished		

Sizes	Thickness	Surface finish
160x320 cm - 63"x126"	± 6 mm	Polished
AJRN Exotic Wave Polished		
162x324 cm - 63 3/4"x127 1/2"	P.366	
SINGLE SLAB NON-RECTIFIED FOR COUNTERTOPS & FURNITURE		



MARVEL X
GREY CLOUD

Sizes	Thickness	Surface finish
120x120 cm - 47 1/4"x47 1/4"	± 9 mm	Polished Silk
AFU9 Grey Cloud Polished AFVM Grey Cloud Silk		
120x240 cm - 47 1/4"x94 1/2"	± 9 mm	Polished
AFU5 Grey Cloud		
120x278 cm - 47 1/4"x109 1/2"	± 6 mm	Polished Silk
AFUV Grey Cloud Polished AFUØ Grey Cloud Silk		




MARVEL MERAVIGLIA
SILVER MAJESTIC

Sizes	Thickness	Surface finish
120x120 cm - 47 1/4"x47 1/4"	± 9 mm	Polished Velvet
AJJE Silver Majestic Polished AJJK Silver Majestic Velvet		
120x240 cm - 47 1/4"x94 1/2"	± 9 mm	Polished
AJH9 Silver Majestic Polished		
120x278 cm - 47 1/4"x109 1/2"	± 6 mm	Polished
AJH4 Silver Majestic Polished		

MARVEL MERAVIGLIA
SILVER MAJESTIC
KIT ENDLESS⁽²⁾⁽³⁾



Sizes	Thickness	Surface finish
120x278 cm - 47 1/4"x109 1/2"	± 6 mm	Polished
AKQU Silver Majestic Polished Kit Endless		



LIGHT GREY STONE

Sizes	Thickness	Surface finish
160x320 cm - 63"x126"	± 6 mm	Silk
ABGZ Light Grey Stone Silk		
162x324 cm - 63 3/4"x127 1/2"	P.366	
SINGLE SLAB NON-RECTIFIED FOR COUNTERTOPS & FURNITURE		

Marble Look

INDEX



PRODUCT
FINDER



SURFACE
RANGE



COMPANY



COLLECTIONS



LARGE SIZES



MARBLE LOOK

CONCRETE LOOK
WOOD LOOK
STONE LOOK
COLOR & DECOR LOOK

SLABS FOR
COUNTERTOPS
& FURNITURE



FURNITURE



FACADES



TECHNICAL
SPECIFICATIONS



⁽¹⁾ The various graphics of the product are distributed randomly in the boxes, without the possibility of choosing between the available patterns.

(translations: page 365)

Large Sizes⁽¹⁾

Porcelain Tiles



MARVEL MERAVIGLIA
GRIGIO ELEGANTE

MARVEL MERAVIGLIA
GRIGIO ELEGANTE
KIT ENDLESS⁽²⁾⁽³⁾



Sizes	Thickness	Surface finish
120x120 cm - 47 ¹ / ₄ "x47 ¹ / ₄ "	± 9 mm	Polished I Velvet
AJIF Grigio Elegante Polished AJIL Grigio Elegante Velvet		
120x240 cm - 47 ¹ / ₄ "x94 ¹ / ₂ "	± 9 mm	Polished
AJIA Grigio Elegante Polished		
120x278 cm - 47 ¹ / ₄ "x109 ¹ / ₂ "	± 6 mm	Polished
AJH5 Grigio Elegante Polished		

Sizes	Thickness	Surface finish
120x278 cm - 47 ¹ / ₄ "x109 ¹ / ₂ "	± 6 mm	Polished
AKQV Grigio Elegante Polished Kit Endless		



MARVEL PRO
GREY FLEURY

Sizes	Thickness	Surface finish
120x120 cm - 47 ¹ / ₄ "x47 ¹ / ₄ "	± 9 mm	Polished I Matte
A21O Grey Fleury Polished A2Ø5 Grey Fleury Matte Sensitech		
120x278 cm - 47 ¹ / ₄ "x109 ¹ / ₂ "	± 6 mm	Polished I Matte
A2RX Grey Fleury Polished A2RT Grey Fleury Matte		



MARVEL X
FIOR DI BOSCO

Sizes	Thickness	Surface finish
120x120 cm - 47 ¹ / ₄ "x47 ¹ / ₄ "	± 9 mm	Polished I Silk
AFVA Fior di Bosco Polished AFVN Fior di Bosco Silk		
120x240 cm - 47 ¹ / ₄ "x94 ¹ / ₂ "	± 9 mm	Polished
AFU6 Fior di Bosco		
120x278 cm - 47 ¹ / ₄ "x109 ¹ / ₂ "	± 6 mm	Polished I Silk
AFUW Fior di Bosco Polished AFU1 Fior di Bosco Silk		

atlas^{PLAN}

Sizes	Thickness	Surface finish
160x320 cm - 63"x126"	± 6 mm	Polished
AJRV Fior di Bosco Polished		

Sizes	Thickness	Surface finish
162x324 cm - 63 ³ / ₄ "x127 ¹ / ₂ "	P.366	
SINGLE SLAB NON-RECTIFIED FOR COUNTERTOPS & FURNITURE		

MARVEL X
FIOR DI BOSCO
BOOKMATCH⁽³⁾⁽⁵⁾



Sizes	Thickness	Surface finish
160x320 cm - 63"x126"	± 6 mm	Polished
AJRW Fior di Bosco Bookmatch Polished		

Marble Look



MARVEL
GREY STONE

Sizes	Thickness	Surface finish
120x120 cm - 47 ¹ / ₄ "x47 ¹ / ₄ "	± 9 mm	Polished I Matte
AY2S Grey Stone Polished AEQY Grey Stone Matte Sensitech		
120x240 cm - 47 ¹ / ₄ "x94 ¹ / ₂ "	± 9 mm	Polished
AY2O Grey Stone		
120x278 cm - 47 ¹ / ₄ "x109 ¹ / ₂ "	± 6 mm	Polished I Matte
AQOD Grey Stone Polished A2RP Grey Stone Matte		

atlas^{PLAN}

Sizes	Thickness	Surface finish
160x320 cm - 63"x126"	± 6 mm	Silk
AJKX Grey Stone Silk		

Sizes	Thickness	Surface finish
162x324 cm - 63 ³ / ₄ "x127 ¹ / ₂ "	P.366	
SINGLE SLAB NON-RECTIFIED FOR COUNTERTOPS & FURNITURE		

INDEX



PRODUCT
FINDER



SURFACE
RANGE



COMPANY



COLLECTIONS



LARGE SIZES



MARBLE LOOK
CONCRETE LOOK
WOOD LOOK
STONE LOOK
COLOR & DECOR LOOK

SLABS FOR
COUNTERTOPS
& FURNITURE



FURNITURE



FACADES



TECHNICAL
SPECIFICATIONS



⁽¹⁾ The various graphics of the product are distributed randomly in the boxes, without the possibility of choosing between the available patterns.

(translations: page 365)

Large Sizes⁽¹⁾

Porcelain Tiles



PRECIOUS BROWN
BOOKMATCH⁽³⁾⁽⁵⁾



Sizes Thickness Surface finish

atlasPLAN


160x320 cm - 63"x126" ± 6 mm Silk
AKGC Precious Brown Bookmatch Silk

Sizes Thickness Surface finish

atlasPLAN

160x320 cm - 63"x126" ± 6 mm Silk
AKGB Precious Brown Silk

162x324 cm - 63 3/4"x127 1/2" P.366
SINGLE SLAB NON-RECTIFIED
FOR COUNTERTOPS & FURNITURE



MARVEL DREAM
GRIGIO INTENSO

Sizes Thickness Surface finish

120x278 cm - 47 1/4"x109 1/2" ± 6 mm Polished
AOSF Grigio Intenso



MARVEL DREAM
BLACK ATLANTIS

Sizes Thickness Surface finish

120x120 cm - 47 1/4"x47 1/4" ± 9 mm Polished I Matte
AL7P Black Atlantis Polished
A2ØZ Black Atlantis Matte [Sensitech](#)

120x240 cm - 47 1/4"x94 1/2" ± 9 mm Polished
AO3R Black Atlantis

120x278 cm - 47 1/4"x109 1/2" ± 6 mm Polished I Matte
AOSG Black Atlantis Polished
A2RQ Black Atlantis Matte

atlasPLAN

162x324 cm - 63 3/4"x127 1/2" P.366
SINGLE SLAB NON-RECTIFIED
FOR COUNTERTOPS & FURNITURE



MARVEL MERAVIGLIA
BLACK ORIGIN


Sizes Thickness Surface finish

120x120 cm - 47 1/4"x47 1/4" ± 9 mm Polished I Velvet
AJIG Black Origin Polished
AJIM Black Origin Velvet

120x240 cm - 47 1/4"x94 1/2" ± 9 mm Polished
AJIB Black Origin Polished

120x278 cm - 47 1/4"x109 1/2" ± 6 mm Polished
AJH6 Black Origin Polished

MARVEL MERAVIGLIA
BLACK ORIGIN
KIT ENDLESS⁽²⁾⁽³⁾



120x278 cm - 47 1/4"x109 1/2" ± 6 mm Polished
AKQW Black Origin Polished Kit Endless

Marble Look

INDEX



PRODUCT
FINDER



SURFACE
RANGE



COMPANY



COLLECTIONS



LARGE SIZES



MARBLE LOOK

CONCRETE LOOK
WOOD LOOK
STONE LOOK
COLOR & DECOR LOOK

SLABS FOR
COUNTERTOPS
& FURNITURE



FURNITURE



FACADES



TECHNICAL
SPECIFICATIONS



⁽¹⁾ The various graphics of the product are distributed randomly in the boxes, without the possibility of choosing between the available patterns.

(translations: page 365)

Large Sizes⁽¹⁾

Porcelain Tiles



Sizes	Thickness	Surface finish
160x320 cm - 63"x126"	± 6 mm	Polished Silk
AJKW Nero Marquina Polished AJK2 Nero Marquina Silk		
162x324 cm - 63 3/4"x127 1/2"	P.366	
SINGLE SLAB NON-RECTIFIED FOR COUNTERTOPS & FURNITURE		



Sizes	Thickness	Surface finish
120x120 cm - 47 1/4"x47 1/4"	± 9 mm	Polished
AJBN Noir Polished		
120x240 cm - 47 1/4"x94 1/2"	± 9 mm	Polished
AJBJ Noir Polished		
120x278 cm - 47 1/4"x109 1/2"	± 6 mm	Polished
AJAK Noir Polished		



Sizes	Thickness	Surface finish
120x120 cm - 47 1/4"x47 1/4"	± 9 mm	Polished
AFXO Calacatta Black Polished		
120x278 cm - 47 1/4"x109 1/2"	± 6 mm	Polished
AFXV Calacatta Black Polished		



Sizes	Thickness	Surface finish
120x278 cm - 47 1/4"x109 1/2"	± 6 mm	Polished
AL2I Ultramarine 120x278*		
* Ultramarine 120x278 cm: Glazed Porcelain tiles		



Sizes	Thickness	Surface finish
120x278 cm - 47 1/4"x109 1/2"	± 6 mm	Polished
AJAL Sky Polished		



Sizes	Thickness	Surface finish
120x278 cm - 47 1/4"x109 1/2"	± 6 mm	Polished
AJAM Quartz Polished		

Marble Look

INDEX



PRODUCT FINDER



SURFACE RANGE



COMPANY



COLLECTIONS



LARGE SIZES



MARBLE LOOK

CONCRETE LOOK
WOOD LOOK
STONE LOOK
COLOR & DECOR LOOK

SLABS FOR COUNTERTOPS & FURNITURE



FURNITURE



FACADES



TECHNICAL SPECIFICATIONS



⁽¹⁾ The various graphics of the product are distributed randomly in the boxes, without the possibility of choosing between the available patterns.

(translations: page 365)

Large Sizes⁽¹⁾

Porcelain Tiles



BOOST BALANCE
PURE

Sizes	Thickness	Surface finish
120x120 cm - 47 1/4" x 47 1/4"	± 9 mm	Matte Velvet Grip
AJMS Pure Matte Sensitech		
AJM2 Pure Velvet		
AJNC Pure Grip Sensitech		
120x278 cm - 47 1/4" x 109 1/2"	± 6 mm	Matte
AJMI Pure		




BOOST PRO
IVORY

Sizes	Thickness	Surface finish
120x120 cm - 47 1/4" x 47 1/4"	± 6 mm	Matte
AØCQ Ivory 6 mm		
AØAF Ivory 9 mm Matte Sensitech		
AØAO Ivory 9 mm Grip Sensitech		
120x240 cm - 47 1/4" x 94 1/2"	± 9 mm	Matte
AØCF Ivory Matte Sensitech		
120x278 cm - 47 1/4" x 109 1/2"	± 6 mm	Matte
AØCK Ivory		




BOOST BALANCE
IVORY

Sizes	Thickness	Surface finish
120x120 cm - 47 1/4" x 47 1/4"	± 9 mm	Matte Velvet Grip
AJMU Ivory Matte Sensitech		
AJM4 Ivory Velvet		
AJNE Ivory Grip Sensitech		
120x278 cm - 47 1/4" x 109 1/2"	± 6 mm	Matte
AJMK Ivory		



BOOST NATURAL
KAOLIN

Sizes	Thickness	Surface finish
120x120 cm - 47 1/4" x 47 1/4"	± 9 mm	Matte Grip
A65N Kaolin Matte Sensitech		
A653 Kaolin Grip Sensitech		
120x120 cm - 47 1/4" x 47 1/4"	± 20 mm	Outdoor
A7Q7 Kaolin 20 mm Outdoor Sensitech		
120x278 cm - 47 1/4" x 109 1/2"	± 6 mm	Matte
A67B Kaolin		



PRISM
CORD

Sizes	Thickness	Surface finish
120x120 cm - 47 1/4" x 47 1/4"	± 9 mm	Silk Matte Grip
A4ON Cord Silk		
A4OH Cord Matte Sensitech		
A5OJ Cord Grip Sensitech		
120x120 cm - 47 1/4" x 47 1/4"	± 20 mm	Outdoor
A5ON Cord 20 mm Outdoor Sensitech		
120x278 cm - 47 1/4" x 109 1/2"	± 6 mm	Matte
A4UQ Cord		



BOOST BALANCE
CREAM

Sizes	Thickness	Surface finish
120x120 cm - 47 1/4" x 47 1/4"	± 9 mm	Matte Velvet Grip
AJMV Cream Matte Sensitech		
AJM5 Cream Velvet		
AJNF Cream Grip Sensitech		
120x278 cm - 47 1/4" x 109 1/2"	± 6 mm	Matte
AJML Cream		

Concrete Look

⁽¹⁾ The various graphics of the product are distributed randomly in the boxes, without the possibility of choosing between the available patterns.

(translations: page 365)

INDEX



PRODUCT
FINDER



SURFACE
RANGE



COMPANY



COLLECTIONS



LARGE SIZES



MARBLE LOOK

CONCRETE LOOK

WOOD LOOK

STONE LOOK

COLOR & DECOR LOOK

SLABS FOR
COUNTERTOPS
& FURNITURE



FURNITURE



FACADES



TECHNICAL
SPECIFICATIONS



Large Sizes⁽¹⁾

Porcelain Tiles



BOOST PRO CREAM

Sizes	Thickness	Surface finish
120x120 cm - 47 ¹ / ₄ "x47 ¹ / ₄ "	± 6 mm	Matte
	± 9 mm	Matte Grip
AØCR Cream 6 mm		
AØAH Cream 9 mm Matte Sensitech		
AØAQ Cream Grip Sensitech		
120x120 cm - 47 ¹ / ₄ "x47 ¹ / ₄ "	± 20 mm	Outdoor
A3DD Cream 20 mm Outdoor Sensitech		
120x240 cm - 47 ¹ / ₄ "x94 ¹ / ₂ "	± 9 mm	Matte
AØCG Cream Matte Sensitech		
120x278 cm - 47 ¹ / ₄ "x109 ¹ / ₂ "	± 6 mm	Matte
AØCM Cream		



BOOST NATURAL ASH

Sizes	Thickness	Surface finish
120x120 cm - 47 ¹ / ₄ "x47 ¹ / ₄ "	± 9 mm	Matte Grip
A6WT Ash Matte Sensitech		
A654 Ash Grip Sensitech		
120x120 cm - 47 ¹ / ₄ "x47 ¹ / ₄ "	± 20 mm	Outdoor
A7Q8 Ash 20 mm Outdoor Sensitech		
120x278 cm - 47 ¹ / ₄ "x109 ¹ / ₂ "	± 6 mm	Matte
A67C Ash		



BOOST BALANCE ASH

Sizes	Thickness	Surface finish
120x120 cm - 47 ¹ / ₄ "x47 ¹ / ₄ "	± 9 mm	Matte Velvet Grip
AJMW Ash Matte Sensitech		
AJM6 Ash Velvet		
AJNG Ash Grip Sensitech		
120x120 cm - 47 ¹ / ₄ "x47 ¹ / ₄ "	± 20 mm	Outdoor
AJPF Ash 20 mm Outdoor Sensitech		
120x278 cm - 47 ¹ / ₄ "x109 ¹ / ₂ "	± 6 mm	Matte
AJMM Ash		

atlasPLAN

160x320 cm - 63"x126"	± 6 mm	Matte
AJG4 Ash		
162x324 cm - 63 ³ / ₄ "x127 ¹ / ₂ "	P.366	
SINGLE SLAB NON-RECTIFIED FOR COUNTERTOPS & FURNITURE		



BOOST PRO CLAY

Sizes	Thickness	Surface finish
120x120 cm - 47 ¹ / ₄ "x47 ¹ / ₄ "	± 6 mm	Matte
AØCS Clay 6 mm		
AØAJ Clay 9 mm Matte Sensitech		
AØBV Clay Grip Sensitech		
120x120 cm - 47 ¹ / ₄ "x47 ¹ / ₄ "	± 20 mm	Outdoor
A3DE Clay 20 mm Outdoor Sensitech		
120x240 cm - 47 ¹ / ₄ "x94 ¹ / ₂ "	± 9 mm	Matte
AØCJ Clay Matte Sensitech		
120x278 cm - 47 ¹ / ₄ "x109 ¹ / ₂ "	± 6 mm	Matte
AØCN Clay		
160x160 cm - 63"x63"	± 6 mm	Matte
AØQG Clay		

atlasPLAN

160x320 cm - 63"x126"	± 6 mm	Hammered
AØQE Clay		



BOOST NATURAL ECRU

Sizes	Thickness	Surface finish
120x120 cm - 47 ¹ / ₄ "x47 ¹ / ₄ "	± 9 mm	Matte Grip
A6WU Ecreu Matte Sensitech		
A655 Ecreu Grip Sensitech		
120x120 cm - 47 ¹ / ₄ "x47 ¹ / ₄ "	± 20 mm	Outdoor
A7Q9 Ecreu 20 mm Outdoor Sensitech		
120x278 cm - 47 ¹ / ₄ "x109 ¹ / ₂ "	± 6 mm	Matte
A67D Ecreu		

atlasPLAN

162x324 cm - 63 ³ / ₄ "x127 ¹ / ₂ "	P.366	
SINGLE SLAB NON-RECTIFIED FOR COUNTERTOPS & FURNITURE		



BOOST NATURAL CORAL

Sizes	Thickness	Surface finish
120x120 cm - 47 ¹ / ₄ "x47 ¹ / ₄ "	± 9 mm	Matte
A65R Coral Matte Sensitech		
120x278 cm - 47 ¹ / ₄ "x109 ¹ / ₂ "	± 6 mm	Matte
A67H Coral		

Concrete Look

⁽¹⁾ The various graphics of the product are distributed randomly in the boxes, without the possibility of choosing between the available patterns.

(translations: page 365)

Large Sizes⁽¹⁾

Porcelain Tiles



Sizes	Thickness	Surface finish
120x120 cm - 47 1/4" x 47 1/4"	± 9 mm	Silk Matte Grip
A4OM Suede Silk		
A4OG Suede Matte Sensitech		
A5OI Suede Grip Sensitech		
120x120 cm - 47 1/4" x 47 1/4"	± 20 mm	Outdoor
A5OM Suede 20 mm Outdoor Sensitech		
120x278 cm - 47 1/4" x 109 1/2"	± 6 mm	Matte
A4UP Suede		



Sizes	Thickness	Surface finish
120x120 cm - 47 1/4" x 47 1/4"	± 6 mm	Matte
A65O Umber Matte Sensitech		
A656 Umber Grip Sensitech		
120x120 cm - 47 1/4" x 47 1/4"	± 9 mm	Matte Grip
AØCT Taupe 6 mm		
AØAL Taupe 9 mm Matte Sensitech		
AØBW Taupe Grip Sensitech		
120x120 cm - 47 1/4" x 47 1/4"	± 20 mm	Outdoor
A3DF Taupe 20 mm Outdoor Sensitech		
120x240 cm - 47 1/4" x 94 1/2"	± 9 mm	Matte
AØCH Taupe Matte Sensitech		
120x278 cm - 47 1/4" x 109 1/2"	± 6 mm	Matte
AØCO Taupe		
160x160 cm - 63" x 63"	± 6 mm	Matte
AØQH Taupe		
atlas PLAN		
160x320 cm - 63" x 126"	± 6 mm	Hammered
AØQF Taupe Hammered		



Sizes	Thickness	Surface finish
120x120 cm - 47 1/4" x 47 1/4"	± 9 mm	Matte Grip
A65O Umber Matte Sensitech		
A656 Umber Grip Sensitech		
120x278 cm - 47 1/4" x 109 1/2"	± 6 mm	Matte
A67E Umber		



Sizes	Thickness	Surface finish
120x120 cm - 47 1/4" x 47 1/4"	± 6 mm	Matte
A65O Umber Matte Sensitech		
A656 Umber Grip Sensitech		
120x120 cm - 47 1/4" x 47 1/4"	± 9 mm	Matte Grip
AØCU Tobacco 6 mm		
AØAN Tobacco 9 mm Matte Sensitech		
AØBX Tobacco Grip Sensitech		
120x120 cm - 47 1/4" x 47 1/4"	± 20 mm	Outdoor
A3DH Tobacco 20 mm Outdoor Sensitech		
120x240 cm - 47 1/4" x 94 1/2"	± 9 mm	Matte
AØCI Tobacco Matte Sensitech		
120x278 cm - 47 1/4" x 109 1/2"	± 6 mm	Matte
AØCP Tobacco		



Sizes	Thickness	Surface finish
120x120 cm - 47 1/4" x 47 1/4"	± 9 mm	Matte Velvet Grip
AJMX Moon Matte Sensitech		
AJM7 Moon Velvet		
AJNH Moon Grip Sensitech		
120x278 cm - 47 1/4" x 109 1/2"	± 6 mm	Matte
AJMN Moon		



Sizes	Thickness	Surface finish
120x120 cm - 47 1/4" x 47 1/4"	± 9 mm	Silk Matte
A4OO Cotton Silk		
A4OI Cotton Matte Sensitech		
120x278 cm - 47 1/4" x 109 1/2"	± 6 mm	Matte
A4UR Cotton		

Concrete Look

INDEX



PRODUCT FINDER



SURFACE RANGE



COMPANY



COLLECTIONS



LARGE SIZES



MARBLE LOOK
CONCRETE LOOK
WOOD LOOK
STONE LOOK
COLOR & DECOR LOOK

SLABS FOR COUNTERTOPS & FURNITURE



FURNITURE



FACADES



TECHNICAL SPECIFICATIONS



⁽¹⁾ The various graphics of the product are distributed randomly in the boxes, without the possibility of choosing between the available patterns.

(translations: page 365)

Large Sizes⁽¹⁾

Porcelain Tiles



Sizes	Thickness	Surface finish
120x120 cm - 47 1/4" x 47 1/4"	± 9 mm	Matte Velvet Grip
AJMT White Matte Sensitech		
AJM3 White Velvet		
AJND White Grip Sensitech		
120x120 cm - 47 1/4" x 47 1/4"	± 20 mm	Outdoor
AJPE White 20 mm Outdoor Sensitech		
120x278 cm - 47 1/4" x 109 1/2"	± 6 mm	Matte
AJMJ White		

Sizes	Thickness	Surface finish
120x120 cm - 47 1/4" x 47 1/4"	± 6 mm	Matte
A2TK White 6 mm		
AMGI White 9 mm Matte Sensitech		
AMGN White 9 mm Grip Sensitech		
120x120 cm - 47 1/4" x 47 1/4"	± 20 mm	Outdoor
AMG3 White 20 mm Outdoor Sensitech		
120x240 cm - 47 1/4" x 94 1/2"	± 9 mm	Matte
AMGD White Matte Sensitech		
120x240 cm - 47 1/4" x 94 1/2"	± 20 mm	Outdoor
A2RØ White 20 mm Outdoor Sensitech		
120x278 cm - 47 1/4" x 109 1/2"	± 6 mm	Matte
AØBD White		
160x160 cm - 63" x 63"	± 6 mm	Matte
AØDE White RT		

atlasPLAN

160x320 cm - 63" x 126"	± 6 mm	Hammered
AOSZ White Hammered		
162x324 cm - 63 3/4" x 127 1/2"	P.366	
SINGLE SLAB NON-RECTIFIED FOR COUNTERTOPS & FURNITURE		

Sizes	Thickness	Surface finish
120x120 cm - 47 1/4" x 47 1/4"	± 9 mm	Matte Velvet Grip
AJMY Pearl Matte Sensitech		
AJM8 Pearl Velvet		
AJNI Pearl Grip Sensitech		
120x120 cm - 47 1/4" x 47 1/4"	± 20 mm	Outdoor
AJMH Pearl 20 mm Outdoor Sensitech		
120x278 cm - 47 1/4" x 109 1/2"	± 6 mm	Matte
AJMO Pearl 120x278		

Sizes	Thickness	Surface finish
120x120 cm - 47 1/4" x 47 1/4"	± 9 mm	Silk Matte Grip
A4OP Cloud Silk		
A4OJ Cloud Matte Sensitech		
A5OK Cloud Grip Sensitech		
120x120 cm - 47 1/4" x 47 1/4"	± 20 mm	Outdoor
A5OO Cloud 20 mm Outdoor Sensitech		
120x278 cm - 47 1/4" x 109 1/2"	± 6 mm	Matte
A4US Cloud		

Sizes	Thickness	Surface finish
120x120 cm - 47 1/4" x 47 1/4"	± 6 mm	Matte
A2TM Pearl 6 mm		
AMGJ Pearl 9 mm Matte Sensitech		
AMGO Pearl 9 mm Grip Sensitech		
120x240 cm - 47 1/4" x 94 1/2"	± 9 mm	Matte
AMGE Pearl Matte Sensitech		
120x278 cm - 47 1/4" x 109 1/2"	± 6 mm	Matte
AØBE Pearl		

Sizes	Thickness	Surface finish
120x120 cm - 47 1/4" x 47 1/4"	± 6 mm	Matte
A2TN Grey 6 mm		
AMGK Grey 9 mm Matte Sensitech		
AMGP Grey 9 mm Grip Sensitech		
120x120 cm - 47 1/4" x 47 1/4"	± 20 mm	Outdoor
AMG5 Boost Grey 20 mm Outdoor Sensitech		
120x240 cm - 47 1/4" x 94 1/2"	± 9 mm	Matte
AMGF Grey Matte Sensitech		
120x240 cm - 47 1/4" x 94 1/2"	± 20 mm	Outdoor
A2R9 Grey 20 mm Outdoor Sensitech		
120x278 cm - 47 1/4" x 109 1/2"	± 6 mm	Matte
AØBF Grey		
160x160 cm - 63" x 63"	± 6 mm	Matte
A68K Grey RT		

atlasPLAN

160x320 cm - 63" x 126"	± 6 mm	Hammered
A68I Grey Hammered		
162x324 cm - 63 3/4" x 127 1/2"	P.366	
SINGLE SLAB NON-RECTIFIED FOR COUNTERTOPS & FURNITURE		

Concrete Look

INDEX



PRODUCT FINDER



SURFACE RANGE



COMPANY



COLLECTIONS



LARGE SIZES



MARBLE LOOK
CONCRETE LOOK
WOOD LOOK
STONE LOOK
COLOR & DECOR LOOK

SLABS FOR COUNTERTOPS & FURNITURE



FURNITURE



FACADES



TECHNICAL SPECIFICATIONS



⁽¹⁾ The various graphics of the product are distributed randomly in the boxes, without the possibility of choosing between the available patterns.

(translations: page 365)

Large Sizes⁽¹⁾

Porcelain Tiles



Sizes	Thickness	Surface finish
120x120 cm - 47 1/4" x 47 1/4"	± 9 mm	Matte Velvet Grip
AJMZ Grey Matte Sensitech		
AJM9 Grey Velvet		
AJNJ Grey Grip Sensitech		
120x120 cm - 47 1/4" x 47 1/4"	± 20 mm	Outdoor
AJPG Grey 20 mm Outdoor Sensitech		
120x278 cm - 47 1/4" x 109 1/2"	± 6 mm	Matte
AJMP Grey		



Sizes	Thickness	Surface finish
120x120 cm - 47 1/4" x 47 1/4"	± 9 mm	Silk Matte Grip
A4OQ Fog Silk		
A4OK Fog Matte Sensitech		
A5OL Fog Grip Sensitech		
120x120 cm - 47 1/4" x 47 1/4"	± 20 mm	Outdoor
A5OP Fog 20 mm Outdoor Sensitech		
120x278 cm - 47 1/4" x 109 1/2"	± 6 mm	Matte
A4UT Fog		



Sizes	Thickness	Surface finish
120x120 cm - 47 1/4" x 47 1/4"	± 9 mm	Matte Velvet Grip
AJMØ Smoke Matte Sensitech		
AJNA Smoke Velvet		
AJNK Grey Smoke Sensitech		
120x278 cm - 47 1/4" x 109 1/2"	± 6 mm	Matte
AJMQ Smoke		



Sizes	Thickness	Surface finish
120x120 cm - 47 1/4" x 47 1/4"	± 6 mm	Matte
AJMØ Smoke Matte Sensitech		
A2TO Smoke 6 mm		
AMGL Smoke 9 mm Matte Sensitech		
AMGQ Smoke Grip Sensitech		
120x120 cm - 47 1/4" x 47 1/4"	± 20 mm	Outdoor
AMG6 Smoke 20 mm Outdoor Sensitech		
120x240 cm - 47 1/4" x 94 1/2"	± 9 mm	Matte
AMGG Smoke Matte Sensitech		
120x278 cm - 47 1/4" x 109 1/2"	± 6 mm	Matte
AØBG Smoke		
160x160 cm - 63" x 63"	± 6 mm	Matte
AØDF Smoke RT		

atlasPLAN		
160x320 cm - 63" x 126"	± 6 mm	Hammered
AO5Ø Smoke Hammered		
162x324 cm - 63 3/4" x 127 1/2"	P.366	
SINGLE SLAB NON-RECTIFIED FOR COUNTERTOPS & FURNITURE		



Sizes	Thickness	Surface finish
120x120 cm - 47 1/4" x 47 1/4"	± 9 mm	Matte Grip
A65P Coal Matte Sensitech		
A657 Coal Grip Sensitech		
120x278 cm - 47 1/4" x 109 1/2"	± 6 mm	Matte
A67F Coal		



Sizes	Thickness	Surface finish
120x120 cm - 47 1/4" x 47 1/4"	± 9 mm	Matte Velvet Grip
AJM1 Tarmac Matte Sensitech		
AJNB Tarmac Velvet		
AJNL Tarmac Grip Sensitech		
120x278 cm - 47 1/4" x 109 1/2"	± 6 mm	Matte
AJMR Tarmac		

Concrete Look

INDEX



PRODUCT FINDER



SURFACE RANGE



COMPANY



COLLECTIONS



LARGE SIZES



MARBLE LOOK

CONCRETE LOOK

WOOD LOOK

STONE LOOK

COLOR & DECOR LOOK

SLABS FOR COUNTERTOPS & FURNITURE



FURNITURE



FACADES



TECHNICAL SPECIFICATIONS



⁽¹⁾ The various graphics of the product are distributed randomly in the boxes, without the possibility of choosing between the available patterns.

(translations: page 365)



Large Sizes⁽¹⁾

Porcelain Tiles

Concrete Look

Wood Look

Stone Look



Sizes	Thickness	Surface finish
120x120 cm - 47 ¹ / ₄ "x47 ¹ / ₄ "	± 6 mm ± 9 mm	Matte Matte Grip
A2TP Tarmac 6 mm AMGM Tarmac 9 mm Matte Sensitech AMGR Tarmac 9 mm Grip Sensitech		
120x120 cm - 47 ¹ / ₄ "x47 ¹ / ₄ "	± 20 mm	Outdoor
AMG7 Tarmac 20 mm Outdoor Sensitech		
120x240 cm - 47 ¹ / ₄ "x94 ¹ / ₂ "	± 9 mm	Matte
AMGH Tarmac Sensitech		
120x278 cm - 47 ¹ / ₄ "x109 ¹ / ₂ "	± 6 mm	Matte
AOQB Tarmac		
160x160 cm - 63"x63"	± 6 mm	Matte
A68L Tarmac RT		
atlasPLAN		
160x320 cm - 63"x126"	± 6 mm	Hammered
A68J Tarmac Hammered		
162x324 cm - 63 ³ / ₄ "x127 ¹ / ₂ "	P.366	SINGLE SLAB NON-RECTIFIED FOR COUNTERTOPS & FURNITURE

Sizes	Thickness	Surface finish
120x120 cm - 47 ¹ / ₄ "x47 ¹ / ₄ "	± 9 mm	Silk Matte
A4OR Graphite Silk A4OL Graphite Matte Sensitech		
120x278 cm - 47 ¹ / ₄ "x109 ¹ / ₂ "	± 6 mm	Matte
A4UU Graphite		

Sizes	Thickness	Surface finish
atlasPLAN		
160x320 cm - 63"x126"	± 6 mm	Matte
AKFD Noce Canaletto Matte		
162x324 cm - 63 ³ / ₄ "x127 ¹ / ₂ "	P.366	SINGLE SLAB NON-RECTIFIED FOR COUNTERTOPS & FURNITURE

Sizes	Thickness	Surface finish
120x120 cm - 47 ¹ / ₄ "x47 ¹ / ₄ "	± 9 mm	Matte
AHT6 White Matte Sensitech		
120x120 cm - 47 ¹ / ₄ "x47 ¹ / ₄ "	± 20 mm	Outdoor
AH35 White 20 mm Outdoor Sensitech		
120x240 cm - 47 ¹ / ₄ "x94 ¹ / ₂ "	± 9 mm	Matte
AHW1 White Elegant Matte Sensitech		
120x278 cm - 47 ¹ / ₄ "x109 ¹ / ₂ "	± 6 mm	Matte
AHWW White Elegant		

Sizes	Thickness	Surface finish
120x120 cm - 47 ¹ / ₄ "x47 ¹ / ₄ "	± 9 mm	Matte
A8XD Ivory Matte Sensitech		
120x120 cm - 47 ¹ / ₄ "x47 ¹ / ₄ "	± 20 mm	Outdoor
A84U Ivory 20 mm Outdoor Sensitech		
120x278 cm - 47 ¹ / ₄ "x109 ¹ / ₂ "	± 6 mm	Matte
A8Y7 Ivory		

Sizes	Thickness	Surface finish
120x120 cm - 47 ¹ / ₄ "x47 ¹ / ₄ "	± 9 mm	Matte
A3DI Ivory Matte Sensitech		
120x278 cm - 47 ¹ / ₄ "x109 ¹ / ₂ "	± 6 mm	Matte
A3EI Ivory		

⁽¹⁾ The various graphics of the product are distributed randomly in the boxes, without the possibility of choosing between the available patterns.

(translations: page 365)

INDEX



PRODUCT FINDER



SURFACE RANGE



COMPANY



COLLECTIONS



LARGE SIZES



MARBLE LOOK
CONCRETE LOOK
WOOD LOOK
STONE LOOK
COLOR & DECOR LOOK

SLABS FOR COUNTERTOPS & FURNITURE



FURNITURE



FACADES



TECHNICAL SPECIFICATIONS



Large Sizes⁽¹⁾

Porcelain Tiles



BOOST STONE
IVORY

Sizes **Thickness** **Surface finish**

120x120 cm - 47¹/₄"x47¹/₄" ± 9 mm Matte
A6QT Ivory Matte [Sensitech](#)

120x278 cm - 47¹/₄"x109¹/₂" ± 6 mm Matte
A6R8 Ivory Matte

atlasPLAN

160x320 cm - 63"x126" ± 6 mm Hammered
AJRX Ivory Hammered

162x324 cm - 63³/₄"x127¹/₂" P.366
SINGLE SLAB NON-RECTIFIED
FOR COUNTERTOPS & FURNITURE



BOOST STONE
WHITE

Sizes **Thickness** **Surface finish**

120x120 cm - 47¹/₄"x47¹/₄" ± 9 mm Matte
A6QS White Matte [Sensitech](#)

120x120 cm - 47¹/₄"x47¹/₄" ± 20 mm Outdoor
A67M White 20 mm Outdoor [Sensitech](#)

120x278 cm - 47¹/₄"x109¹/₂" ± 6 mm Matte
A6R7 White



BOOST STONE
CREAM

Sizes **Thickness** **Surface finish**

120x120 cm - 47¹/₄"x47¹/₄" ± 9 mm Matte
A6QU Cream Matte [Sensitech](#)

120x120 cm - 47¹/₄"x47¹/₄" ± 20 mm Outdoor
A67N Cream 20 mm Outdoor [Sensitech](#)

120x278 cm - 47¹/₄"x109¹/₂" ± 6 mm Matte
A6R9 Cream



LIMS
GREY

Sizes **Thickness** **Surface finish**

120x120 cm - 47¹/₄"x47¹/₄" ± 9 mm Matte
A3DK Grey [Sensitech](#)

120x278 cm - 47¹/₄"x109¹/₂" ± 6 mm Matte
A3EK Grey




LIMS
BEIGE

Sizes **Thickness** **Surface finish**

120x120 cm - 47¹/₄"x47¹/₄" ± 9 mm Matte
A3DJ Beige [Sensitech](#)

120x278 cm - 47¹/₄"x109¹/₂" ± 6 mm Matte
A3EJ Beige



LIMS
DESERT

Sizes **Thickness** **Surface finish**

120x120 cm - 47¹/₄"x47¹/₄" ± 9 mm Matte
A3DL Desert [Sensitech](#)

120x278 cm - 47¹/₄"x109¹/₂" ± 6 mm Matte
A3EL Desert

Stone Look

INDEX



PRODUCT
FINDER



SURFACE
RANGE



COMPANY



COLLECTIONS



LARGE SIZES



MARBLE LOOK
CONCRETE LOOK
WOOD LOOK
STONE LOOK
COLOR & DECOR LOOK

SLABS FOR
COUNTERTOPS
& FURNITURE



FURNITURE



FACADES



TECHNICAL
SPECIFICATIONS



⁽¹⁾ The various graphics of the product are distributed randomly in the boxes, without the possibility of choosing between the available patterns.

(translations: page 365)

Large Sizes⁽¹⁾

Porcelain Tiles



BOOST STONE
CLAY

Sizes	Thickness	Surface finish
120x120 cm - 47 1/4" x 47 1/4"	± 9 mm	Matte
A6QV Clay Matte Sensitech		
120x120 cm - 47 1/4" x 47 1/4"	± 20 mm	Outdoor
A67O Clay 20 mm Outdoor Sensitech		
120x278 cm - 47 1/4" x 109 1/2"	± 6 mm	Matte
A6SA Clay		




BOOST STONE
TAUPE

Sizes	Thickness	Surface finish
120x120 cm - 47 1/4" x 47 1/4"	± 9 mm	Matte
A6QW Taupe Matte Sensitech		
120x278 cm - 47 1/4" x 109 1/2"	± 6 mm	Matte
A6SB Taupe		



BOOST STONE
TOBACCO

Sizes	Thickness	Surface finish
120x120 cm - 47 1/4" x 47 1/4"	± 9 mm	Matte
A6QZ Tobacco Matte Sensitech		
120x278 cm - 47 1/4" x 109 1/2"	± 6 mm	Matte
A6SF Tobacco		



BOOST MIX
PEARL

Sizes	Thickness	Surface finish
120x120 cm - 47 1/4" x 47 1/4"	± 9 mm	Matte
A8XE Pearl Matte Sensitech		
120x120 cm - 47 1/4" x 47 1/4"	± 20 mm	Outdoor
A84V Pearl 20 mm Outdoor Sensitech		
120x278 cm - 47 1/4" x 109 1/2"	± 6 mm	Matte
A8Y8 Pearl		



BOOST STONE
PEARL

Sizes	Thickness	Surface finish
120x120 cm - 47 1/4" x 47 1/4"	± 9 mm	Matte
A6QX Pearl Matte Sensitech		
120x278 cm - 47 1/4" x 109 1/2"	± 6 mm	Matte
A6SC Pearl		



BOOST MINERAL
PEARL

Sizes	Thickness	Surface finish
120x120 cm - 47 1/4" x 47 1/4"	± 9 mm	Matte
AHT7 Pearl Matte Sensitech		
120x240 cm - 47 1/4" x 94 1/2"	± 9 mm	Matte
AHW2 Pearl Elegant Matte Sensitech		
120x278 cm - 47 1/4" x 109 1/2"	± 6 mm	Matte
AHWX Pearl Elegant		

Stone Look

⁽¹⁾ The various graphics of the product are distributed randomly in the boxes, without the possibility of choosing between the available patterns.

(translations: page 365)

INDEX



PRODUCT
FINDER



SURFACE
RANGE



COMPANY



COLLECTIONS



LARGE SIZES



MARBLE LOOK
CONCRETE LOOK
WOOD LOOK
STONE LOOK
COLOR & DECOR LOOK

SLABS FOR
COUNTERTOPS
& FURNITURE



FURNITURE



FACADES



TECHNICAL
SPECIFICATIONS



Large Sizes⁽¹⁾

Porcelain Tiles




BOOST MINERAL GREY

Sizes	Thickness	Surface finish
120x120 cm - 47 ¹ / ₄ "x47 ¹ / ₄ "	± 9 mm	Matte
AHT8 Grey Matte Sensitech		
120x120 cm - 47 ¹ / ₄ "x47 ¹ / ₄ "	± 20 mm	Outdoor
AH36 Grey 20 mm Outdoor Sensitech		
120x240 cm - 47 ¹ / ₄ "x94 ¹ / ₂ "	± 9 mm	Matte
AHW3 Grey Elegant Matte Sensitech		
120x240 cm - 47 ¹ / ₄ "x94 ¹ / ₂ "	± 20 mm	Outdoor
AH34 Grey Elegant 20 mm Outdoor Sensitech		
120x278 cm - 47 ¹ / ₄ "x109 ¹ / ₂ "	± 6 mm	Matte
AHWY Grey Elegant		

atlasPLAN

160x320 cm - 63"x126"	± 6 mm	Hammered
AKGA Grey Hammered		

162x324 cm - 63 ³ / ₄ "x127 ¹ / ₂ "	P.366
SINGLE SLAB NON-RECTIFIED FOR COUNTERTOPS & FURNITURE	



KONE MIX

Sizes	Thickness	Surface finish
160x320 cm - 63"x126"	± 6 mm	Hammered
AJKP Kone Mix Hammerd		
162x324 cm - 63 ³ / ₄ "x127 ¹ / ₂ "	P.366	
SINGLE SLAB NON-RECTIFIED FOR COUNTERTOPS & FURNITURE		



BOOST STONE GREY

Sizes	Thickness	Surface finish
120x120 cm - 47 ¹ / ₄ "x47 ¹ / ₄ "	± 9 mm	Matte
A6QY Grey Matte Sensitech		
120x120 cm - 47 ¹ / ₄ "x47 ¹ / ₄ "	± 20 mm	Outdoor
A67P Grey 20 mm Outdoor Sensitech		
120x278 cm - 47 ¹ / ₄ "x109 ¹ / ₂ "	± 6 mm	Matte
A6SD Grey		




BOOST MINERAL SMOKE

Sizes	Thickness	Surface finish
120x120 cm - 47 ¹ / ₄ "x47 ¹ / ₄ "	± 9 mm	Matte
AHT9 Smoke Sensitech		
120x120 cm - 47 ¹ / ₄ "x47 ¹ / ₄ "	± 20 mm	Outdoor
AH37 Smoke 20 mm Outdoor Sensitech		
120x240 cm - 47 ¹ / ₄ "x94 ¹ / ₂ "	± 9 mm	Matte
AHW4 Smoke Elegant Sensitech		
120x278 cm - 47 ¹ / ₄ "x109 ¹ / ₂ "	± 6 mm	Matte
AHWZ Smoke Elegant		



BOOST STONE SMOKE

Sizes	Thickness	Surface finish
120x120 cm - 47 ¹ / ₄ "x47 ¹ / ₄ "	± 9 mm	Matte
A6L8 Smoke Sensitech		
120x120 cm - 47 ¹ / ₄ "x47 ¹ / ₄ "	± 20 mm	Outdoor
A7II Smoke 20 mm Outdoor Sensitech		
120x278 cm - 47 ¹ / ₄ "x109 ¹ / ₂ "	± 6 mm	Matte
A6SE Smoke		



BOOST MIX SMOKE

Sizes	Thickness	Surface finish
120x120 cm - 47 ¹ / ₄ "x47 ¹ / ₄ "	± 9 mm	Matte
A8XF Smoke Sensitech		
120x120 cm - 47 ¹ / ₄ "x47 ¹ / ₄ "	± 20 mm	Outdoor
A84W Smoke 20 mm Outdoor Sensitech		
120x278 cm - 47 ¹ / ₄ "x109 ¹ / ₂ "	± 6 mm	Matte
A8Y9 Smoke		

Stone Look

INDEX



PRODUCT FINDER



SURFACE RANGE



COMPANY



COLLECTIONS



LARGE SIZES



MARBLE LOOK
CONCRETE LOOK
WOOD LOOK
STONE LOOK
COLOR & DECOR LOOK

SLABS FOR COUNTERTOPS & FURNITURE



FURNITURE



FACADES



TECHNICAL SPECIFICATIONS



⁽¹⁾ The various graphics of the product are distributed randomly in the boxes, without the possibility of choosing between the available patterns.

(translations: page 365)

Large Sizes⁽¹⁾

Porcelain Tiles



Sizes	Thickness	Surface finish
120x120 cm - 47 ¹ / ₄ "x47 ¹ / ₄ "	± 9 mm	Matte
AHUA Tarmac Matte Sensitech		
120x120 cm - 47 ¹ / ₄ "x47 ¹ / ₄ "	± 20 mm	Outdoor
AH38 Tarmac 20 mm Outdoor Sensitech		
120x240 cm - 47 ¹ / ₄ "x94 ¹ / ₂ "	± 9 mm	Matte
AHW5 Tarmac Elegant Matte Sensitech		
120x278 cm - 47 ¹ / ₄ "x109 ¹ / ₂ "	± 6 mm	Matte
AHWØ Tarmac Elegant		



Sizes	Thickness	Surface finish
120x120 cm - 47 ¹ / ₄ "x47 ¹ / ₄ "	± 9 mm	Matte
A6QØ Tarmac Matte Sensitech		
120x120 cm - 47 ¹ / ₄ "x47 ¹ / ₄ "	± 20 mm	Outdoor
A67Q Tarmac 20 mm Outdoor Sensitech		
120x278 cm - 47 ¹ / ₄ "x109 ¹ / ₂ "	± 6 mm	Matte
A6SG Tarmac		



Sizes	Thickness	Surface finish
160x320 cm - 63"x126"	± 6 mm	Hammered
AJKO Basaltina Volcano Hammered		
162x324 cm - 63 ³ / ₄ "x127 ¹ / ₂ "	P.366	
SINGLE SLAB NON-RECTIFIED FOR COUNTERTOPS & FURNITURE		

Stone Look

Glazed Porcelain Tiles



Sizes	Thickness	Surface finish
120x278 cm - 47 ¹ / ₄ "x109 ¹ / ₂ "	± 6 mm	Matte
A4VH Bloom ⁽⁴⁾		



Sizes	Thickness	Surface finish
120x278 cm - 47 ¹ / ₄ "x109 ¹ / ₂ "	± 6 mm	Matte
A4VI Caramel ⁽⁴⁾		



Sizes	Thickness	Surface finish
120x278 cm - 47 ¹ / ₄ "x109 ¹ / ₂ "	± 6 mm	Matte
A4VJ Grape ⁽⁴⁾		

Color & Decor

⁽¹⁾ The various graphics of the product are distributed randomly in the boxes, without the possibility of choosing between the available patterns.
⁽⁴⁾ The use of a common mild detergent is recommended. Avoid using acidic or alkaline products, waxes, steel wool, or abrasives.
 The decoration can only be laid on the wall (translations: page 365)

INDEX

PRODUCT FINDER

SURFACE RANGE

COMPANY

COLLECTIONS

LARGE SIZES

MARBLE LOOK
CONCRETE LOOK
WOOD LOOK
STONE LOOK
COLOR & DECOR LOOK

SLABS FOR COUNTERTOPS & FURNITURE

FURNITURE

FACADES

TECHNICAL SPECIFICATIONS

Large Sizes⁽¹⁾

Glazed Porcelain Tiles



Sizes **Thickness** **Surface finish**
120x278 cm - 47 1/4"x109 1/2" ± 6 mm **Matte**
 A4VK Dusk⁽⁴⁾



Sizes **Thickness** **Surface finish**
120x278 cm - 47 1/4"x109 1/2" ± 6 mm **Matte**
 A4VL Midnight⁽⁴⁾



Sizes **Thickness** **Surface finish**
120x278 cm - 47 1/4"x109 1/2" ± 6 mm **Matte**
 A4VM Moss⁽⁴⁾

Glazed Porcelain Tiles




Sizes **Thickness** **Surface finish**
120x278 cm - 47 1/4"x109 1/2" ± 6 mm **Matte**
 A4VN Emerald⁽⁴⁾

Porcelain Tiles




Sizes **Thickness** **Surface finish**
120x278 cm - 47 1/4"x109 1/2" ± 6 mm **Matte**
 AKNI Salix



Sizes **Thickness** **Surface finish**
120x278 cm - 47 1/4"x109 1/2" ± 6 mm **Matte**
 AKNE Mauve

Color & Decor

⁽¹⁾ The various graphics of the product are distributed randomly in the boxes, without the possibility of choosing between the available patterns.
⁽⁴⁾ The use of a common mild detergent is recommended. Avoid using acidic or alkaline products, waxes, steel wool, or abrasives.
 The decoration can only be laid on the wall (translations: page 365)

Large Sizes⁽¹⁾

Porcelain Tiles



BOOST COLOR
JADE

Sizes **Thickness** **Surface finish**
120x278 cm - 47 1/4" x 109 1/2" ± 6 mm Matte
 AKNK Jade



BOOST COLOR
TEAL

Sizes **Thickness** **Surface finish**
120x278 cm - 47 1/4" x 109 1/2" ± 6 mm Matte
 AKNL Teal



BOOST NATURAL
COBALT

Sizes **Thickness** **Surface finish**
120x120 cm - 47 1/4" x 47 1/4" ± 9 mm Matte
 A65Q Cobalt Matte [Sensitech](#)
120x278 cm - 47 1/4" x 109 1/2" ± 6 mm Matte
 A67G Cobalt


Glazed Porcelain Tiles



PRISM
BRUSH

Sizes **Thickness** **Surface finish**
120x278 cm - 47 1/4" x 109 1/2" ± 6 mm Matte
 A4VP Brush XL ⁽¹⁾⁽⁴⁾


PATTERNS



PRISM
GRADIENT

Sizes **Thickness** **Surface finish**
120x278 cm - 47 1/4" x 109 1/2" ± 6 mm Matte
 A4VO Gradient XL ⁽¹⁾⁽⁴⁾


PATTERNS



BOOST PRO
LEAVES

Sizes **Thickness** **Surface finish**
120x278 cm - 47 1/4" x 109 1/2" ± 6 mm Matte
 A3HE Leaves A ^{(4) (5)}
 A3M2 Leaves B ^{(4) (5)}

PATTERNS



A

B

Color & Decor

INDEX



PRODUCT
FINDER



SURFACE
RANGE



COMPANY



COLLECTIONS



LARGE SIZES



MARBLE LOOK
CONCRETE LOOK
WOOD LOOK
STONE LOOK
COLOR & DECOR LOOK

SLABS FOR
COUNTERTOPS
& FURNITURE



FURNITURE



FACADES



TECHNICAL
SPECIFICATIONS



⁽¹⁾ The various graphics of the product are distributed randomly in the boxes, without the possibility of choosing between the available patterns.

⁽⁴⁾ The use of a common mild detergent is recommended. Avoid using acidic or alkaline products, waxes, steel wool, or abrasives.

⁽⁵⁾ The decoration can only be laid on the wall

(translations: page 365)

Large Sizes⁽¹⁾

Porcelain Tiles

Color & Decor

Solid Look



BOOST PRO GROVE

Sizes **Thickness** **Surface finish**
120x278 cm - 47¹/₄"x109¹/₂" ± 6 mm Matte
 AØLW Grove⁽²⁾



BOOST PRO PAINT


Sizes **Thickness** **Surface finish**
120x278 cm - 47¹/₄"x109¹/₂" ± 6 mm Matte
 AØLX Paint⁽³⁾



ABSOLUTE WHITE

Sizes **Thickness** **Surface finish**
atlasPLAN
160x320 cm - 63"x126" ± 6 mm Matte
 AJKR Absolute White Matte
162x324 cm - 63³/₈"x127¹/₂" P.366
159x324 cm - 62⁷/₈"x127¹/₂"
 SINGLE SLAB NON-RECTIFIED
 FOR COUNTERTOPS & FURNITURE

PATTERNS



PATTERNS



⁽¹⁾ The various graphics of the product are distributed randomly in the boxes, without the possibility of choosing between the available patterns.
⁽²⁾ The use of a common mild detergent is recommended. Avoid using acidic or alkaline products, waxes, steel wool, or abrasives.
⁽³⁾ Codes A and B are sold separately.
⁽⁴⁾ The decoration can only be laid on the wall (translations: page 365)



INDEX

PRODUCT FINDER

SURFACE RANGE

COMPANY

COLLECTIONS

LARGE SIZES

- MARBLE LOOK
- CONCRETE LOOK
- WOOD LOOK
- STONE LOOK
- COLOR & DECOR LOOK

SLABS FOR COUNTERTOPS & FURNITURE

FURNITURE

FACADES

TECHNICAL SPECIFICATIONS

MARBLE LOOK



Marvel Calacatta Apuano, Marvel Calacatta Delicato, Marvel Calacatta Prestigio, Marvel Carrara Pure, Marvel Bianco Dolomite, Marvel Calacatta Sublime, Marvel Calacatta Extra, Marvel Bianco Fantastico, Marvel Statuario Supremo, Marvel Calacatta Meraviglia, Marvel Calacatta Perla, Marvel Calacatta Imperiale, Marvel Calacatta Bernini, Marvel Crema Delicata, Marvel Onyx White, Marvel Onyx Pearl, Marvel Crystal White, Marvel Statuario Select, Marvel Travertine White Vein, Marvel Travertine White Cross, Marvel Travertine Sand Vein, Marvel Travertine Sand Cross, Marvel Travertine Pearl Vein, Marvel Travertine Pearl Cross, Cream Prestige

Floor Wall Slabs for furniture

160x320 cm 63"x126"	± 6 mm	Polished		Polished		Polished		Polished		Polished	Polished Matte		Silk	Polished	Polished	Polished	Polished	Polished	Polished		Hammered				
160x160 cm 63"x63"	± 6 mm			Polished		Polished		Polished		Polished					Polished										
120x278 cm 47 1/4"x109 1/2"	± 6 mm	Polished Silk	Polished	Polished Silk	Polished Matte	Polished Matte	Polished Silk	Polished Matte	Polished Matte	Polished Silk	Polished	Polished Silk	Polished	Polished	Polished Matte	Polished	Polished	Polished	Polished	Matte		Matte		Matte	
120x240 cm 47 1/4"x94 1/2"	± 9 mm	Polished	Polished	Polished	Polished	Polished	Polished	Polished	Polished	Polished	Polished	Polished	Polished	Polished	Polished	Polished	Polished	Polished	Polished	Polished	Matte Sensitech		Matte Sensitech		Matte Sensitech
120x120 cm 47 1/4"x47 1/4"	± 9 mm	Polished Silk	Polished Matte Sensitech	Polished Matte Sensitech	Polished Matte Sensitech	Polished Matte Sensitech	Polished Silk	Polished Matte Sensitech	Polished Matte Sensitech	Polished Matte Sensitech	Polished Velvet	Polished Silk	Polished Matte Sensitech	Polished Velvet	Polished Matte Sensitech	Polished	Polished	Polished	Polished		Matte Sensitech		Matte Sensitech		Matte Sensitech

Slabs for countertops and furniture

162x324 cm 63 3/4"x127 1/2"	± 12 mm	Polished Silk	Silk	Silk		Polished		Polished Silk		Polished Satin Silk	Polished Silk		Polished Silk	Polished Silk	Polished Silk	Polished Silk	Polished Silk	Polished Silk	Polished Silk		Hammered		Hammered		Silk
Non-rectified / non rettificato	± 20 mm																								
159x324 cm 62 5/8"x127 1/2"	± 20 mm					Polished		Polished Matte		Polished Matte			Polished Matte	Polished Matte				Polished							
Non-rectified / non rettificato																									

INDEX

PRODUCT FINDER

SURFACE RANGE

COMPANY

COLLECTIONS

LARGE SIZES

MARBLE LOOK
CONCRETE LOOK
WOOD LOOK
STONE LOOK
COLOR & DECOR LOOK

SLABS FOR COUNTERTOPS & FURNITURE

FURNITURE

FACADES

TECHNICAL SPECIFICATIONS

MARBLE LOOK



Marvel Onyx Alabaster Calacatta Antique Calacatta Gold Marvel Desert Soul Marvel Exotic Green Marvel Amazonite Exotic Wave Marvel Grey Cloud White Cloud Marvel Silver Majestic Light Grey Stone Marvel Grigio Elegante Marvel Grey Fleury Marvel Fior di Bosco Marvel Grey Stone Precious Brown Marvel Grigio Intenso Marvel Black Atlantis Marvel Black Origin Marvel Nero Marquina Marvel Onyx Noir Marvel Calacatta Black Marvel Ultramarine Marvel Onyx Sky Marvel Onyx Quartz

Floor Wall Slabs for furniture

160x320 cm 63"x126"	± 6 mm			Polished	Polished	Polished		Polished				Silk			Polished	Silk	Silk						Silk Polished			
160x160 cm 63"x63"	± 6 mm																									
120x278 cm 47 1/4"x109 1/2"	± 6 mm	Polished			Polished	Polished	Polished		Polished Silk		Polished		Polished	Polished Matte	Polished Silk	Polished Matte		Polished	Polished Matte	Polished		Polished	Polished	Polished	Polished	Polished
120x240 cm 47 1/4"x94 1/2"	± 9 mm	Polished							Polished		Polished		Polished		Polished	Polished			Polished	Polished		Polished				
120x120 cm 47 1/4"x47 1/4"	± 9 mm	Polished			Polished	Polished	Polished		Polished Silk		Polished Velvet		Polished Velvet	Polished Matte Sensitech	Polished Silk	Polished Matte Sensitech			Polished Matte Sensitech	Polished Velvet		Polished	Polished			

Slabs for countertops and furniture

162x324 cm 63 3/4"x127 1/2"	± 12 mm		Polished	Polished Silk	Polished Silk	Polished		Polished		Silk		Silk			Polished Silk	Silk	Silk		Polished Silk		Polished Satin Silk					
Non-rectified / non rettificato	± 20 mm				Polished											Matte					Matte					
159x324 cm 62 5/8"x127 1/2"	± 20 mm			Polished																						

INDEX



PRODUCT FINDER



SURFACE RANGE



COMPANY



COLLECTIONS



LARGE SIZES



MARBLE LOOK
CONCRETE LOOK
WOOD LOOK
STONE LOOK
COLOR & DECOR LOOK

SLABS FOR COUNTERTOPS & FURNITURE



FURNITURE



FACADES



TECHNICAL SPECIFICATIONS



CONCRETE & RESIN LOOK



Floor Wall Slabs for furniture

160x320 cm 63"x126"	± 6 mm									Matte	Hammered					Hammered	
160x160 cm 63"x63"	± 6 mm										Matte					Matte	
120x278 cm 47 1/4"x109 1/2"	± 6 mm	Matte	Matte	Matte	Matte	Matte	Matte	Matte	Matte	Matte	Matte	Matte	Matte	Matte	Matte	Matte	Matte
120x240 cm 47 1/4"x94 1/2"	± 9 mm		Matte Sensitech						Matte Sensitech							Matte Sensitech	
120x120 cm 47 1/4"x47 1/4"	± 6 mm		Matte						Matte							Matte	Matte
	± 9 mm	Matte Sensitech Velvet	Matte Sensitech	Matte Sensitech Velvet	Matte Sensitech	Matte Sensitech Silk	Matte Sensitech Velvet	Matte Sensitech	Matte Sensitech	Matte Sensitech	Matte Sensitech	Matte Sensitech	Matte Sensitech	Matte Sensitech	Matte Sensitech	Matte Sensitech	Matte Sensitech

Outdoor

120x120 cm 47 1/4"x47 1/4"	± 9 mm	Grip Sensitech	Grip Sensitech	Grip Sensitech	Grip Sensitech	Grip Sensitech	Grip Sensitech	Grip Sensitech	Grip Sensitech	Grip Sensitech	Grip Sensitech	Grip Sensitech			Grip Sensitech	Grip Sensitech	Grip Sensitech	Grip Sensitech
120x240 cm 47 1/4"x94 1/2"	± 20 mm																	
120x120 cm 47 1/4"x47 1/4"	± 20 mm				Outdoor Sensitech	Outdoor Sensitech			Outdoor Sensitech	Outdoor Sensitech	Outdoor Sensitech	Outdoor Sensitech	Outdoor Sensitech		Outdoor Sensitech	Outdoor Sensitech		Outdoor Sensitech

Slabs for countertops and furniture

162x324 cm 63 3/4"x127 1/2"	± 12 mm										Matte						Hammered	
Non-rectified / non rettificato	± 20 mm																	

INDEX

PRODUCT FINDER

SURFACE RANGE

COMPANY

COLLECTIONS

LARGE SIZES

MARBLE LOOK
CONCRETE LOOK
WOOD LOOK
STONE LOOK
COLOR & DECOR LOOK


SLABS FOR COUNTERTOPS & FURNITURE

FURNITURE

FACADES

TECHNICAL SPECIFICATIONS

CONCRETE & RESIN LOOK



Boost Balance Moon Prism Cotton Boost Balance White Boost White Boost Balance Pearl Prism Cloud Boost Pearl Boost Grey Boost Balance Grey Prism Fog Boost Balance Smoke Boost Smoke Boost Natural Coal Boost Balance Tarmac Boost Tarmac Prism Graphite

Floor Wall Slabs for furniture

160x320 cm 63"x126"	± 6 mm					Hammered						Hammered					Hammered		
160x160 cm 63"x63"	± 6 mm					Matte						Matte					Matte		
120x278 cm 47 1/4"x109 1/2"	± 6 mm	Matte	Matte	Matte	Matte	Matte	Matte	Matte	Matte	Matte	Matte	Matte	Matte	Matte	Matte	Matte	Matte	Matte	Matte
120x240 cm 47 1/4"x94 1/2"	± 9 mm					Matte Sensitech						Matte Sensitech	Matte Sensitech				Matte Sensitech		
120x120 cm 47 1/4"x47 1/4"	± 6 mm					Matte						Matte	Matte				Matte		
	± 9 mm	Matte Sensitech Velvet	Matte Sensitech Silk	Matte Sensitech Velvet	Matte Sensitech	Matte Sensitech Velvet	Matte Sensitech Silk	Matte Sensitech	Matte Sensitech	Matte Sensitech Velvet	Matte Sensitech Silk	Matte Sensitech Velvet	Matte Sensitech	Matte Sensitech	Matte Sensitech Velvet	Matte Sensitech	Matte Sensitech Velvet	Matte Sensitech	Matte Sensitech Silk

Outdoor

120x120 cm 47 1/4"x47 1/4"	± 9 mm	Grip Sensitech				Grip Sensitech	Grip Sensitech	Grip Sensitech	Grip Sensitech	Grip Sensitech	Grip Sensitech	Grip Sensitech	Grip Sensitech	Grip Sensitech	Grip Sensitech	Grip Sensitech	Grip Sensitech	Grip Sensitech	
120x240 cm 47 1/4"x94 1/2"	± 20 mm					Outdoor Sensitech						Outdoor Sensitech							
120x120 cm 47 1/4"x47 1/4"	± 20 mm					Outdoor Sensitech	Outdoor Sensitech	Outdoor Sensitech	Outdoor Sensitech			Outdoor Sensitech	Outdoor Sensitech	Outdoor Sensitech			Outdoor Sensitech		

Slabs for countertops and furniture

162x324 cm 63 3/4"x127 1/2" Non-rectified / non rettificato	± 12 mm					Hammered						Hammered					Hammered		
	± 20 mm																		

- INDEX ☰
- PRODUCT FINDER ➤
- SURFACE RANGE ➤
- COMPANY ➤
- COLLECTIONS ➤
- LARGE SIZES** ➤
 - MARBLE LOOK
 - CONCRETE LOOK
 - WOOD LOOK
 - STONE LOOK
 - COLOR & DECOR LOOK
- SLABS FOR COUNTERTOPS & FURNITURE ➤
- FURNITURE ➤
- FACADES ➤
- TECHNICAL SPECIFICATIONS ➤

WOOD LOOK



Noce Canaletto

SOLID LOOK




Absolute White

Absolute Black

Black Lava

METAL LOOK



Blaze Iron

COLOR LOOK



Prism Bloom

Prism Caramel

Prism Grape

Prism Dusk

Prism Midnight

Prism Moss

Prism Emerald

Boost Color Salix

Boost Color Mauve

Boost Color Jade

Boost Color Teal

Boost Natural Cobalt

Floor Wall Slabs for furniture

160x320 cm 63"x126"	± 6 mm	Matte				Matte							
------------------------	--------	-------	--	--	--	-------	--	--	--	--	--	--	--

Slabs for countertops and furniture

162x324 cm 63 3/4"x127 1/2" Non-rectified / non rettificato	± 12 mm	Matte			Polished Matte	Matte	Leathered						Matte
	± 20 mm						Leathered						
159x324 cm 62 2/8"x127 1/2" Non-rectified / non rettificato	± 20 mm				Matte								

Floor Wall Slabs for furniture

160x320 cm 63"x126"	± 6 mm												
120x278 cm 47 1/4"x109 1/2"	± 6 mm	Matte	Matte	Matte	Matte	Matte	Matte	Matte	Matte	Matte	Matte	Matte	Matte
120x120 cm 47 1/4"x47 1/4"	± 9 mm												Matte Sensitech

⁰¹ The various graphics of the product are distributed randomly in the boxes, without the possibility of choosing between the available patterns. - All'interno delle casse, le varie grafiche del prodotto sono distribuite in modo casuale, senza possibilità di scelta tra i pattern disponibili. - À l'intérieur delle caisses, les différents graphismes du produit sont distribués en mode aléatoire, sans possibilité de choix entre les motifs disponibles. - Die Kisten enthalten die verschiedenen Grafiken des Artikels nach dem Zufallsprinzip, ohne dass Sie zwischen den einzelnen Motiven wählen können. - En el interior de las cajas, los distintos gráficos de los productos se distribuyen de forma aleatoria, sin que se pueda elegir el patrón disponible. - Рисунки распределены в ящиках в случайном порядке, без возможности выбора из доступных рисунков.

⁰² The Endless Kit contains all the graphics of the product with vein continuity, ensuring that all the numbered faces in the composition can be found in a single box. The number of the graphic - G1, G2, G3, etc. - is printed on the side and indicated with an adhesive label placed on the slab. To reconstruct the surface with continuous veins, simply lay the tiles in numerical progression: G1, G2, G3 and so on. - Il Kit Endless contiene tutte le grafiche del prodotto con continuità di vena, garantisce in un'unica cassa tutte le facce numerate che creano la composizione. Il numero della grafica, indicato come G1, G2, G3, ecc. viene stampato sulla costa del lato 278 e indicato con un adesivo posto sulla lastra. Per ricostruire la superficie con continuità di vena è sufficiente posare le lastre in progressione numerica: G1, G2, G3, ecc. - Le Kit Endless contient tous les graphismes du produit avec la continuité des veinures; il garantit, dans une seule caisse, toutes les faces numérotées qui créent la composition. Le numéro du graphisme, indiqué comme G1, G2, G3, etc. est imprimé sur le bord du côté 278 et indiqué avec un adhésif apposé sur la dalle. Pour reconstruire la surface avec les veinures en continuité, il suffit de poser les dalles en progression numérique: G1, G2, G3, etc. - Kit Endless umfasst alle Grafiken des Produkts mit durchlaufender Äderung und damit alle nummerierten Oberflächen, aus denen sich die Komposition zusammensetzt, garantiert in einer einzigen Kiste. Die Nummer der Grafik, d.h. G1, G2, G3 etc., ist auf der Kante der 278 cm langen Seite aufgedruckt und auch mit einem Klebeetikett auf der Platte angegeben. Um das Gesamtbild mit durchlaufender Äderung zusammensetzen, werden die Platten einfach in numerischer Reihenfolge verlegt: G1, G2, G3 usw. - El Kit Endless contiene todas las caras del producto con continuidad de vetas, garantiza contar en una sola caja con todas las caras numeradas que forman la composición. El número del gráfico, indicado como G1, G2, G3, etc., está impreso en el borde del lado 278 y se indica mediante un adhesivo en la losa. Para reconstruir la superficie con continuidad de vetas, basta con colocar las losas en progresión numérica: G1, G2, G3, etc. - Kit Endless - это комплект, который содержит все плиты, необходимые для составления композиции с непрерывными рисунком прожилки. Все плиты пронумерованы и находятся в одном ящике. Номер плиты, обозначенный как G1, G2, G3 и т.д., напечатан на торце грани 278 и указан также на наклейке в углу плиты. Чтобы при облицовке создать рисунок с непрерывающимися прожилками, необходимо просто уложить плиты в последовательности: G1, G2, G3 и т.д.

⁰³ Minor misalignments in the continuity of the veins between different graphics is normal for this type of product. - Eventuali piccoli disallineamenti nella continuità delle venature tra grafiche diverse sono una caratteristica intrinseca di questa tipologia di prodotto. - Les éventuels petits désalignements de la continuité des veinures entre différents graphismes sont une caractéristique intrinsèque de cette typologie de produit. - Eventuelle kleine Versätze im Verlauf der Äderungen zwischen unterschiedlichen Grafiken sind charakteristisch für dieses Produkt. - Cualquier pequeño desalineado en la continuidad de las vetas entre diferentes gráficos es una característica intrínseca de este tipo de productos. - Возможные небольшие смещения рисунка прожилки на стыке плит являются характеристикой данного вида изделий.

* The product is composed of graphics with vein continuity, but are distributed randomly in the boxes, without the possibility of choosing between the available patterns. - Il prodotto è composto da grafiche con continuità di vena, ma all'interno delle casse queste sono distribuite in modo casuale, senza possibilità di scelta tra i pattern disponibili. - Le produit consiste en des graphismes avec une continuité de la veine, mais dans les boîtes, ceux-ci sont distribués de manière aléatoire, sans choix de motifs. Die verschiedenen Grafiken des Produkts sind durchlaufend geädert, jedoch nach dem Zufallsprinzip in den Kisten enthalten. Daher ist es nicht möglich, zwischen den einzelnen Mustern zu wählen. - El producto consiste en gráficos con continuidad de vetas, pero dentro de las cajas está distribuido de forma aleatoria y no se pueden elegir los patrones. - Это изделие состоит из рисунков с непрерывными прожилками, но они распределены в ящиках в случайном порядке, без возможности выбора из доступных рисунков.

⁰⁴ The use of a common mild detergent is recommended. Avoid using acidic or alkaline products, waxes, steel wool, or abrasives - Si consiglia l'utilizzo di un comune detergente neutro. Evitare l'utilizzo di prodotti acidi o alcalini, ceranti, pagliette di metallo o abrasive. - Nous vous conseillons d'utiliser des détergents neutres courants. Éviter l'utilisation de cires et de produits acides ou alcalins, ainsi que les pâilles métalliques ou abrasives. - Es empfiehlt sich, ein haushaltsübliches, neutrales Reinigungsmittel zu verwenden. Saure oder alkalische Produkte, Wachs sowie Metallwolle bzw. Scheuerschwämme sind zu vermeiden. - Recomendamos utilizar un detergente neutro común. Hay que evitar el uso de productos ácidos o alcalinos, ceras y estropajos de metal o abrasivos. - Рекомендуется очистить обычным нейтральным моющим средством. Не рекомендуется использовать кислотные, щелочные, восковые средства, а также металлические мочалки.

⁰⁵ Codes A and B are sold separately. - I codici A e B sono venduti singolarmente. - Les codes A et B sont vendus individuellement. - Die Codes A und B sind einzeln erhältlich. - Los códigos A y B se venden individualmente. - Коды A и B продаются по отдельности.


⁰⁶ The decoration can only be laid on the wall - Il decoro si può posare solo a rivestimento - Décor uniquement mural - Das Dekor kann nur an der Wand verlegt werden - La decoración se puede colocar únicamente en paredes - Декор может быть уложен только на стену.



Slabs for Countertops & Furniture



162x324 ± 6-12-20 mm
SINGLE SLAB NON-RECTIFIED



159x324 ± 20 mm
SINGLE SLAB NON-RECTIFIED

- ↔ MARBLE LOOK
- ↔ WOOD LOOK
- ↔ CONCRETE LOOK
- ↔ STONE LOOK
- ↔ SOLID LOOK
- ↔ METAL LOOK

↔ NOTES



atlasconcorde.com >
ATLAS PLAN

INDEX



PRODUCT
FINDER



SURFACE
RANGE



COMPANY



COLLECTIONS



LARGE SIZES



SLABS FOR
COUNTERTOPS
& FURNITURE



MARBLE LOOK
WOOD LOOK
CONCRETE LOOK
STONE LOOK
SOLID LOOK
METAL LOOK

FURNITURE



FACADES



TECHNICAL
SPECIFICATIONS




Slabs for Countertops & Furniture

Marble Look




CALACATTA APUANO Bookmatch
162x324 cm - 63³/₄"x127¹/₂"
 ± 12 mm ST *
 AGRP Calacatta Apuano Polished
 AGRQ Calacatta Apuano Bookmatch Polished
 AGRJ Calacatta Apuano Silk
 AGRL Calacatta Apuano Bookmatch Silk




CALACATTA DELICATO
162x324 cm - 63³/₄"x127¹/₂"
 ± 12 mm ST *
 A4T3 Calacatta Delicato Silk



CALACATTA PRESTIGIO Bookmatch
162x324 cm - 63³/₄"x127¹/₂"
 ± 12 mm ST *
 A4TØ Calacatta Prestigio Silk
 A4T1 Calacatta Prestigio Bookmatch Silk



BIANCO DOLOMITE
162x324 cm - 63³/₄"x127¹/₂"
 ± 12 mm ST *
 AAVG Bianco Dolomite Polished
159x324 cm - 62⁵/₈"x127¹/₂"
 ± 20 mm
 ALLN Bianco Dolomite Polished



CALACATTA IMPERIALE Bookmatch
162x324 cm - 63³/₄"x127¹/₂"
 ± 12 mm ST *
 AØXI Calacatta Imperiale Polished
 AØXT Calacatta Imperiale Bookmatch Polished
 AØXV Calacatta Imperiale Silk
 AØXX Calacatta Imperiale Bookmatch Silk

159x324 cm - 62⁵/₈"x127¹/₂"
 ± 20 mm
 AIRS Calacatta Imperiale Polished ⁽¹⁾
 AILP Calacatta Imperiale Matte ⁽¹⁾



CALACATTA BERNINI Bookmatch
162x324 cm - 63³/₄"x127¹/₂"
 ± 12 mm ST *
 AF5E Calacatta Bernini Polished
 AF5K Calacatta Bernini Bookmatch Polished
 AF5B Calacatta Bernini Silk
 AF5C Calacatta Bernini Bookmatch Silk

159x324 cm - 62⁵/₈"x127¹/₂"
 ± 20 mm
 AIRL Calacatta Bernini Matte ⁽¹⁾
 AIRK Calacatta Bernini Polished ⁽¹⁾



ONYX WHITE Bookmatch
162x324 cm - 63³/₄"x127¹/₂"
 ± 12 mm ST *
 AJHD Onyx White Silk
 AJHE Onyx White Bookmatch Silk
 AJHJ Onyx White Polished
 AJHK Onyx White Bookmatch Polished

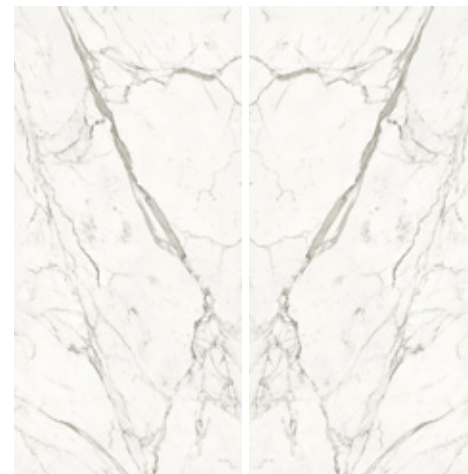


CALACATTA EXTRA Bookmatch
162x324 cm - 63³/₄"x127¹/₂"
 ± 12 mm ST *
 AAVD Calacatta Extra Polished
 AA2X Calacatta Extra Bookmatch Polished
 AA2T Calacatta Extra Silk
 AMJV Calacatta Extra Bookmatch Silk

159x324 cm - 62⁵/₈"x127¹/₂"
 ± 20 mm
 AIRN Calacatta Extra Polished
 AIRP Calacatta Extra Bookmatch Polished
 AIRQ Calacatta Extra Matte
 AIRR Calacatta Extra Bookmatch Matte
 AIRM Calacatta Extra Polished ⁽¹⁾
 ALLQ Calacatta Extra Matte ⁽¹⁾




* With fiberglass mesh



STATUARIO SUPREMO Bookmatch
162x324 cm - 63³/₄"x127¹/₂"
 ± 12 mm ST *
 A4TX Statuario Supremo Silk
 A4TY Statuario Supremo Bookmatch Silk
 A4I3 Statuario Supremo Satin
 A4I5 Statuario Supremo Bookmatch Satin
 AF6A Statuario Supremo Polished
 AF6B Statuario Supremo Bookmatch Polished

159x324 cm - 62⁵/₈"x127¹/₂"
 ± 20 mm
 AILØ Statuario Supremo Polished ⁽¹⁾
 AIRT Statuario Supremo Matte ⁽¹⁾



CALACATTA MERAVIGLIA Bookmatch
162x324 cm - 63³/₄"x127¹/₂"
 ± 12 mm ST *
 AJHB Calacatta Meraviglia Silk
 AJHC Calacatta Meraviglia Bookmatch Silk
 AJHH Calacatta Meraviglia Polished
 AJHI Calacatta Meraviglia Bookmatch Polished



CRYSTAL WHITE Bookmatch
162x324 cm - 63³/₄"x127¹/₂"
 ± 12 mm ST *
 A9C2 Crystal White Polished
 AF2W Crystal White Bookmatch Polished
 A9C4 Crystal White Silk
 AF2X Crystal White Bookmatch Silk

159x324 cm - 62⁵/₈"x127¹/₂"
 ± 20 mm
 AIRJ Crystal White Polished
 AIRH Crystal White Bookmatch Polished



TRAVERTINO SAND
162x324 cm - 63³/₄"x127¹/₂"
 ± 12 mm ST *
 A647 T. Sand Hammered



TRAVERTINO PEARL
162x324 cm - 63³/₄"x127¹/₂"
 ± 12 mm ST *
 AF4Z T. Pearl Hammered



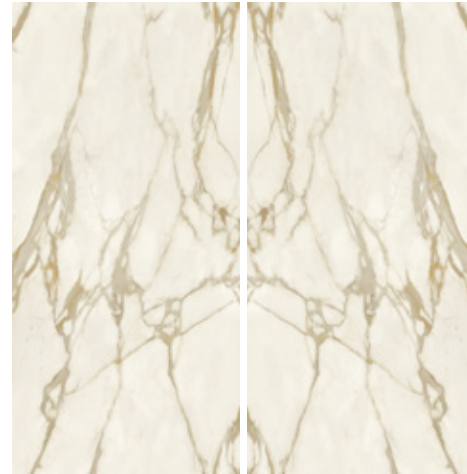
CREAM PRESTIGE
162x324 cm - 63³/₄"x127¹/₂"
 ± 12 mm ST *
 AAV6 Cream Prestige Silk

Slabs for Countertops & Furniture

Marble Look



CALACATTA ANTIQUE Bookmatch
 162x324 cm - 63³/₄"x127¹/₂"
 ± 12 mm ST *
 AØXZ Calacatta Antique Polished
 A8T7 Calacatta Antique Bookmatch Polished



CALACATTA GOLD Bookmatch
 162x324 cm - 63³/₄"x127¹/₂"
 ± 12 mm ST *
 AKE8 Calacatta Gold Silk
 AKE9 Calacatta Gold Bookmatch Silk
 AKFA Calacatta Gold Polished
 AKFB Calacatta Gold Bookmatch Polished


159x324 cm - 62⁵/₈"x127¹/₂"
 ± 20 mm
 AKFC Calacatta Gold Polished ⁽¹⁾



DESERT SOUL Bookmatch
 162x324 cm - 63³/₄"x127¹/₂"
 ± 12 mm ST *
 A9CW Desert Soul Polished
 A9CX Desert Soul Bookmatch Polished
 A9CZ Desert Soul Silk
 A9CØ Desert Soul Bookmatch Silk
 ± 20 mm
 A9C7 Desert Soul Polished
 A9C8 Desert Soul Bookmatch Polished

162x324 cm - 63³/₄"x127¹/₂" Non-Rectified ± 12-20 mm
159x324 cm - 62⁵/₈"x127¹/₂" Non-Rectified ± 20 mm


Marble Look



WHITE CLOUD
 162x324 cm - 63³/₄"x127¹/₂"
 ± 12 mm ST *
 A4UO White Cloud Silk




LIGHT GREY STONE
 162x324 cm - 63³/₄"x127¹/₂"
 ± 12 mm ST *
 AMJ9 Light Grey Stone Silk



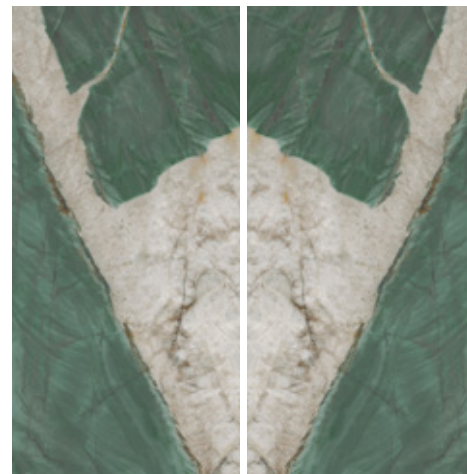
GREY STONE
 162x324 cm - 63³/₄"x127¹/₂"
 ± 12 mm ST *
 AAWA Grey Stone Silk
 ± 20 mm
 AHH2 Grey Stone Matte




PRECIOUS BROWN Bookmatch
 162x324 cm - 63³/₄"x127¹/₂"
 ± 12 mm ST *
 AJHF Precious Brown Silk
 AJHG Precious Brown Bookmatch Silk



EXOTIC GREEN Bookmatch
 162x324 cm - 63³/₄"x127¹/₂"
 ± 12 mm ST *
 A9CN Exotic Green Polished
 A9CO Exotic Green Bookmatch Polished




EXOTIC WAVE Bookmatch
 162x324 cm - 63³/₄"x127¹/₂"
 ± 12 mm ST *
 A9CT Exotic Wave Polished
 A9CU Exotic Wave Bookmatch Polished



FIOR DI BOSCO Bookmatch
 162x324 cm - 63³/₄"x127¹/₂"
 ± 12 mm ST *
 AIBE Fior Di Bosco Silk
 AIBF Fior Di Bosco Bookmatch Silk
 AIRZ Fior Di Bosco Polished
 AIR3 Fior Di Bosco Bookmatch Polished



BLACK ATLANTIS Bookmatch
 162x324 cm - 63³/₄"x127¹/₂"
 ± 12 mm ST *
 A9CK Black Atlantis Polished
 A9CL Black Atlantis Bookmatch Polished
 A8XV Black Atlantis Silk
 A8XW Black Atlantis Bookmatch Silk



NERO MARQUINA Bookmatch
 162x324 cm - 63³/₄"x127¹/₂"
 ± 12 mm ST *
 ANWA Nero Marquina Polished
 A6T5 Nero Marquina Bookmatch Polished
 ANVK Nero Marquina Silk
 A6T4 Nero Marquina Bookmatch Silk
 A3M5 Nero Marquina Satin
 A6T6 Nero Marquina Bookmatch Satin
 ± 20 mm
 AHH5 Nero Marquina Matte

Wood Look



NOCE CANALETTO
 162x324 cm - 63³/₄"x127¹/₂"
 ± 12 mm ST *
 AKFE Noce Canaletto Matte

* With fiberglass mesh

INDEX



PRODUCT
FINDER



SURFACE
RANGE



COMPANY



COLLECTIONS



LARGE SIZES



SLABS FOR
COUNTERTOPS
& FURNITURE



MARBLE LOOK
WOOD LOOK
CONCRETE LOOK
STONE LOOK
SOLID LOOK
METAL LOOK

FURNITURE



FACADES



TECHNICAL
SPECIFICATIONS



Slabs for Countertops & Furniture

Concrete Look



BOOST BALANCE ASH
 162x324 cm - 63³/₄"x127¹/₂"
 ± 12 mm ST *


AJKC Boost Balance Ash Matte



BOOST NATURAL ECRU
 162x324 cm - 63³/₄"x127¹/₂"

± 12 mm ST *

A649 Boost Natural Ecrú Hammered



BOOST WHITE
 162x324 cm - 63³/₄"x127¹/₂"

± 12 mm ST *

ANVX Boost White Hammered



BOOST GREY
 162x324 cm - 63³/₄"x127¹/₂"

± 12 mm ST *

A65C Boost Grey Hammered



BOOST SMOKE
 162x324 cm - 63³/₄"x127¹/₂"

± 12 mm ST *

ANVØ Boost Smoke Hammered



BOOST TARMAC
 162x324 cm - 63³/₄"x127¹/₂"


± 12 mm ST *

A65D Boost Tarmac Hammered

162x324 cm - 63³/₄"x127¹/₂" Non-Rectified ± 12-20 mm

159x324 cm - 62⁵/₈"x127¹/₂" Non-Rectified ± 20 mm

Stone Look



BOOST STONE IVORY
 162x324 cm - 63³/₄"x127¹/₂"

± 12 mm ST *

A648 Boost Stone Ivory Hammered



BOOST MINERAL GREY
 162x324 cm - 63³/₄"x127¹/₂"

± 12 mm ST *

AHV6 B. M. Grey Hammered



KONE MIX
 162x324 cm - 63³/₄"x127¹/₂"

± 12 mm ST *

AMSX Kone Mix Hammered



BALSATINA VOLCANO
 162x324 cm - 63³/₄"x127¹/₂"

± 12 mm ST *

ANVI Basaltina Volcano Hammered

± 20 mm

A2XS Basaltina Volcano Hammered ⁽²⁾



SOAPSTONE DARK
 162x324 cm - 63³/₄"x127¹/₂"

± 12 mm ST *

A4UN Soapstone Dark Hammered

± 20 mm


A5I3 Soapstone Dark Hammered ⁽²⁾



* With fiberglass mesh

Slabs for Countertops & Furniture

Solid Look



ABSOLUTE WHITE
162x324 cm - 63³/₄"x127¹/₂"
 ✦ 12 mm ST ✦
 AGIN Absolute White Matte
 A4T4 Absolute White Polished

159x324 cm - 62⁵/₈"x127¹/₂"
 ✦ 20 mm
 AIRU Absolute White Matte




Natura-Vein™ Tech is the technology from the Concorde Group that makes it possible to recreate the typical veining of a natural material such as marble in porcelain stoneware slabs at an industrial level. This exclusive technology can also be applied to Atlas Plan slabs with a thickness of 20 mm.

Natura-Vein™ Tech è la tecnologia del Gruppo Concorde che permette di riprodurre nello spessore delle lastre in gres porcellanato la venatura tipica di un materiale naturale come il marmo. Una tecnologia esclusiva che può essere applicata alle lastre Atlas Plan con spessore di 20 mm.

✦ With fiberglass mesh

Metal Look



BLACK LAVA
162x324 cm - 63³/₄"x127¹/₂"
 ✦ 12 mm ST ✦
 AF5A Black Lava Leathered
 ✦ 20 mm
 AF5M Black Lava Leathered



Natura-Body™ Tech is the technology from the Concorde Group that allows the aesthetics of natural stone to be reproduced across both the surface and body of the slab. This exclusive technology can also be applied to Atlas Plan slabs with a thickness of 20 mm and 12 mm.

Natura-Body™ Tech è la tecnologia del Gruppo Concorde che permette di riprodurre l'estetica della pietra naturale sia in superficie che nel corpo della lastra. Una tecnologia esclusiva che può essere applicata alle lastre Atlas Plan con spessore di 20 mm e 12 mm.

Notes

CAUTION

Atlas Plan is in no way liable for "improper" use of the material, which is why it recommends to:

- Prevent shocks at the most exposed points such as corners and edges, both with and without ledge;
- Avoid the use of metal or abrasive straws;
- Refrain from using knives with ceramic blades as the hardness of the two materials is very similar;
- Provide protection systems, such as wooden and/or plastic cutting boards, when cutting foodstuffs on surfaces having a dark colour and/or a Polished or Satin finish;
- Precautiously protect the surface from direct contact with hot objects (e.g. frying pans, pots, coffee pots, etc. ...) using trivets.

Note: for the repair of shallow surface scratches in the various finishes, please refer to your Atlas Plan contact person directly. Atlas Plan slabs must be cut in accordance with the instructions in the technical manual; any breakage due to a cut made other than specified will not be the responsibility of Atlas Plan. The Technical Manual illustrates how to properly clean any type of stain that can be detected on an Atlas Plan surface; use the indicated products in case extraordinary cleaning is required. It is understood that Atlas Plan cannot be held liable for events, damage or defects due to careless cleaning and maintenance.

EXCLUSIONS FROM THE 25-YEAR LIMITED WARRANTY FOR SLABS USED TO MANUFACTURE THE PRODUCT PURCHASED (KITCHEN TOPS AND BACKSPASHES, WASHBASINS AND VANITY TOPS, TABLES) FOR DOMESTIC OR RESIDENTIAL USE

1. Damage caused by abuse or misuse of the products purchased, including but not limited to damage caused by improper use or accidents, following exposure of the product to abnormal physical conditions (such as strong impacts), aggressive chemicals, staining substances (such as ink and markers), corrosion, structural movements or natural disasters. Remember that contact with hydrofluoric acid results in immediate and irreversible damage.
 2. Any type of damage directly or indirectly caused by actions, operations or works carried out by third parties. By way of non-limiting example: problems caused by incorrect processing of the product, improper installation or handling methods of the original product, cracks on the surface of the product purchased after its installation, etc.
 3. Products that have been moved from their original place of installation.
 4. The reactions and appearance of joints or seams, adhesives, sealants and all other accessories.
 5. Damage caused by appliances installed, used or subject to improper maintenance.
 6. Imperfections caused by natural wear and tear due to everyday use, such as stains, scratches, water marks and burns.
 7. When choosing a colour or finish, consider that the samples only give an approximate indication of the design, pattern, aspect, colour and finish. There is no guarantee that the samples are an exact reproduction of the Atlas Plan slab. They may differ slightly from the actual installed product.
 8. Opinions based on the customer's personal preferences, leading them to change their mind about the colour or general appearance, or other aesthetic opinions following manufacture or installation of the product.
 9. Use of 162x324 cm slabs for commercial applications including, but not limited to, installation in shops, offices and other commercial establishments.
 10. Purchased products in which the factory-applied surface finish has been altered in some way.
 11. Defects already visible at the time of processing or installation of products made from 162x324 cm Atlas Plan slabs.
 12. Transport, processing, assembly and/or disassembly costs for the repair or re-installation of the product purchased.
 13. Additional repairs or modifications required for the new installation (plumbing, electricity, renovation work, etc.).
 14. Repairs carried out without prior verification by Atlas Plan.
 15. Stains caused by direct contact with aggressive chemical solutions or scratches caused by the use of rough or steel wire sponges to clean the product purchased, or resulting from any other improper use of abrasive products in violation of the Precautions for Use and the cleaning and maintenance instructions indicated in the Atlas Plan Technical Manual (available at www.atlasplan.com/en/).
 16. Anything not expressly mentioned in this guarantee.
- The 25-year Limited Warranty will not be transferable and will be applied only to the slabs used in the manufacture of the product purchased, for domestic or residential use, such as kitchen tops and backsplashes, washbasins, wall units and tables. This warranty will not be valid if the full payment of the product purchased has not been made. The processing workshop and the installer are responsible for testing Atlas Plan slabs prior to the production and installation of the products made from the slabs. No other express or implicit warranty included merchantability or suitability for a particular purpose is issued. Except as set out herein, Atlas Plan disclaims all contractual and non-contractual liability for any direct, incidental or consequential loss or damage resulting from the use or inability to use the product purchased made from Atlas Plan slabs. No one except Atlas Plan shall have the right or authorisation to make any promises, representations or warranties of any kind in relation to their products.

FR-DE-ES-RU



ATTENZIONE

Atlas Plan non si ritiene in alcun modo responsabile per utilizzo "improprio" del materiale, ragione per la quale raccomanda di:

- Prevenire dagli urti nei punti più esposti tipo angoli e bordi, sia con che senza veletta;
- Evitare l'utilizzo di pagliette metalliche o abrasive;
- Non utilizzare dei coltelli con lama in ceramica in quanto la durezza dei due materiali è molto simile;
- Predispone sistemi di protezione, tipo taglieri in legno e/o plastica, quando si tagliano alimenti su piani caratterizzati da un colore scuro e/o da una finitura Polished o Satin;
- Proteggere precauzionalmente la superficie dal contatto diretto con oggetti caldi (tipo padelle, pentole, caffettiere, ...) predisponendo l'utilizzo di sottopentole.

Nota: per la riparazione di graffi superficiali non profondi nelle varie finiture, rivolgersi direttamente al funzionario Atlas Plan. Le lastre Atlas Plan vanno tagliate seguendo le istruzioni del manuale tecnico, qualunque rottura dovuta a un taglio eseguito in modo non indicato non sarà ritenuta di responsabilità di Atlas Plan. Il Manuale tecnico illustra come pulire correttamente qualunque tipo di macchia che si può rilevare su una superficie Atlas Plan, utilizzare i prodotti indicati in caso sia necessario un intervento di pulizia straordinaria. Resta inteso che Atlas Plan non potrà essere ritenuta responsabile per eventi, danni o difetti dovuti a negligente pulizia e manutenzione.

ESCLUSIONI DELLA GARANZIA LIMITATA DI 25 ANNI PER LE LASTRE UTILIZZATE PER LA FABBRICAZIONE DEL PRODOTTO ACQUISTATO (TOP CUCINA E BACKSPASH; LAVABI E VANITIES; TAVOLI) PER USO DOMESTICO O RESIDENZIALE

1. Danni causati da abuso o uso improprio dei prodotti acquistati, inclusi ma non limitati a danni causati da uso improprio o incidenti, a seguito dell'esposizione del prodotto a condizioni fisiche anomale (come forti urti), sostanze chimiche aggressive, sostanze macchianti (come inchiostro e pennarelli), corrosione, movimenti strutturali o disastri naturali. Si ricorda che il contatto con l'acido fluoridrico provoca danni immediati e irreversibili.
 2. Qualsiasi tipo di danno causato direttamente o indirettamente da azioni, operazioni o lavori eseguiti da terzi. A titolo esemplificativo e non esaustivo: problemi causati da errata lavorazione del prodotto, metodi di installazione o manipolazione impropri del prodotto originale, crepe sulla superficie del prodotto acquistato dopo la sua installazione, ecc.
 3. Prodotti che sono stati spostati dal luogo di installazione originale.
 4. Le reazioni e l'aspetto di giunti o cuciture, adesivi, sigillanti e tutti gli altri accessori.
 5. Danni causati da apparecchi installati, utilizzati o soggetti a cattiva manutenzione.
 6. Imperfezioni causate dall'usura naturale dovuta all'uso quotidiano, come macchie, graffi, segni d'acqua e ustioni.
 7. Nella scelta di un colore o di una finitura, va tenuto presente che i campioni forniscono solo un'indicazione generale del design, del motivo, dell'estetica, del colore e della finitura. Non vi è alcuna garanzia che i campioni siano una replica esatta della lastra Atlas Plan. Potrebbero differire leggermente dal prodotto effettivamente installato.
 8. Opinioni basate sulle preferenze personali del cliente, che lo portano a cambiare idea sul colore o sull'aspetto generale, o altre opinioni estetiche successive alla fabbricazione o all'installazione del prodotto.
 9. Utilizzo di lastre 162x324 cm per applicazioni commerciali inclusa, a titolo esemplificativo ma non esaustivo, installazione in negozi, uffici e altri esercizi commerciali.
 10. Prodotti acquistati in cui la finitura superficiale applicata in fabbrica è stata in qualche modo alterata.
 11. Difetti già visibili al momento della lavorazione o posa in opera di prodotti realizzati con lastre 162x324 cm, Piano Atlante.
 12. Costi di trasporto, lavorazione, montaggio e/o smontaggio per la riparazione o reinstallazione del prodotto acquistato.
 13. Ulteriori riparazioni o modifiche necessarie per la nuova installazione (idraulica, elettrica, lavori di ristrutturazione, ecc.).
 14. Riparazioni eseguite senza previa verifica da parte di Atlas Plan.
 15. Macchie causate dal contatto diretto con soluzioni chimiche aggressive o graffi causati dall'uso di spugne ruvide o di filo d'acciaio per pulire il prodotto acquistato, o derivanti da qualsiasi altro uso improprio di prodotti abrasivi in violazione delle Precauzioni d'uso e della pulizia e istruzioni di manutenzione indicate nel Manuale Tecnico Atlas Plan (disponibile su www.atlasplan.com).
 16. Quanto non espressamente menzionato nella presente garanzia.
- La Garanzia Limitata di 25 anni non sarà trasferibile e si applicherà solo alle lastre utilizzate nella fabbricazione del prodotto acquistato, per uso domestico o residenziale, come piani cucina e alzatine, lavabi, mobili e tavoli. Tale garanzia non sarà valida se non sarà stato effettuato il pagamento integrale del prodotto acquistato. Il laboratorio di lavorazione e l'installatore sono responsabili del collaudo delle lastre Atlas Plan prima della realizzazione e posa in opera dei manufatti realizzati con le lastre. Non viene rilasciata alcuna altra garanzia esplicita o implicita, inclusa la commerciabilità o l'idoneità per uno scopo particolare. Ad eccezione di quanto stabilito nel presente documento, Atlas Plan declina ogni responsabilità contrattuale ed extracontrattuale per qualsiasi perdita o danno diretto, incidentale o consequenziale derivante dall'uso o dall'impossibilità di utilizzare il prodotto acquistato realizzato con lastre Atlas Plan. Nessuno, ad eccezione di Atlas Plan, avrà il diritto o l'autorizzazione a fare promesse, dichiarazioni o garanzie di qualsiasi tipo in relazione ai propri prodotti.

INDEX



PRODUCT FINDER



SURFACE RANGE



COMPANY



COLLECTIONS



LARGE SIZES



SLABS FOR COUNTERTOPS & FURNITURE



MARBLE LOOK
 WOOD LOOK
 CONCRETE LOOK
 STONE LOOK
 SOLID LOOK
 METAL LOOK

FURNITURE



FACADES



TECHNICAL SPECIFICATIONS






Furniture

- ↳ BATHROOM FURNITURE
- ↳ CUSTOM ELEMENTS
- ↳ DESIGN COLLECTION

- ↳ TABLES
 - DINING TABLES
 - COFFEE TABLES
 - HOSPITALITY TABLES
 - SIDE TABLES

- ↳ NOTES

INDEX 

PRODUCT FINDER >

SURFACE RANGE >

COMPANY >

COLLECTIONS >

LARGE SIZES >

SLABS FOR COUNTERTOPS & FURNITURE >

FURNITURE >

BATHROOM FURNITURE
TABLES

FACADES >

TECHNICAL SPECIFICATIONS >



atlasconcorde.com >
ATLAS CONCORDE HABITAT

Bathroom Furniture

Custom Elements



Choose your product / Scegli il tuo prodotto



Sinks / Lavabi

Single, Twin, Sit-On Basin, Free-standing / Singolo, Doppio, Catino da appoggio, Free-Standing

Top / Top

For Single Or Double basin (basin not included) / Per catino singolo o doppio (catino non incluso)


Shelf / Mensola

Customize your product / Personalizza il tuo prodotto

length / lunghezza

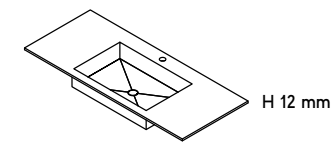
basin dimension and position / dimensione e posizione della vasca
with or without faucet hole / con o senza foro miscelatore

Choose Look, Color and Finish

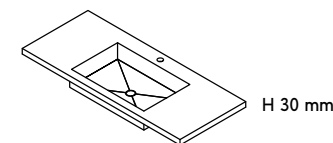


Single Sink Lavabo Singolo

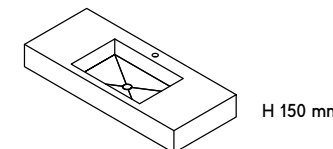
Enveloped Bottom Basin
Vasca 4 Falde



H 12 mm

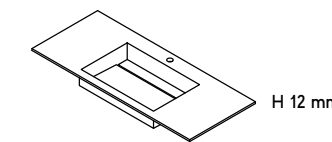


H 30 mm

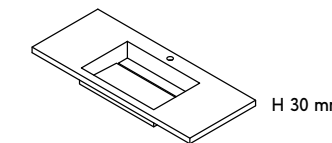


H 150 mm

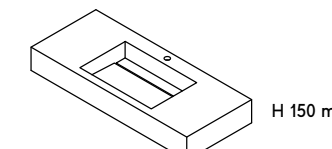
Flat Basin
Vasca Piatta



H 12 mm

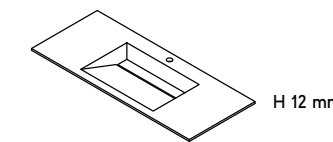


H 30 mm

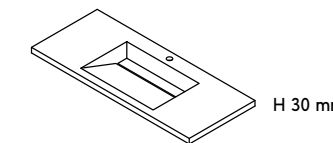


H 150 mm

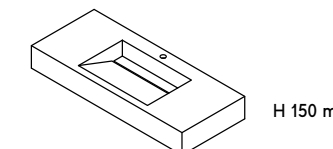
Sloped Basin
Vasca Inclinata



H 12 mm



H 30 mm



H 150 mm

DIMENSIONS / Dimensioni

Customisable length L / Lunghezza personalizzabile L
Depth 50 cm (19 3/8") / Profondità 50 cm (19 3/8")
Height 1,2 cm (1/2"), 3 cm (1 1/8"), 15 cm (5 7/8") / Altezza 1,2 cm (1/2"), 3 cm (1 1/8"), 15 cm (5 7/8")

STRUCTURE / Struttura

Reinforcement: continuous panel / Rinforzo: pannello continuo
Brackets: included only for sink with a height of 15 cm (5 7/8")
Staffe: incluse solo su lavabo con altezza 15 cm (5 7/8")
Bottom tiling is not provided / Non è previsto il rivestimento inferiore

BASIN / Vasca

Stainless steel, coated with porcelain tiling / Acciaio inossidabile, rivestita in gres porcellanato
Enveloped bottom basin Dimensions / Dimensioni vasca a 4 Falde
S 45x34x10 cm (17 3/8" x 13 3/8" x 3 7/8")
M 55x34x10 cm (21 1/4" x 13 3/8" x 3 7/8")
L 75x34x10 cm (29 1/2" x 13 3/8" x 3 7/8")
XL 95x34x10 cm (37 3/8" x 13 3/8" x 3 7/8")
Flat basin and Sloped basin Dimensions / Dimensione vasca Piatta e vasca Inclinata
M 55x34x10 cm (21 1/4" x 13 3/8" x 3 7/8")

FURTHER TECHNICAL DETAILS / Altri dettagli tecnici

Faucet hole diameter: Ø 35 mm (1 3/8") / Diametro del foro rubinetto: Ø 35 mm (1 3/8")
Faucet hole always centred with the basin / Foro rubinetto sempre centrato rispetto alla vasca
Overflow hole not present / Foro troppo pieno non presente
Drain hole diameter: 1 1/4" (drain not included) / Diametro piletta: 1 1/4" (pielletta non inclusa)

STARTING SLABS / Fondi di partenza

Thickness 6 mm (1/4") or 9 mm (3/8") or 12 mm (4 3/4")
Spessore 6 mm (1/4") o 9 mm (3/8") o 12 mm (4 3/4")
Sinks with height 12 mm are made only with 12 mm slabs
I lavabi con altezza 12 mm sono realizzati solo con fondo di partenza da 12 mm

	HEIGHT ALTEZZA			BASIN DIMENSION TAGLIA DELLA VASCA			
	12 mm	30 mm	150 mm	S	M	L	XL
Single Wall-mounted Sink Lavabo da parete singolo							
Enveloped Bottom Basin Vasca 4 Falde	•	•	•	•	•	•	•
Flat Basin Vasca Piatta	•	•	•		•		
Sloped Basin Vasca Inclinata	•	•	•		•		

INDEX



PRODUCT
FINDER



SURFACE
RANGE



COMPANY



COLLECTIONS



LARGE SIZES



SLABS FOR
COUNTERTOPS
& FURNITURE



FURNITURE



BATHROOM FURNITURE
TABLES

FACADES



TECHNICAL
SPECIFICATIONS

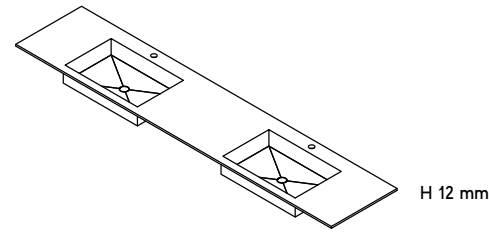


Bathroom Furniture

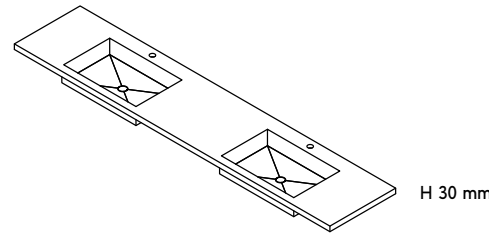
Custom Elements

Twin Sink Lavabo Doppio

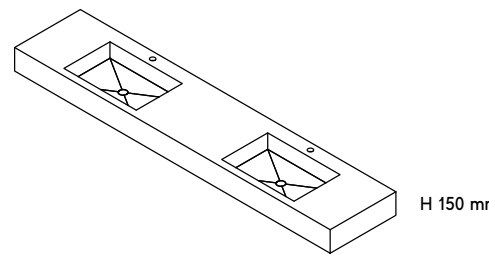
Enveloped Bottom Basin
Vasca 4 Falde



H 12 mm

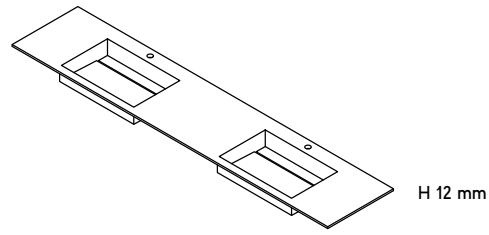


H 30 mm

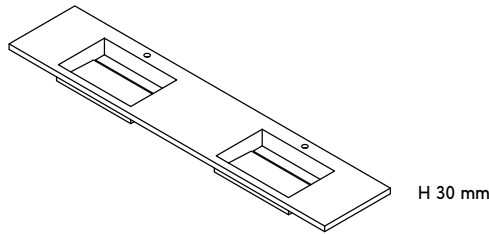


H 150 mm

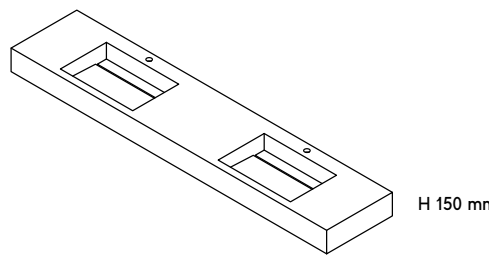
Flat Basin
Vasca Piatta



H 12 mm

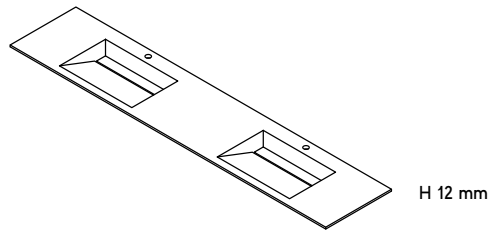


H 30 mm

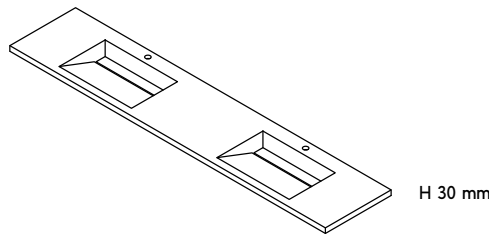


H 150 mm

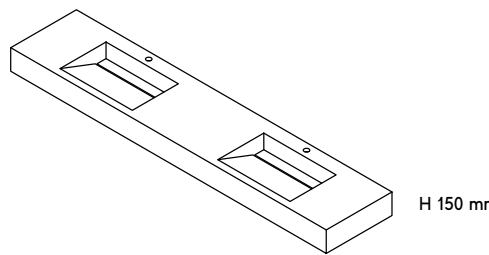
Sloped Basin
Vasca Inclinata



H 12 mm



H 30 mm



H 150 mm

DIMENSIONS / Dimensioni

Customisable length L / Lunghezza personalizzabile L
Depth 50 cm (19 3/8") / Profondità 50 cm (19 3/8")
Height 1,2 cm (1/2"), 3 cm (1 1/8"), 15 cm (5 7/8") / Altezza 1,2 cm (1/2"), 3 cm (1 1/8"), 15 cm (5 7/8")

STRUCTURE / Struttura

Reinforcement: continuous panel / Rinforzo: pannello continuo
Brackets: included only for sink with a height of 15 cm (5 7/8")
Staffe: incluse solo su lavabo con altezza 15 cm (5 7/8")
Bottom tiling is not provided / Non è previsto il rivestimento inferiore

BASIN / Vasca

Stainless steel, coated with porcelain tiling / Acciaio inossidabile, rivestita in gres porcellanato

Enveloped bottom basin dimensions / Dimensioni vasca a 4 Falde

S 45x34x10 cm (17 3/8" x 13 3/8" x 3 7/8")
M 55x34x10 cm (21 1/2" x 13 3/8" x 3 7/8")
L 75x34x10 cm (29 1/2" x 13 3/8" x 3 7/8")
XL 95x34x10 cm (37 1/8" x 13 3/8" x 3 7/8")

Flat basin and Sloped basin dimensions / Dimensione vasca Inclinata e vasca Piatta

M 55x34x10 cm (21 3/8" x 13 3/8" x 3 7/8")

FURTHER TECHNICAL DETAILS / Altri dettagli tecnici

Faucet hole diameter: Ø 35 mm (1 3/8") / Diametro del foro rubinetto: Ø 35 mm (1 3/8")
Faucet hole always centred with the basin / Foro rubinetto sempre centrato rispetto alla vasca
Overflow hole not present / Foro troppo pieno non presente
Drain hole diameter: 1 1/4" (drain not included) / Diametro piletta: 1 1/4" (piletta non inclusa)

STARTING SLABS / Fondi di partenza

Thickness 6 mm (1/4") or 9 mm (3/8") or 12 mm (4 3/4")
Spessore 6 mm (1/4") o 9 mm (3/8") o 12 mm (4 3/4")

Sinks with height 12 mm are made only with 12 mm slabs

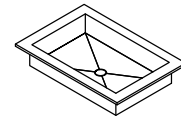
I lavabi con altezza 12 mm sono realizzati solo con fondo di partenza da 12 mm

	HEIGHT ALTEZZA			BASIN DIMENSION TAGLIA DELLA VASCA			
	12 mm	30 mm	150 mm	S	M	L	XL
Twin Wall-mounted Sink Lavabo da parete doppio							
Enveloped Bottom Basin Vasca 4 Falde	•	•	•	•	•	•	•
Flat Basin Vasca Piatta	•	•	•				
Sloped Basin Vasca Inclinata	•	•	•				

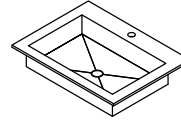
Sit-on basin Catino da appoggio

Enveloped Bottom Basin
Vasca 4 Falde

D 45 mm

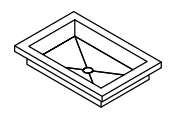


D 50 mm

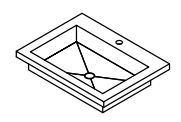


H 12 mm

D 45 mm

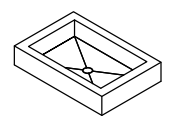


D 50 mm

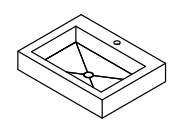


H 30 mm

D 45 mm



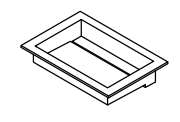
D 50 mm



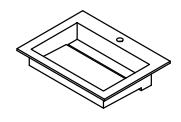
H 150 mm

Flat Basin
Vasca Piatta

D 45 mm

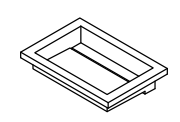


D 50 mm

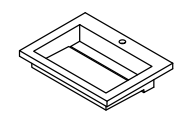


H 12 mm

D 45 mm

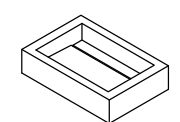


D 50 mm

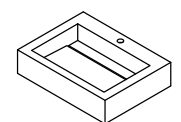


H 30 mm

D 45 mm



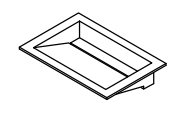
D 50 mm



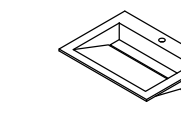
H 150 mm

Sloped Basin
Vasca Inclinata

D 45 mm

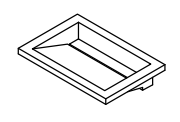


D 50 mm

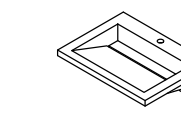


H 12 mm

D 45 mm

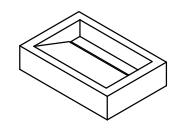


D 50 mm

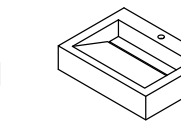


H 30 mm

D 45 mm



D 50 mm



H 150 mm

DIMENSIONS / Dimensioni

Enveloped bottom sink available lengths / Lunghezze disponibili per lavabo a 4 Falde

Length 55 cm (21 3/8") / Lunghezza 55 cm (21 3/8")
Length 65 cm (25 5/8") / Lunghezza 65 cm (25 5/8")
Length 85 cm (33 1/2") / Lunghezza 85 cm (33 1/2")
Length 105 cm (41 3/8") / Lunghezza 105 cm (41 3/8")

Flat basin sink and Sloped basin sink available length / Lunghezza disponibile per lavabo con vasca Inclinata e vasca Piatta

Length 65 cm (25 5/8") / Lunghezza 65 cm (25 5/8")

Depth 45 cm (17 3/8") without Faucet hole / Profondità 45 cm (17 3/8") senza foro miscelatore

Depth 50 cm (19 5/8") with Faucet hole / Profondità 50 cm (19 5/8") con foro miscelatore

Height 1,2 cm (1/2"), 3 cm (1 1/8"), 15 cm (5 7/8") / Altezza 1,2 cm (1/2"), 3 cm (1 1/8"), 15 cm (5 7/8")

STRUCTURE / Struttura

Reinforcement: continuous panel / Rinforzo: pannello continuo
No Brackets / No staffe
Bottom tiling is not provided / Non è previsto il rivestimento inferiore

BASIN / Vasca

Stainless steel, coated with porcelain tiling / Acciaio inossidabile, rivestita in gres porcellanato

Enveloped bottom basin dimensions / Dimensioni vasca a 4 Falde

S 45x34x10 cm (17 3/8" x 13 3/8" x 3 7/8")
M 55x34x10 cm (21 1/2" x 13 3/8" x 3 7/8")
L 75x34x10 cm (29 1/2" x 13 3/8" x 3 7/8")
XL 95x34x10 cm (37 1/8" x 13 3/8" x 3 7/8")

Flat basin and Sloped basin dimensions / Dimensione vasca Piatta e vasca Inclinata

M 55x34x10 cm (21 3/8" x 13 3/8" x 3 7/8")

FURTHER TECHNICAL DETAILS / Altri dettagli tecnici

Faucet hole diameter: Ø 35 mm (1 3/8") / Diametro del foro rubinetto: Ø 35 mm (1 3/8")
Faucet hole always centred with the basin / Foro rubinetto sempre centrato rispetto alla vasca
Overflow hole not present / Foro troppo pieno non presente
Drain hole diameter: 1 1/4" (drain not included) / Diametro piletta: 1 1/4" (piletta non inclusa)

STARTING SLABS / Fondi di partenza

Thickness 6 mm (1/4") or 9 mm (3/8") or 12 mm (4 3/4")
Spessore 6 mm (1/4") o 9 mm (3/8") o 12 mm (4 3/4")

Sinks with height 12 mm are made only with 12 mm slabs

I lavabi con altezza 12 mm sono realizzati solo con fondo di partenza da 12 mm

	HEIGHT ALTEZZA			BASIN DIMENSION TAGLIA DELLA VASCA				DEPTH PROFONDITÀ	
	12 mm	30 mm	150 mm	S	M	L	XL	45 cm	50 cm
Sit-on basin Catino da appoggio									
Enveloped Bottom Basin Vasca 4 Falde	•	•	•	•	•	•	•	•	•
Flat Basin Vasca Piatta	•	•	•					•	•
Sloped Basin Vasca Inclinata	•	•	•					•	•

INDEX



PRODUCT
FINDER



SURFACE
RANGE



COMPANY



COLLECTIONS



LARGE SIZES



SLABS FOR
COUNTERTOPS
& FURNITURE



FURNITURE



BATHROOM FURNITURE
TABLES

FACADES



TECHNICAL
SPECIFICATIONS

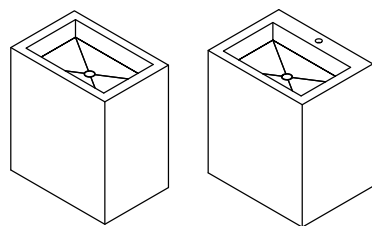


Bathroom Furniture

Custom Elements

Free-Standing

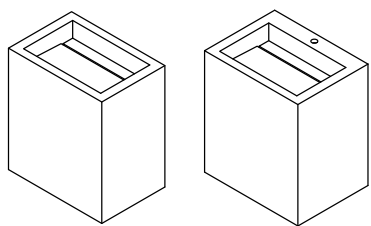
Enveloped Bottom Basin
Vasca 4 Falde



H 45 mm

H 50 mm

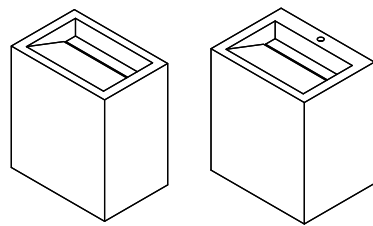
Flat Basin
Vasca Piatta



H 45 mm

H 50 mm

Sloped Basin
Vasca Inclinata



H 45 mm

H 50 mm

DIMENSIONS / Dimensioni

Enveloped bottom sink available lengths / Lunghezze disponibili per lavabo a 4 Falde

Length 65 cm (25 5/8") / Lunghezza 65 cm (25 5/8")

Length 85 cm (33 1/2") / Lunghezza 85 cm (33 1/2")

Length 105 cm (41 3/8") / Lunghezza 105 cm (41 3/8")

Flat basin sink and Sloped basin sink available length

Lunghezza disponibile per lavabo con vasca Inclinata e vasca Piatta

Length 65 cm (25 5/8") / Lunghezza 65 cm (25 5/8")

Depth 45 cm (17 3/4") without Faucet hole / Profondità 45 cm (17 3/4") senza foro miscelatore

Depth 50 cm (19 5/8") with Faucet hole / Profondità 50 cm (19 5/8") con foro miscelatore

Height 85 cm (33 1/2") / Altezza 85 cm (33 1/2")

STRUCTURE / Struttura

Reinforcement: continuous panel / Rinforzo: pannello continuo

No Brackets / No staffe

Bottom tiling is not provided / Non è previsto il rivestimento inferiore

Enclosed sink back accessible through a hatch with a magnetic door

Retro lavabo chiuso ed accessibile tramite botola con sportello magnetico

BASIN / Vasca

Stainless steel, coated with porcelain tiling / Acciaio inossidabile, rivestita in gres porcellanato

Enveloped bottom basin dimensions / Dimensioni vasca a 4 Falde

M 55x34x10 cm (21 3/4" x 13 3/8" x 3 7/8")

L 75x34x10 cm (29 1/2" x 13 3/8" x 3 7/8")

XL 95x34x10 cm (37 3/8" x 13 3/8" x 3 7/8")

Flat basin and Sloped basin dimensions / Dimensione vasca Piatta e vasca Inclinata

M 55x34x10 cm (21 3/4" x 13 3/8" x 3 7/8")

FURTHER TECHNICAL DETAILS / Altri dettagli tecnici

Faucet hole diameter: Ø 35 mm (1 3/8") / Diametro del foro rubinetto: Ø 35 mm (1 3/8")

Faucet hole always centred with the basin / Foro rubinetto sempre centrato rispetto alla vasca

Overflow hole not present / Foro troppo pieno non presente

Drain hole diameter: 1 1/4" (drain not included) / Diametro piletta: 1 1/4" (piletta non inclusa)

STARTING SLABS / Fondi di partenza

Thickness 6 mm (1/4") or 9 mm (3/8") or 12 mm (4 3/4")

Spessore 6 mm (1/4") o 9 mm (3/8") o 12 mm (4 3/4")

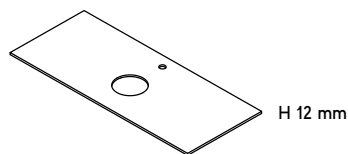
Sinks with height 12 mm are made only with 12 mm slabs

I lavabi con altezza 12 mm sono realizzati solo con fondo di partenza da 12 mm

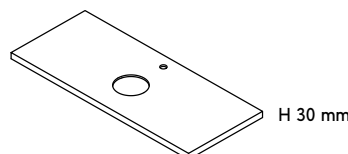
	HEIGHT ALTEZZA	BASIN DIMENSION TAGLIA DELLA VASCA			DEPTH PROFONDITÀ	
	850 mm	M	L	XL	45 cm	50 cm
Free-Standing Free-Standing						
Enveloped Bottom Basin Vasca 4 Falde	•	•	•	•	•	•
Flat Basin Vasca Piatta	•	•			•	•
Sloped Basin Vasca Inclinata	•	•			•	•

Top

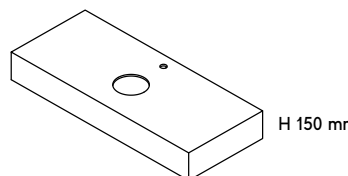
For Single Basin (Non Included)
Per Catino Singolo (Non Incluso)



H 12 mm

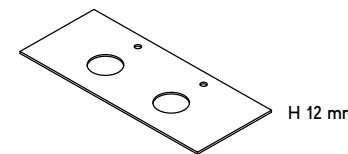


H 30 mm

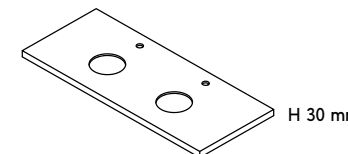


H 150 mm

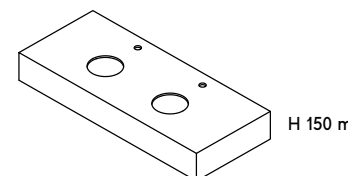
For Double Basin (Not Included)
Per Catino Doppio (Non Incluso)



H 12 mm



H 30 mm



H 150 mm

DIMENSIONS / Dimensioni

Customisable length L / Lunghezza personalizzabile L

Depth 50 cm (19 5/8") / Profondità 50 cm (19 5/8")

Height 1,2 cm (1/2"), 3 cm (1 1/8"), 15 cm (5 7/8") / Altezza 1,2 cm (1/2"), 3 cm (1 1/8"), 15 cm (5 7/8")

STRUCTURE / Struttura

Reinforcement: continuous panel / Rinforzo: pannello continuo

Brackets: included only for sink with a height of 15 cm (5 7/8")

Staffe: incluse solo su lavabo con altezza 15 cm (5 7/8")

Bottom tiling is not provided / Non è previsto il rivestimento inferiore

BASIN HOLE / Foro catino

Customisable sit-on basin hole dimension and position / Dimensioni e posizioni del foro catino personalizzabili

FURTHER TECHNICAL DETAILS / Altri dettagli tecnici

Faucet hole diameter: Ø 35 mm (1 3/8") / Diametro del foro rubinetto: Ø 35 mm (1 3/8")

STARTING SLABS / Fondi di partenza

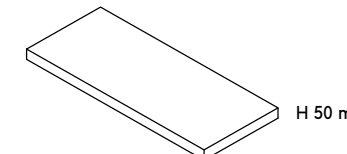
Thickness 6 mm (1/4") or 9 mm (3/8") or 12 mm (4 3/4") / Spessore 6 mm (1/4") o 9 mm (3/8") o 12 mm (4 3/4")

Sinks with height 12 mm are made only with 12 mm slabs

I lavabi con altezza 12 mm sono realizzati solo con fondo di partenza da 12 mm

	HEIGHT ALTEZZA		
	12 mm	30 mm	150 mm
Top Top			
Single Hole Foro Singolo	•	•	•
Double Hole Foro Doppio	•	•	•

Shelf Mensola



H 50 mm

DIMENSIONS / Dimensioni

Customisable length L / Lunghezza personalizzabile L

Depth 35 cm (19 5/8") / Profondità 35 cm (19 5/8")

Height 5 cm (2") / Altezza 5 cm (2")

STRUCTURE / Struttura

Reinforcement: continuous panel

Rinforzo: pannello continuo

Brackets: included / Staffe: incluse

Bottom tiling is not provided

Non è previsto il rivestimento inferiore

STARTING SLABS / Fondi di partenza

Thickness 6 mm (1/4") or 9 mm (3/8") or 12 mm (4 3/4")

Spessore 6 mm (1/4") o 9 mm (3/8") o 12 mm (4 3/4")

Sinks with height 12 mm are made only with 12 mm slabs

I lavabi con altezza 12 mm sono realizzati solo con fondo di partenza da 12 mm

Shelf Mensola	•
-------------------------	---

INDEX



PRODUCT
FINDER



SURFACE
RANGE



COMPANY




COLLECTIONS



LARGE SIZES



SLABS FOR
COUNTERTOPS
& FURNITURE



FURNITURE



BATHROOM FURNITURE
TABLES

FACADES



TECHNICAL
SPECIFICATIONS



Bathroom Furniture

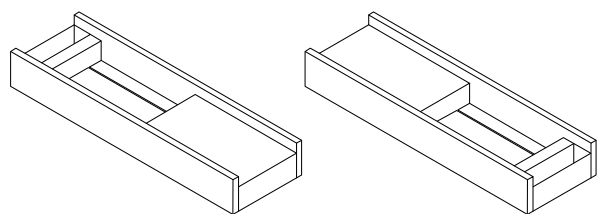
DIALOGO in collaboration with **Mario Ferrarini**

Designer Sink Lavabo d'Autore

WITHOUT FAUCET HOLE

Senza foro rubinetteria

130x40x17,5 cm | 51 1/8"x15 3/4"x6 7/8"



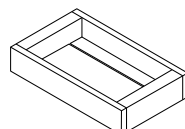
Top / Piano h 12,5 cm | 4 7/8"
Edge / Bordo h 17,5 cm | 6 7/8"
Black (RAL 9005) integrated towel holder
Portasciugamano nero (RAL 9005) integrato al lavabo

Sit-on basin Catino da appoggio

WITHOUT FAUCET HOLE

Senza foro rubinetteria

67x40x12,5 cm | 26 3/8"x15 3/4"x4 1/8"



Enclosed back / Chiuso sul retro
No brakets / No staffe

INFORMATIONS FOR ALL DIALOGO SINKS INFORMAZIONI PER TUTTI I LAVABI DIALOGO

BASIN TECHNICAL DETAILS / Caratteristiche tecniche vasca

Length 67 cm (26 3/8") / Lunghezza 67 cm (26 3/8")

Length 80 cm (31 5/8") / Lunghezza 80 cm (31 5/8")

Length 100 cm (39 3/8") / Lunghezza 100 cm (39 3/8")

Length 120 cm (47 1/4") / Lunghezza 120 cm (47 1/4")

Length 150 cm (59 1/2") / Lunghezza 150 cm (59 1/2")

Depth 40 cm (59 1/2") without Faucet hole / Profondità 40 cm (59 1/2") senza foro miscelatore

Depth 50 cm (15 3/4") with Faucet hole / Profondità 50 cm (15 3/4") con foro miscelatore

Height 12,5 cm (4 7/8") / Altezza 12,5 cm (4 7/8")

STRUCTURE / Struttura

Reinforcement: continuous panel / Rinforzo: pannello continuo

Brackets: included / Staffe: incluse

Bottom tiling is not provided / Non è previsto il rivestimento inferiore

BASIN / Vasca

Stainless steel, with porcelain tiling / In acciaio inox rivestita in gres porcellanato

Size 55x34 cm (21 5/8"x13 3/8") / Dimensione 55x34 cm (21 5/8"x13 3/8")

FURTHER TECHNICAL DETAILS / Altri dettagli tecnici

Ø 35 mm (1 3/8") / Ø 35 mm (1 3/8")

Faucet hole always centred with the basin / Foro rubinetto sempre centrato rispetto alla vasca

Overflow hole not present / Foro troppo pieno non presente

Drain hole diameter: 1 1/2" (drain not included) / Diametro piletta: 1 1/2" (piletta non inclusa)

STARTING SLABS / Fondi di partenza

Thickness 12 mm (4 3/4") / Spessore 12 mm (4 3/4")

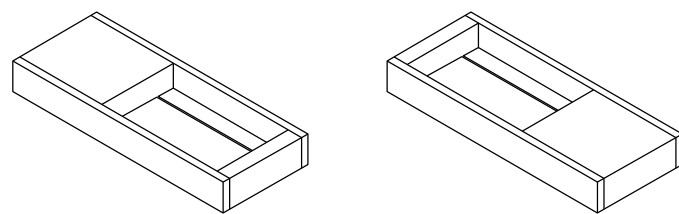
Design Collection

Single wall-mounted Sink Lavabo da parete singolo

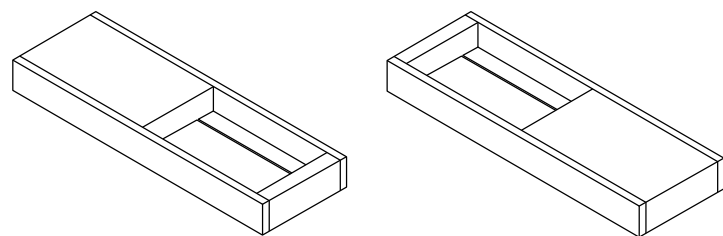
WITHOUT FAUCET HOLE

Senza foro rubinetteria

100x40x12,5 cm | 39 3/8"x15 3/4"x4 7/8"



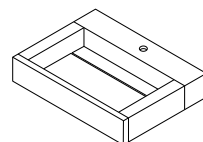
120x40x12,5 cm | 47 1/4"x15 3/4"x4 7/8"



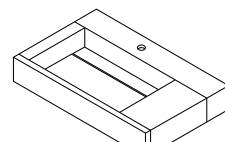
WITH FAUCET HOLE

Con foro rubinetteria

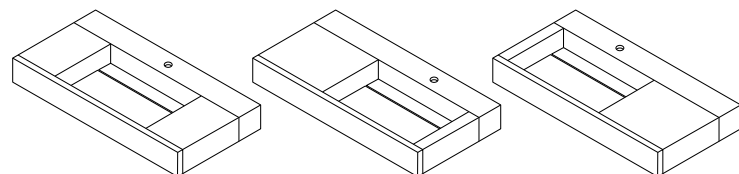
67x50x12,5 cm | 26 3/8"x19 5/8"x4 7/8"



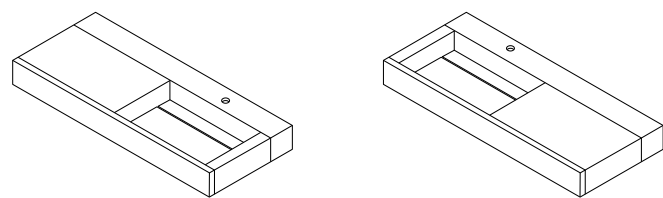
80x50x12,5 cm | 31 1/2"x19 5/8"x4 7/8"



100x50x12,5 cm | 39 3/8"x19 5/8"x4 7/8"



120x50x12,5 cm | 47 1/4"x19 5/8"x4 7/8"



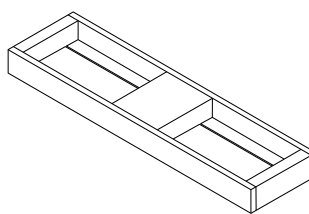
reddot winner 2022

Twin wall-mounted Sink Lavabo da parete doppio

WITHOUT FAUCET HOLE

Senza foro rubinetteria

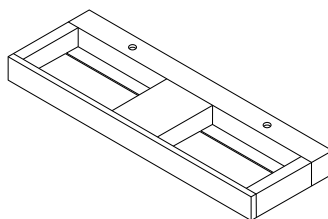
150x40x12,5 cm | 59"x15 3/4"x4 7/8"



WITH FAUCET HOLE

Con foro rubinetteria

150x50x12,5 cm | 59"x19 5/8"x4 7/8"

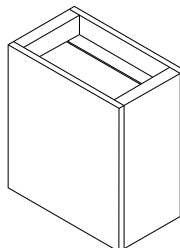


Free-Standing

WITHOUT FAUCET HOLE

Senza foro rubinetteria

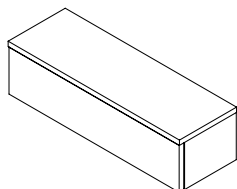
67x40x85 cm | 26 3/8"x15 3/4"x33 1/2"



Enclosed and accessible back / Retro chiuso ed accessibile
No brakets / No staffe

Designer Drawer Unit Cassettiera d'Autore

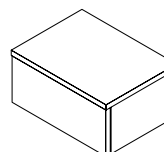
120x40x32 cm | 47 1/4"x15 3/4"x12 5/8"



Single wall-mounted Drawer Unit Cassettiera singola sospesa

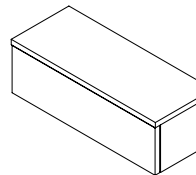
67x50x32 cm | 26 3/8"x19 5/8"x12 5/8"

80x50x32 cm | 31 1/2"x19 5/8"x12 5/8"



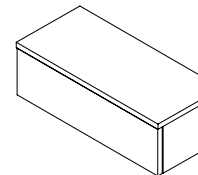
100x40x32 cm | 39 3/8"x15 3/4"x12 5/8"
120x40x32 cm | 47 1/4"x15 3/4"x12 5/8"

D 40 mm



100x50x32 cm | 39 3/8"x19 5/8"x12 5/8"
120x50x32 cm | 47 1/4"x19 5/8"x12 5/8"

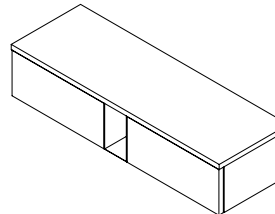
D 50 mm



Twin wall-mounted Drawer Unit Cassettiera doppia sospesa

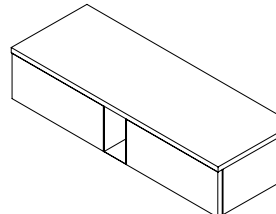
150x40x32 cm | 59"x15 3/4"x12 5/8"

D 40 mm



150x50x32 cm | 59"x19 5/8"x12 5/8"

D 50 mm



INFORMATIONS FOR ALL DIALOGO UNITS

INFORMAZIONI PER TUTTE LE CASSETTIERE DIALOGO

DIMENSIONS / Dimensioni

Length 67 cm (26 3/8") / Lunghezza 67 cm (26 3/8")

Length 80 cm (31 5/8") / Lunghezza 80 cm (31 5/8")

Length 100 cm (39 3/8") / Lunghezza 100 cm (39 3/8")

Length 120 cm (47 1/4") / Lunghezza 120 cm (47 1/4")

Length 150 cm (59 1/2") / Lunghezza 150 cm (59 1/2")

Depth 40 cm (59 1/2") / Profondità 40 cm (59 1/2")

Depth 50 cm (15 3/4") / Profondità 50 cm (15 3/4")

Height 32 cm (12 5/8") / Altezza 32 cm (12 5/8")

FURTHER TECHNICAL DETAILS / Altri dettagli tecnici

Top covering in boxed porcelain tiles: height 3 cm (1 1/8")

Rivestimento superiore in gres porcellanato: altezza 3 cm (1 1/8")

Matt lacquered MDF casing, 3,2 cm (1 1/4") thick

Scocca in MDF spessore 3,2 cm (1 1/4") laccata opaca

Black open compartment (RAL 9005) / Vano a giorno nero (RAL 9005)

Front thickness: 3,2 cm (1 1/4") / Spessore frontale: 3,2 cm (1 1/4")

Interior clearance: 22 cm (8 5/8") / Luce interna: 22 cm (8 5/8")

Push opening system / Sistema d'apertura push

Rails with soft closing / Guide con chiusura ammortizzata

Drawer bottom in laminated panel and matching hardware

Fondo del cassetto in pannello nobilitato e ferramenta abbinata

STARTING SLABS / Fondi di partenza

Thickness 12 mm (4 3/4") / Spessore 12 mm (4 3/4")

Colors and finishes

Design Collection

Bicolor



Sink Color: 01
Colore lavabo: 01
Drawer Unit Color: 01
Colore cassettiera: 01


Sink Color: 02
Colore lavabo: 02
Drawer Unit Color: 02
Colore cassettiera: 02

Sink Color: 03
Colore lavabo: 03
Drawer Unit Color: 03
Colore cassettiera: 03


Sink Color: 04
Colore lavabo: 04
Drawer Unit Color: 04
Colore cassettiera: 04

Sink Color: 10
Colore lavabo: 10
Drawer Unit Color: 10
Colore cassettiera: 10

SINK COLORS



DRAWER UNIT COLORS



* Matte laquered MDF casing.

Monocolor



Sink Color: 05
Colore lavabo: 05
Drawer Unit Color: 05
Colore cassettiera: 05


Sink Color: 06
Colore lavabo: 06
Drawer Unit Color: 06
Colore cassettiera: 06

Sink Color: 07
Colore lavabo: 07
Drawer Unit Color: 07
Colore cassettiera: 07


Sink Color: 08
Colore lavabo: 08
Drawer Unit Color: 08
Colore cassettiera: 08

Sink Color: 09
Colore lavabo: 09
Drawer Unit Color: 09
Colore cassettiera: 09

SINK COLORS



DRAWER UNIT COLORS



INDEX



PRODUCT FINDER



SURFACE RANGE



COMPANY



COLLECTIONS



LARGE SIZES



SLABS FOR COUNTERTOPS & FURNITURE



FURNITURE



BATHROOM FURNITURE TABLES


FACADES




TECHNICAL SPECIFICATIONS




Tables


INDEX 




PRODUCT FINDER 

SURFACE RANGE 

COMPANY 

COLLECTIONS 


LARGE SIZES 

SLABS FOR COUNTERTOPS & FURNITURE 

FURNITURE 

BATHROOM FURNITURE TABLES

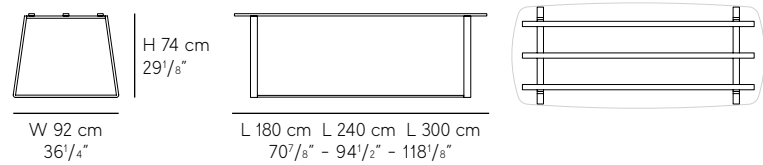
FACADES 

TECHNICAL SPECIFICATIONS 

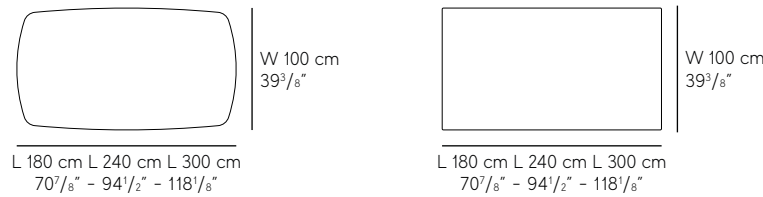
Brooklyn 75 Dining Tables



BASES available in textured black and textured anthracite



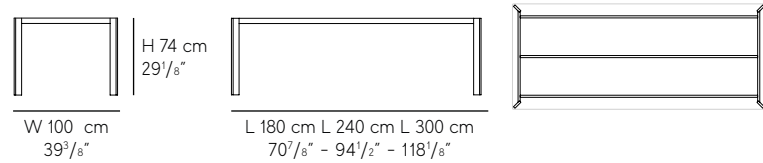
TOPS $\frac{\pm}{\text{>}}$ 12 mm



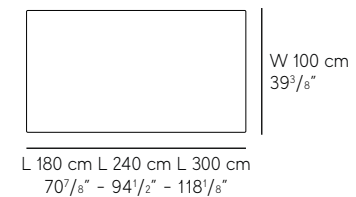
Incontro 75 Dining Tables



BASES available in textured black and textured anthracite



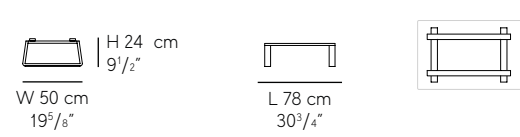
TOPS $\frac{\pm}{\text{>}}$ 12 mm



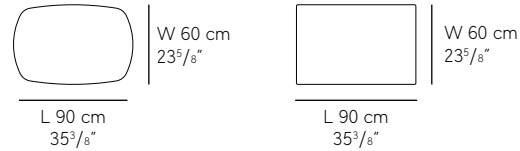
Brooklyn 25 CoffeeTables



BASES available in textured black and textured anthracite



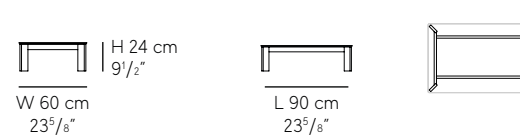
TOPS $\frac{\pm}{\text{>}}$ 12 mm



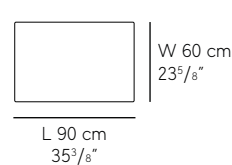
Incontro 25 CoffeeTables



BASES available in textured black and textured anthracite



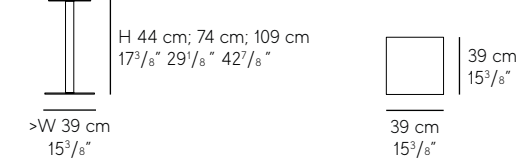
TOPS $\frac{\pm}{\text{>}}$ 12 mm



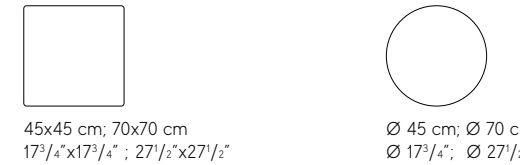
Manhattan Hospitality Tables



BASES available in textured black and customed



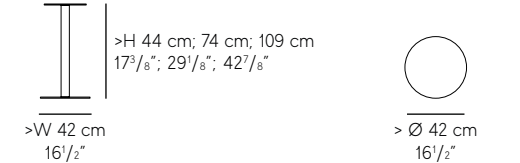
TOPS $\frac{\pm}{\text{>}}$ 12 mm



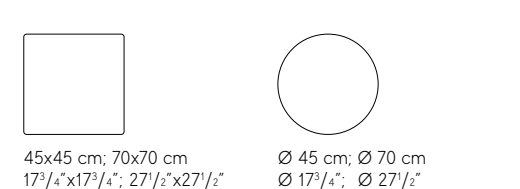
Cosmopolitan Hospitality Tables



BASES available in textured black and customed



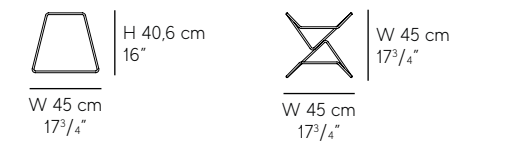
TOPS $\frac{\pm}{\text{>}}$ 12 mm



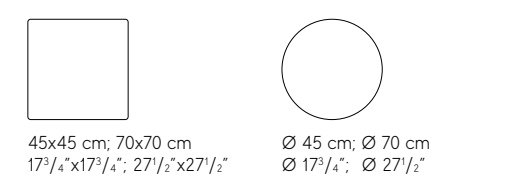
Contatto Side Table



BASES available in textured black and chromed



TOPS $\frac{\pm}{\text{>}}$ 12 mm



TABLES BROCHURE



Top

Porcelain tile colors and finishes



Sinks cleaning and maintenance

SANITIZING

Porcelain tiles surfaces are extremely easy to sanitize, owing to the physical and mechanical features of this material. Indeed, since they are produced at extremely high temperatures, they prove entirely poreless, which prevents mold, mildew and bacteria from spreading. This means sanitizing products or products with a specific concentration of chemicals capable of eradicating germs and bacteria from surfaces can easily be used, for optimum efficiency and without worrying about damaging the material itself.

ROUTINE CLEANING

For routine cleaning, simply use a damp sponge or a microfibre cloth with hot water and ordinary neutral detergent* then wipe dry with a soft cloth. To remove dirt built up in the corners, we recommend you rub with a nonabrasive soft bristle brush. Avoid using:
 1. Products with waxing, restoring, polishing, brightening properties;
 2. Products containing hydrofluoric acid and its derivatives;
 3. Metal wire pads (iron and steel pads) or excessively abrasive pads.
CAUTION: Porcelain tiles do not require the application of waxes or detergents with polishing additives, even when the surface is glossy/lapped.

*such as Clean Universal made by Faber Chimica or Fila Clean&Shine for the Italian market - Fila Cleanall for the US market - Fila Brio for all other markets.

EXTRAORDINARY CLEANING

In the event of tough stains, which cannot be removed during routine cleaning operations, we suggest the use of alkaline detergents* for coffee, fruit juice, wine, ink stains and the like, acidic detergents** in the event of limescale residue (or rust), use specific detergents to remove silicone sealant residue**

*such as Clean Degreaser - Deep Degreaser made by Faber Chimica or Fila Powerclean for the Italian market - Fila Hobby for other markets.
 **such as Clean Limescale - Tile Cleaner made by Faber Chimica or Fila Deepclean for the Italian market - Fila Via Bagno for other markets.
 ***such as Epoxy Cleaner made by Faber Chimica or Fila Zerofil.

STEEL SURFACES

Stainless steel is an extremely strong material and is not subject to the corrosive action of oxidation. However, specific products should be used for cleaning it. In addition, to avoid damaging the surface, do not use:
 1. sponges or scourers that could cause irreversible scratches and abrasions;
 2. aggressive chemicals;
 3. cleaning products based on ammonia, bleach or chlorine.

LACQUERED SURFACES

Daily cleaning and maintenance of the lacquered surfaces of the drawer unit. To maintain lacquered surfaces for as long as possible and in the best possible condition, proceed as follows:
 1. Treat the stain promptly, allowing it to remain in contact with the surface for as little time as possible.
 2. Only use a moistened microfibre cloth, white if possible. Do not use sponges or rags that could scratch the surface.
 3. Use a NON-abrasive, neutral liquid soap solution. Marseille soap is particularly suitable. Simply dilute a few flakes in a bowl with lukewarm water, lightly dampen the cloth and wipe the surface.
 4. After wiping, it is best to rinse and dry quickly, taking care to use a dry cloth different from the one used for cleaning. Air drying is not recommended because halos or traces of water may remain.
 5. Do not use organic solvents such as acetone and alcohol, do not use detergents containing strong acids, kitchen detergents and substances containing ammonia, trichloroethylene and bleach.

Notes

CAUTION

Avoid accidental shocks that could result in chipping or irreversible damage. In the event of breakage, check that the structural parts are not damaged and, if necessary, discard the item. Avoid any improper use of the items and their components. Some removable parts could be used as blunt objects. Be careful: sharp edges and possible razor-sharp surfaces.

IGIENIZZAZIONE

Le superfici in gres porcellanato sono estremamente facili da igienizzare, grazie alle caratteristiche fisico-meccaniche di questo materiale. Infatti, essendo prodotta ad altissime temperature, risulta totalmente priva di pori, fatto che impedisce a muffe e batteri di proliferare. È possibile utilizzare pertanto senza problemi prodotti igienizzanti ossia con una determinata concentrazione di sostanze in grado di eliminare germi e batteri dalle superfici, con la massima efficacia e senza temere di rovinare il materiale stesso.

PULIZIA ORDINARIA

Per la pulizia quotidiana è sufficiente utilizzare una spugna inumidita o un panno in microfibra con acqua calda e un comune detergente neutro* asciugando con un panno morbido. Per la rimozione di sporco accumulatosi negli angoli si suggerisce di strofinare con uno spazzolino con setole morbide non abrasive. Evitare l'utilizzo di:
 1. Prodotti con caratteristiche ceranti, ravvivanti, lucidanti, brillantanti;
 2. Prodotti che contengono acido fluoridrico e suoi derivati;
 3. Pagliette di metallo (spugnette di ferro e acciaio) o eccessivamente abrasive.
ATTENZIONE: Il gres porcellanato non richiede l'applicazione di cere o di detergenti con additivi lucidanti anche quando ha una superficie lucida/lappata.

*tipo Clean Universal della Faber Chimica oppure Fila Clean&Shine per mercato IT - Fila Cleanall per mercato USA - Fila Brio per tutti gli altri mercati.

PULIZIA STRAORDINARIA

Nel caso di macchie ostinate, non rimovibili con la pulizia ordinaria, si suggerisce di utilizzare detergenti a base alcalina* per caffè, succhi di frutta, vino, inchiostro, ed etc...
 detergenti a base acida** nel caso di residui di calcare (o ruggine) utilizzare detergenti specifici per la rimozione di residui di sigillanti silicatici***

*tipo Clean Degreaser - Deep Degreaser della Faber Chimica oppure Fila Powerclean per mercato IT - Fila Hobby per gli altri mercati.
 **tipo Clean Limescale - Tile Cleaner della Faber Chimica oppure Fila Deepclean per il mercato IT - Fila Via Bagno per gli altri mercati.
 ***tipo Epoxy Cleaner della Faber Chimica oppure Fila Zerofil.

SUPERFICI IN ACCIAIO

L'acciaio inox è un materiale estremamente resistente e non è soggetto all'azione corrosiva dell'ossidazione. Tuttavia per la pulizia è opportuno adoperare prodotti specifici. Inoltre per evitare il danneggiamento della superficie non utilizzare:
 1. spugne o pagliette metalliche che potrebbero generare graffi ed abrasioni irreversibili;
 2. sostanze chimiche aggressive;
 3. prodotti per la pulizia a base di ammoniaca, candeggina o cloro.

SUPERFICI LACCATE

Pulizia e manutenzione quotidiana delle superfici laccate della cassetteria. Per conservare le superfici laccate per il maggior tempo e nella migliore condizione possibile, è necessario rispettare e seguire i seguenti punti:
 1. Agire tempestivamente sulla macchia, lasciando che questa rimanga il minor tempo possibile a contatto con la superficie;
 2. Utilizzare esclusivamente un panno in microfibra inumidito, possibilmente bianco. Non utilizzare spugne o stracci che potrebbero graffiare la superficie;
 3. Utilizzare una soluzione di sapone liquido neutro NON abrasivo. Particolarmente indicato è il Sapone di Marsiglia, sarà sufficiente diluire alcune scaglie in una bacinella d'acqua tiepida, bagnare leggermente il panno e passarlo sulla superficie;
 4. Dopo aver passato il panno, è bene procedere con le operazioni di risciacquo e asciugatura in maniera rapida, avendo cura di usare un panno asciutto diverso da quello utilizzato per la pulizia. L'asciugatura all'aria è sconsigliata perché potrebbero rimanere aloni o tracce di acqua;
 5. Non usare solventi organici come acetone ed alcool, non usare detergenti contenenti acidi forti, detergenti per cucina e sostanze contenenti ammoniaca, trielina e candeggina.

ATTENZIONE

Evitare urti accidentali che potrebbero provocare sbecature o lesioni non ripristinabili. In presenza di rotture verificare che le parti strutturali non siano compromesse e nel caso mettere fuori utilizzo l'oggetto. Evitare qualsiasi uso improprio degli articoli e dei loro componenti. Alcune parti removibili potrebbero essere utilizzate come oggetti contundenti. Prestare attenzione: spigoli acuminati e possibile presenza di superfici taglienti.

INDEX



PRODUCT
FINDER



SURFACE
RANGE



COMPANY



COLLECTIONS



LARGE SIZES



SLABS FOR
COUNTERTOPS
& FURNITURE



FURNITURE



BATHROOM FURNITURE
TABLES

FACADES



TECHNICAL
SPECIFICATIONS



Facades

- ◇ BONDED FACADES
- ◇ VENTILATED FACADES

INDEX



PRODUCT
FINDER



SURFACE
RANGE



COMPANY



COLLECTIONS



LARGE SIZES



SLABS FOR
COUNTERTOPS
& FURNITURE



FURNITURE



FACADES



BONDED FACADES
VENTILATED FACADES

TECHNICAL
SPECIFICATIONS





Bonded facades


On plaster



Suitable thicknesses
 ± 6 mm
 ± 9 mm
 ± 12 mm


- 1 Stoneware cladding
- 2 Safety hook
- 3 Highly deformable adhesive
- 4 Masonry

On thermal coat



Suitable thicknesses
 ± 6 mm ⁽¹⁾

- 1 Stoneware cladding
- 2 Highly deformable adhesive
- 3 Structural plaster
- 4 Fiber glass mesh
- 5 Structural render
- 6 Insulating panel
- 7 Adhesive
- 8 Masonry




BONDED FACADES ON PLASTER

Porcelain panels are bonded directly to the outer plaster layer of the wall face using the double spreading method with the proper adhesive depending on the nature of the substrate, environmental conditions, and panel size. It is advisable to place metal hooks as an additional safety restraint, which will remain hidden behind the slab. These hooks are then mechanically attached to the wall.

FACCIAE INCOLLATE SU INTONACO

I pannelli in gres vengono incollati direttamente allo strato di intonaco esterno del paramento murario, adottando il metodo della doppia spalmatura con idoneo adesivo in funzione alla natura del sottofondo, delle condizioni ambientali e del formato del pannello. È consigliabile disporre ganci metallici, come ulteriore ritegno di sicurezza, che rimarranno nascosti dietro la lastra preventivamente lavorata. Tali ganci sono poi fissati meccanicamente alla parete.



BONDED FACADES ON THERMAL COAT

External vertical cladding system made by bonding the ceramic slabs to the insulating layer using the double spreading method with the proper adhesive depending on the nature of the substrate, environmental conditions, and panel size. Light colors with a solar reflectance index (SR) greater than 20% are recommended.


FACCIAE INCOLLATE SU CAPPOTTO TERMICO

Sistema di rivestimento verticale esterno realizzato incollando le lastre ceramiche allo strato di isolante, adottando il metodo della doppia spalmatura con idoneo adesivo in funzione alla natura del sottofondo, delle condizioni ambientali e del formato del pannello. Sono da privilegiare colori chiari con indice di riflettanza solare (SR) maggiore del 20%.

⁽¹⁾ However, we do not exclude the possibility of using thicker, larger slabs on insulating layers after further evaluation at the design stage or on-site surveys in the case of work on existing surfaces. - Non si esclude comunque la possibilità di incollare su isolante in facciata lastre di spessore e formato maggiori previa ulteriori valutazioni in fase di progetto o rilievi in sito in caso di interventi su esistente.


Ventilated facades*

With visible mechanical hooks



Suitable thicknesses
± 6 mm
± 9 mm
± 12 mm

- 1 Stoneware cladding
- 2 Clip hook
- 3 Insulating panel
- 4 Mullion
- 5 Brackets
- 6 Masonry



VENTILATED FACADES WITH VISIBLE MECHANICAL HOOKS

The attachment of the slabs is visible and done with steel clips, possibly painted in a color similar to the facing. The metal structure of the system consists of vertical mullions and brackets anchored to the wall of the building by appropriately sized dowels. The coupling system between bracket and upright ensures compliance with the designed geometric constraints while also allowing for minor adjustment during installation.

FACCIATE VENTILATE CON AGGANCI A VISTA MECCANICI

L'aggancio delle lastre è visibile e realizzato con clips di acciaio, eventualmente verniciate con un colore simile al paramento. La struttura metallica del sistema è composta da montanti verticali e staffe, ancorate alla parete portante dell'edificio mediante tasselli opportunamente dimensionati. Il sistema di aggancio tra staffa e montante permette di rispettare i vincoli geometrici progettati garantendo piccoli aggiustamenti in fase di posa.


With invisible mechanical hooks



Suitable thicknesses
± 9 mm
± 12 mm
± 20 mm



- 1 Stoneware cladding
- 2 Fasteners
- 3 Horizontal profile
- 4 Insulating panel
- 5 Mullion
- 6 Brackets
- 7 Masonry



VENTILATED FACADES WITH INVISIBLE MECHANICAL HOOKS

The attachment is concealed on the back of the slab by means of special steel inserts that fit into previously-made holes. The metal structure of the system consists of vertical mullions, horizontal beams, and brackets anchored to the wall of the building by appropriately sized dowels. The coupling system between bracket and upright ensures compliance with the designed geometric constraints while also allowing for minor adjustments during installation.

FACCIATE VENTILATE CON AGGANCI A SCOMPARSA MECCANICI


L'aggancio è occulto sul retro della lastra mediante speciali inserti di acciaio che si inseriscono in fori sottosquadro, precedentemente realizzati meccanicamente. La struttura metallica del sistema è composta da montanti verticali, correnti orizzontali e staffe, ancorate alla parete portante dell'edificio mediante tasselli opportunamente dimensionati. Il sistema di aggancio tra staffa e montante permette di rispettare i vincoli geometrici progettati garantendo piccoli aggiustamenti in fase di posa.

With invisible chemical-mechanical hooks



Suitable thicknesses
± 6 mm
± 9 mm
± 12 mm

- 1 Stoneware cladding
- 2 Horizontal profile
- 3 Insulating panel
- 4 Mullion
- 5 Brackets
- 6 Masonry



VENTILATED FACADES WITH INVISIBLE CHEMICAL-MECHANICAL HOOKS

For slabs less than 9 mm thick, the attachment system is not only mechanical but also chemical. Depending on the case, the bonding can be continuous and applied to a backing layer or directly to the metal profiles of the structure. The hybrid nature of the attachment thus provides greater safety than single-attachment techniques.

FACCIATE VENTILATE CON AGGANCI A SCOMPARSA CHIMICO-MECCANICI

Per lastre di spessore inferiore a 9 mm, il sistema di aggancio non sarà esclusivamente meccanico ma anche chimico. A seconda dei casi l'incollaggio può essere continuo e applicato ad uno strato di supporto oppure direttamente ai profili metallici della struttura. La natura ibrida dell'aggancio garantisce così maggior sicurezza rispetto ad agganci con tecnica di fissaggio singola.

With invisible hooks for slabs with incisions (kerf)



Suitable thicknesses
± 20 mm

- 1 Stoneware cladding
- 2 Clip hook
- 3 Insulating panel
- 4 Mullion
- 5 Brackets
- 6 Masonry



VENTILATED FACADES WITH INVISIBLE HOOKS FOR SLABS WITH INCISIONS (KERF)

For 20-mm-thick slabs, the concealed attachment system consists of clips inserted into an incision on the edge of the slabs, previously cut into the thickness along the parallel horizontal sides with respect to the orientation of the installation. The structure can be the same as the systems with visible fasteners.

FACCIATE VENTILATE CON AGGANCI A SCOMPARSA PER LASTRE INTAGLIATE (KERF)

Per lastre di spessore 20 mm il sistema di aggancio occulto è costituito da clips inserite in una incisione sulla costa delle lastre, preventivamente incise nello spessore lungo i lati paralleli orizzontali rispetto all'orientamento dell'installazione. La struttura può essere la stessa dei sistemi con aggancio a vista.



FR-DE-ES-RU





* Technological exterior cladding systems consisting of a series of layers anchored to the building walls by a metal structure. A layer of thermal and acoustic insulation is usually applied directly on the wall, and then porcelain tile cladding is added externally. A hollow space is created between the two layers to ensure the breathability of the facade through continuous ventilation. - Sistemi tecnologici di rivestimento esterno costituiti da una serie di strati ancorati alle pareti dell'edificio mediante una struttura metallica. A contatto con la parete in genere è applicato uno strato di isolante termico ed acustico e più esternamente il rivestimento in gres porcellanato. Tra i due strati si crea un'intercapedine vuota che garantisce traspirazione della facciata mediante ventilazione continua.




Technical Specifications

- ↔ ENVIRONMENTAL SUSTAINABILITY
- ↔ CERTIFICATIONS
- ↔ SENSITECH TECHNOLOGY
- ↔ VELVETECH TECHNOLOGY
- ↔ TECHNICAL SPECIFICATION
- ↔ DESTINATIONS OF USE
- ↔ COLOR-SHADING
- ↔ LAYING SUGGESTIONS, CLEANING AND MAINTENANCE
- ↔ PACKING
- ↔ GENERAL SALES CONDITIONS


INDEX 


PRODUCT FINDER 

SURFACE RANGE 


COMPANY 

COLLECTIONS 

LARGE SIZES 

SLABS FOR COUNTERTOPS & FURNITURE 

FURNITURE 

FACADES 

TECHNICAL SPECIFICATIONS 

Environmental sustainability



Environment and health / Ambiente e salute

Advanced purification systems, which contribute to the containment of atmospheric emissions

RTO system to reduce harmful emissions and odours

Reduction of CO₂ emissions due to automated vertical warehouse

100% recyclable packaging materials

0% lead, cadmium, and other dangerous substances in products

All Atlas Concorde products, during their use, do not release VOCs (Volatile Organic Compounds)

Energy optimisation / Ottimizzazione energetica

100% LED light

Heat recovery from furnaces and cooling water

Efficient methane gas cogeneration plant

Recovery of residual heat energy by tube heat exchangers

Waste management / Gestione degli scarti

100% of cooked and raw waste recovered internally

90% recovered waste

100% water recovered for internal use



For Atlas Concorde, being Made in Italy is not just a prestigious certification of style, design, and production excellence, but an identity that involves all aspects of its business. For this reason, we identify with the values expressed by Confindustria Ceramica's ethical code, which guarantee absolute compliance with labor regulations, and with the marks Made in Italy and Ceramics of Italy, which certify the quality of authentic Italian style.

Certifications

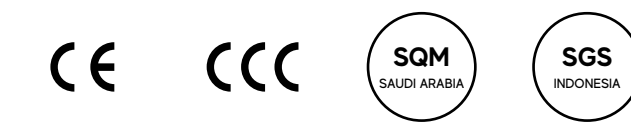
Company certifications / Certificazioni aziendali



Product declarations / Dichiarazioni di prodotto



Certifications for export to international markets*



QB UPEC PORCELAIN TILES

- AIX
- AXI
- BOOST
- BOOST NATURAL
- BOOST MIX
- BOOST PRO
- BOOST STONE
- BRAVE
- ETIC
- ETIC PRO
- EXENCE
- HEARTWOOD
- KONE
- LIMS
- MARVEL
- MARVEL DREAM
- MARVEL GEMS
- MARVEL PRO
- MARVEL SHINE
- MARVEL STONE
- PRISM
- TRUST
- VENTI BOOST

QB UPEC F+ OUTDOOR ± 20 MM

- BOOST
- BOOST NATURAL
- BOOST PRO
- BOOST STONE
- BRAVE
- NORDE
- TRUST

CLASSIFICATION UPEC/UPEC F+ EN COURS DE CERTIFICATION

- BOOST BALANCE
- BOOST MINERAL
- MARVEL MERAVIGLIA
- MARVEL TRAVERTINE
- MARVEL X



* Valid certification for porcelain tile and single-fired products. - Certificazione valida per prodotti in gres porcellanato e monocottura.

* Shipments can be made in accordance with national requirements anywhere in the world, even in markets with complex customs procedures, thanks to our active cooperation with accredited certification bodies in each country. - Possibilità di spedizioni conformi alle prescrizioni nazionali ovunque nel mondo, anche in mercati con procedure doganali complesse, grazie alla collaborazione sempre attiva con gli enti di certificazione accreditati in ciascun paese. - Dank unserer aktiven Zusammenarbeit mit den akkreditierten Zertifizierungsstellen in den einzelnen Ländern können die Sendungen in Übereinstimmung mit den nationalen Anforderungen überall auf der Welt versandt werden, selbst auf Märkten mit komplexen Zollverfahren. - Possibilità d'expéditions conformes aux prescriptions nationales partout dans le monde, même sur les marchés dont les procédures douanières sont complexes, grâce à la collaboration toujours active avec les organismes de certification homologués dans chaque pays. - Se pueden realizar envíos según la normativa nacional a cualquier parte del mundo, incluso a mercados con procedimientos aduaneros complejos, gracias a la cooperación permanente con los organismos de certificación acreditados en cada país. - Компания имеет возможность осуществлять поставки в любую точку мира в соответствии с национальными требованиями, даже на рынках со сложными таможенными процедурами, благодаря неизменно активному сотрудничеству с аккредитованными органами сертификации в каждой стране.

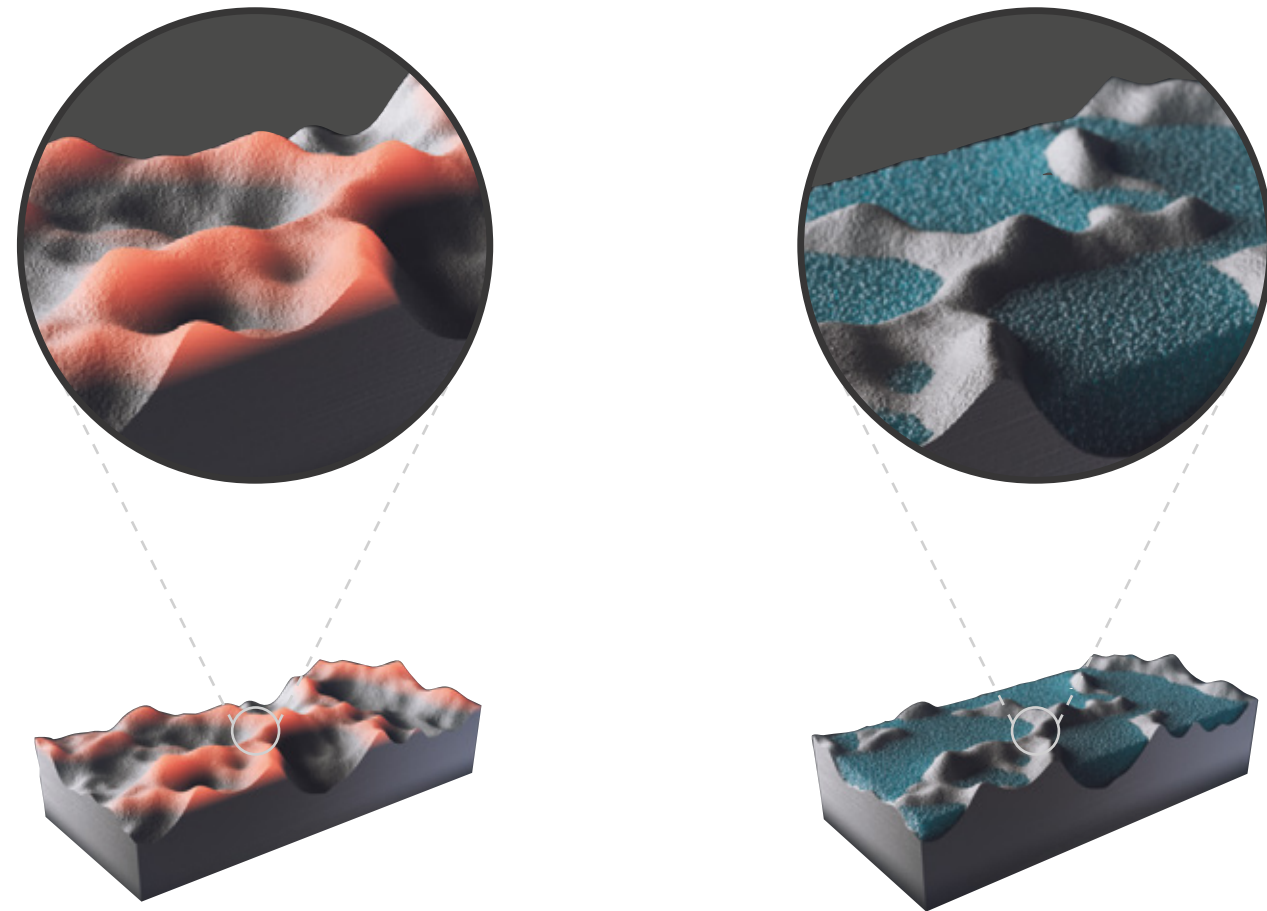
¹⁾ Classificazione UPEC aggiornata al - Classement UPEC mis à jour au: 2024

²⁾ Si consiglia la consultazione della pagina - On vous conseille de vous connecter à: <https://database.cstb.fr/holderdetails?UId=ETB-2094&AppRef=QB32>

³⁾ Per ulteriori informazioni scrivere a - Pour tous renseignements complémentaires merci d'écrire à: france@atlasconcorde.it



Sensitech



Traditional anti-slip surface

The innovative Sensitech Surface

Sensitech is the high-tech surface for indoor and outdoor settings created by Atlas Concorde Laboratories. The surface combines high slip resistance performance with tactile softness. With Sensitech, the meaning of surface evolves and takes on a reassuring, pleasant and practical touch, making architectural spaces more comfortable and appealing.

Sensitech è la superficie ad alto coefficiente tecnologico per gli ambienti interni ed esterni realizzata dai Laboratori Atlas Concorde. La superficie coniuga elevate prestazioni di resistenza allo scivolamento ad una maggiore morbidezza tattile. Con Sensitech il significato di superficie si evolve e assume un tocco rassicurante, piacevole e pratico, rendendo gli spazi architettonici sempre più confortevoli e appaganti.



Velvetech



Velvetech is the new technology with an Italian patent inspired by the effect of sanding on the surface. Velvetech has silk-like reflections and a velvety soft hand. The naturalness of the surface is emphasised by areas of different opacity that contribute to the depth of the surface.

Velvetech è la nuova tecnologia con brevetto depositato in Italia ispirata all'effetto della levigatura sulla superficie. Velvetech si presenta con riflessi che ricordano la seta e una mano vellutata e morbida. La naturalezza della superficie è evidenziata da zone di diversa opacità che contribuiscono a dare profondità alla superficie.



INDEX



PRODUCT
FINDER



SURFACE
RANGE



COMPANY



COLLECTIONS



LARGE SIZES



SLABS FOR
COUNTERTOPS
& FURNITURE



FURNITURE



FACADES



TECHNICAL
SPECIFICATIONS









Porcelain Tiles Technical Specification

Complies with	EN 14411 (ISO 13006)	Appendix	G	Group	Bla
Conforme alla norma	EN 14411 (ISO 13006)	Appendice	G	Gruppo	Bla
Conforme à la norme	EN 14411 (ISO 13006)	Appendice	G	Groupe	Bla
Entsprechend	EN 14411 (ISO 13006)	Anhang	G	Gruppe	Bla
Conforme a la norma	EN 14411 (ISO 13006)	Apéndice	G	Grupo	Bla
Соответствует норме	EN 14411 (ISO 13006)	Приложение	G	Группа	Bla

- (*) **The permissible deviation, in % or mm, of the average size for each tile (2 or 4 sides) from work size (WS).**
Deviazione ammissibile, in % oppure mm, della dimensione media di ogni piastrella (2 oppure 4 lati) dalla dimensione di fabbricazione (WS).
- (**) **The permissible deviation, in % or mm, of the average thickness for each tile from the work size thickness (WS).**
Deviazione ammissibile, in % oppure mm, dello spessore medio di ogni piastrella dallo spessore riportato nella dimensione di fabbricazione (WS).
- (***) **The maximum permissible deviation from straightness, in % or mm, related to the corresponding work sizes (WS).**
Deviazione massima ammissibile di rettilineità, in % oppure mm, in rapporto alle dimensioni di fabbricazione (WS) corrispondenti.
- (****) **The maximum permissible deviation from rectangularity, in % or mm, related to the corresponding work sizes (WS).**
Deviazione massima ammissibile di ortogonalità, in % oppure mm, in rapporto alle dimensioni di fabbricazione (WS) corrispondenti.
- c.c. **The maximum permissible deviation from centre curvature, in % or mm, related to diagonal calculated from the work sizes (WS).**
Deviazione massima ammissibile della curvatura del centro, in % oppure mm, in rapporto alla diagonale calcolata secondo le dimensioni di fabbricazione (WS).
- e.c. **The maximum permissible deviation from edge curvature, in % or mm, related to the corresponding work sizes (WS).**
Deviazione massima ammissibile della curvatura dello spigolo, in % oppure mm, in rapporto alle dimensioni di fabbricazione (WS) corrispondenti.
- w. **The maximum permissible deviation from warpage, in % or mm, related to diagonal calculated from the work sizes (WS).**
Deviazione massima ammissibile dello svergolamento, in % oppure mm, in rapporto alla diagonale calcolata secondo le dimensioni di fabbricazione (WS).
- (1) **Determination of slip resistance of pedestrian surfaces; it does not cover sports surfaces and road surfaces for vehicles (skid resistance).**
Determinazione della resistenza allo scivolamento delle superfici pedonabili; non si applica alle pavimentazioni sportive ed alle pavimentazioni stradali veicolari.
- (2) **Anti-slip performance is guaranteed at the time of delivery of the product.**
Le prestazioni anti-slip vengono garantite al momento della consegna del prodotto.
- (3) **However, tiles with a DCOF of 0.42 or greater are not necessarily suitable for all projects. The specifier shall determine tiles appropriate for specific project conditions, considering by way of example, but not in limitation, type of use, traffic, expected contaminants, expected maintenance, expected wear, and manufacturers' guidelines and recommendations.**
Tuttavia, le piastrelle con un DCOF di 0.42 o superiore non sono necessariamente adatte per tutti i progetti. Lo specificatore deve determinare le piastrelle appropriate per le specifiche condizioni del progetto, considerando, per esempio, ma non per limitazione, il tipo di utilizzo, il traffico, i contaminanti attesi, la manutenzione attesa, l'usura attesa e le linee guida e le raccomandazioni dei produttori.
- (4) **For further details, please refer to outdoor design general catalogue.** Per maggiori informazioni riferirsi al catalogo generale Outdoor Design.
- (5) **Only for products with 20 mm thickness. Solo per prodotti a 20mm di spessore.**

Technical feature symbols

			Length and width / Lunghezza e larghezza / Longuer et largeur / Länge und Breite / Longitud y anchura / Размеры сторон (*)
			Thickness / Spessore / Epaisseur / Stärke / Grosor / Толщина (**)
			Straightness of sides / Rettilineità degli spigoli Rectitude des arêtes / Kantengeradheit / Rectilineidad de las aristas / Кривизна сторон (***)
	ISO 10545-2		Rectangularity / Ortogonalità / Orthogonalite / Rechtwinkligkeit / Ortogonalidad / Косоугольность (****) (Measurement only on short edges when L/l ≥ 3) (Misurazione da condurre solo sui lati corti quando L/l ≥ 3) (Ne mesurez que les côtés courts lorsque L/l ≥ 3) (Messung nur an den kurzen Seiten, wenn L/l ≥ 3) (Medir solo en los lados cortos cuando L/l ≥ 3) (Измерение проводится только на короткой грани, когда L/l ≥ 3)
			Surface flatness / Planarità Planimetrie / Ebenflächigkeit / Planaridad / Кривизна лицевой поверхности
			Water absorption (in % by mass) / Massa d'acqua assorbita (come % della massa) Masse d'eau absorbée (en % de la masse) / Aufgenommene Wassermasse (in % der Masse) / Peso de agua absorbida (como % de la masa) / Водопоглощение (% от массы)
	ISO 10545-3		
	ASTM C 373-18		
			Breaking strength / Sforzo di rottura Force de rupture / Bruchlast / Esfuerzo de ruptura / Усилие на излом
	ISO 10545-4		
			Modulus of rupture / Resistenza alla flessione Résistance à la flexion / Biegefestigkeit / Resistencia a la flexión / Устойчивость к изгибу
	EN 1339 Annex F		
			Bending strength and breaking load / Resistenza a flessione e al carico di rottura Résistance à la flexion et à la charge de rupture / Biege- und Bruchfestigkeit Extraordinaria resistencia a la flexión y a la carga de rotura / Предел прочности при изгибе и разрушающая нагрузка (4)(5)
	ISO 10545-5		
			Impact resistance, as coefficient of restitution / Resistenza all'impatto, espresso come coefficiente di restituzione Résistance au choc, par mesurage du coefficient de restitution / Schlagzähigkeit, ausgedrückt als Restitutionskoeffizient Resistencia al impacto, expresada como coeficiente de restitución / Ударпрочность, выраженная коэффициентом восстановления
	ISO 10545-6		
			Resistance to deep abrasion of unglazed tiles (removed volume) Resistenza all'abrasione profonda delle piastrelle non smaltate (volume materiale asportato) Résistance à l'abrasion profonde des carreaux non émaillés (volume du matériau retiré) Widerstand gegen Tiefenverschleiß von unglasierten Fliesen (Materialabtrag bzw. Volumenverlust) Resistencia a la abrasión profunda de las baldosas no esmaltadas (volumen material extraído) Стойкость к глубокому истиранию неглазурованных плиток (объем удаленного материала)
	ISO 10545-8		
			Coefficient of thermal linear expansion / Coefficiente di dilatazione termica lineare Coefficient de dilatation thermique linéique / Lineare thermische Dehnung Coeficiente de dilatación térmica lineal / Коэффициент линейного расширения
	ISO 10545-9		
			Thermal shock resistance / Resistenza agli sbalzi termici Résistance aux écarts de température / Temperaturwechselbeständigkeit Resistencia a los cambios de temperatura / Устойчивость к перепаду температур
	ISO 10545-10		
			Moisture expansion (in mm/m) / Dilatazione all'umidità (in mm/m) Dilatation à l'humidité (en mm/m) / Feuchtigkeitsausdehnung (in mm/m) Dilatación por la humedad (en mm/m) / Расширение под воздействием влаги (в мм/м)
	ISO 10545-12		
			Frost resistance / Resistenza al gelo Résistance aux gel / Frostbeständigkeit / Resistencia a las heladas / Морозоустойчивость
	EN 12004-2		
			Bond strength/adhesion for improved cementitious adhesives / Adesione a trazione con adesivi cementizi migliorati Adhérence par traction avec des ciments-colle améliorés / Scherfestigkeit mit verbesserten zementhaltigen Klebern Adherencia a tracción con adhesivos cementosos mejorados Прочность на растяжение при приклеивании улучшенными цементными клеями
	-		Reaction to fire / Reazione al fuoco Réaction au feu / Brandverhalten / Reacción al fuego / Огнестойкость
			Resistance to household chemicals and swimming pool salts Resistenza ai prodotti chimici di uso domestico ed agli additivi per piscina Résistance aux produits chimiques à usage domestique et aux adjuvants pour piscine Beständigkeit gegen Haushaltschemikalien und Badewasserzusätze Resistencia a los productos químicos de uso doméstico / Стойкость к химикатам, используемым в быту и для бассейнов
	ISO 10545-13		
			Resistance to low concentrations of acids and alkalis / Resistenza a basse concentrazioni di ACIDI e ALCALI Résistance aux acides et aux alcalis à basse concentration / Beständigkeit gegen niedrigkonzentrierte Säuren und Laugen Resistencia a los ácidos y bases de baja concentración / Сопротивление кислотам и щелочам низкой концентрации
			Resistance to high concentrations of acids and alkalis / Resistenza ad alte concentrazioni di ACIDI e ALCALI Résistance aux acides et aux alcalis à haute concentration / Beständigkeit gegen hochkonzentrierte Säuren und Laugen Resistencia a los ácidos y bases de alta concentración / Сопротивление кислотам и щелочам высокой концентрации
	ISO 10545-14		
			Resistance to staining, for unglazed tiles / Resistenza alle macchie per piastrelle non smaltate Résistance aux taches pour carreaux non émaillés / Widerstand gegen Fleckenbildung für unglasierte Fliesen / Resistencia a las manchas para azulejos no esmaltados / Устойчивость к загрязнению, для неглазурованных плиток
	DIN EN 16165 ANNEX B (EX DIN 51130)		
	DIN EN 16165 ANNEX A (EX DIN 51097)		
	BS EN 16165 ANNEX C (EX BS 7976)		
	AS 4586		
	UNE EN 16165 ANNEX C (EX UNE 41901 EX2017)		
	B.C.R.A. Rep. CEC/81		
	ANSI A 326,3		
			Shod Ramp Test / Metodo della rampa "calzata" / Test de la rampe « chaussé » / Rampenmethode mit Schuhen Método de la rampa "calzado" / Метод наклонной плоскости (в обуви)
			Barefoot Ramp Test Metodo della rampa a piedi nudi / Test de la rampe à pieds nus / Rampenmethode barfuß Método de la rampa a pies descalzos / Метод наклонной плоскости (босыми ногами) (1)(2)
			Pendulum Friction Test / Metodo del Pendolo Méthode du Pendule / Pendelmethode / Método del péndulo / Метод маятника (1)(2)
			Coefficient of friction (COF) / Coefficiente di attrito Coefficient de frottement / Reibungskoeffizient / Coeficiente de roce / Коэффициент трения (1)(2)
			Dynamic coefficient of friction (DCOF) Coefficiente di attrito dinamico Coefficient de frottement dynamique / Dynamischer Reibungskoeffizient / Coeficiente de roce dinámico (1)(2)(3)

Technical features - Caratteristiche tecniche - Caractéristiques techniques - Technische Daten - Características técnicas - Технические характеристики

Porcelain tiles technical features

			Requirements for nominal size N Requisiti per dimensione nominale N			AXI	BOOST					
			7 cm ≤ N < 15 cm	N ≥ 15 cm			Matte ± 9 mm	Matte Sensitech ± 9 mm	Matte ± 6 mm	Matte Sensitech ± 6 mm	Grip Sensitech ± 9 mm	Outdoor Sensitech ± 20 mm
			(mm)	(%)	(mm)							
Regularity characteristics	Length and width Lunghezza e larghezza	ISO 10545-2	± 0,9 (*) Non-rect. ± 0,4 (*) Rect.	± 0,6 (*) Non-rect. ± 0,3 (*) Rect.	± 2,0 (*) Non-rect. ± 1,0 (*) Rect.	Suitable for Conforme	Suitable for Conforme	Suitable for Conforme	Suitable for Conforme	Suitable for Conforme	Suitable for Conforme	
	Thickness Spessore		± 0,5 (**)	± 0,5 (**)	± 0,5 (**)	Suitable for Conforme	Suitable for Conforme	Suitable for Conforme	Suitable for Conforme	Suitable for Conforme	Suitable for Conforme	
Surface flatness	Straightness of sides Rettilineità degli spigoli	ISO 10545-2	± 0,8 (***) Non-rect. ± 0,4 (***) Rect.	± 0,5 (***) Non-rect. ± 0,3 (***) Rect.	± 1,5 (***) Non-rect. ± 0,8 (***) Rect.	Suitable for Conforme	Suitable for Conforme	Suitable for Conforme	Suitable for Conforme	Suitable for Conforme	Suitable for Conforme	
	Rectangularity (Measurement only on short edges when L/1 ≥ 3) Ortogonalità (Misurazione da condurre solo sui lati corti quando L/1 ≥ 3)		± 0,8 (***) Non-rect. ± 0,4 (***) Rect.	± 0,5 (***) Non-rect. ± 0,3 (***) Rect.	± 2,0 (***) Non-rect. ± 1,5 (***) Rect.	Suitable for Conforme	Suitable for Conforme	Suitable for Conforme	Suitable for Conforme	Suitable for Conforme	Suitable for Conforme	
Structural characteristics	Water absorption (in % by mass) Massa d'acqua assorbita (come % della massa)	ISO 10545-3 ASTM C373-18	E _s ≤ 0,5% Individual max 0,6% E _s ≤ 0,5% Valore max singolo 0,6%			≤ 0,1%	≤ 0,1%	≤ 0,1%	≤ 0,1%	≤ 0,1%	≤ 0,1%	
	Breaking strength Sforzo di rottura	ISO 10545-4	S ≥ 700N (for thickness < 7,5 mm - per spessore < 7,5 mm) S ≥ 1300N (for thickness ≥ 7,5 mm - per spessore ≥ 7,5 mm)			S ≥ 2000 N	S ≥ 1500 N	S ≥ 1000 N	S ≥ 1000 N	S ≥ 1500 N	S ≥ 10000 N	
Bulk mechanical characteristics	Modulus of rupture Resistenza alla flessione	EN 1339 Annex F	R ≥ 35 N/mm ²			R ≥ 40 N/mm ²	R ≥ 40 N/mm ²	R ≥ 40 N/mm ²	R ≥ 40 N/mm ²	R ≥ 40 N/mm ²	R ≥ 45 N/mm ²	
	Bending strength and breaking load Resistenza a flessione e al carico di rottura (4)(5)		-			-	-	-	-	-	≥ T11 120x120 60x60 ≥ U11 90x90 ≥ U4 60x120 60x30	
Surface mechanical characteristics	Impact resistance, as coefficient of restitution Resistenza all'impatto, espresso come coefficiente di restituzione	ISO 10545-5	Declared value Valore dichiarato			≥ 0,55	≥ 0,55	≥ 0,55	≥ 0,55	≥ 0,55	≥ 0,55	
	Resistance to deep abrasion of unglazed tiles (removed volume) Resistenza all'abrasione profonda delle piastrelle non smaltate (volume materiale asportato)	ISO 10545-6	≤ 175 mm ³			≤ 150 mm ³	≤ 150 mm ³	≤ 150 mm ³	≤ 150 mm ³	≤ 150 mm ³	≤ 150 mm ³	
Thermal and hygrometric characteristics	Coefficient of thermal linear expansion Coefficiente di dilatazione termica lineare	ISO 10545-8	Declared value Valore dichiarato			≤ 7 MK ⁻¹	≤ 7 MK ⁻¹	≤ 7 MK ⁻¹	≤ 7 MK ⁻¹	≤ 7 MK ⁻¹	≤ 7 MK ⁻¹	
	Thermal shock resistance Resistenza agli sbalzi termici	ISO 10545-9	Pass according to EN ISO 10545-1 Test superato in accordo con ISO 10545-1			Resistant Resiste	Resistant Resiste	Resistant Resiste	Resistant Resiste	Resistant Resiste	Resistant Resiste	
Physical properties	Moisture expansion (mm/m) Dilatazione all'umidità (mm/m)	ISO 10545-10	Declared value Valore dichiarato			≤ 0,01% (0,1mm/m)	≤ 0,01% (0,1mm/m)	≤ 0,01% (0,1mm/m)	≤ 0,01% (0,1mm/m)	≤ 0,01% (0,1mm/m)	≤ 0,01% (0,1mm/m)	
	Frost resistance Resistenza al gelo	ISO 10545-12	Pass according to EN ISO 10545-1 Test superato in accordo con ISO 10545-1			Resistant Resiste	Resistant Resiste	Resistant Resiste	Resistant Resiste	Resistant Resiste	Resistant Resiste	
Chemical characteristics	Bond strength/adhesion for improved cementitious adhesives Adesione a trazione con adesivi cementizi migliorati	EN 12004-2	Declared value Valore dichiarato			≥ 10 N/mm ² (Class C2 - EN 12004)	≥ 10 N/mm ² (Class C2 - EN 12004)	≥ 10 N/mm ² (Class C2 - EN 12004)	≥ 10 N/mm ² (Class C2 - EN 12004)	≥ 10 N/mm ² (Class C2 - EN 12004)	≥ 10 N/mm ² (Class C2 - EN 12004)	
	Reaction to fire Reazione al fuoco	-	Class A1 or A1 _{fl} Classe A1 oppure A1 _{fl}			A1 - A1 _{fl}	A1 - A1 _{fl}	A1 - A1 _{fl}	A1 - A1 _{fl}	A1 - A1 _{fl}	A1 - A1 _{fl}	
Safety characteristics (1)(2)	Resistance to household chemicals and swimming pool salts Resistenza ai prodotti chimici di uso domestico ed agli additivi per piscina	ISO 10545-13	Minimum Class B Classe minima B			A	A	A	A	A	A	
	Resistance to low concentrations of acids and alkalis Resistenza a basse concentrazioni di acidi e alcali		Declared Class Classe dichiarata			LA	LA	LA	LA	LA	LA	
	Resistance to high concentrations of acids and alkalis Resistenza ad alte concentrazioni di acidi e alcali		Declared Class Classe dichiarata			HA	HA	HA	HA	HA	HA	
Safety characteristics (1)(2)	Resistance to staining, for unglazed tiles Resistenza alle macchie per piastrelle non smaltate	ISO 10545-14	Declared Class Classe dichiarata			5	5	5	5	5	5	
	Shod Ramp Test Metodo della rampa "calzato"	DIN EN 16165 ANNEX B (EX DIN 51130)	Declared value Valore dichiarato			R10	R10	R9	R10	R11	R11	
	Barefoot Ramp Test Metodo della rampa a piedi nudi	DIN EN 16165 ANNEX A (EX DIN 51097)	Declared value Valore dichiarato			B	B	A	B	C	C	
	Pendulum Friction Test Metodo del Pendolo	BS EN 16165 ANNEX C (EX BS 7976)	PTV ≥ 36 classifies the surface as 'low slip risk'			≥ 36 Dry ≥ 36 Wet	≥ 36 Dry ≥ 36 Wet	(●)	≥ 36 Dry ≥ 36 Wet	≥ 36 Dry ≥ 36 Wet	≥ 36 Dry ≥ 36 Wet	
		AS 4586	Declared Classification of the new pedestrian surface materials according to the Pendulum Test			Class P3	Class P3	(●●)	Class P3	Class P4	Class P4	
Coefficient of friction (COF) Coefficiente di attrito	UNE EN 16165 ANNEX C (EX UNE 41901 EX.2017)	Declared value Valore dichiarato			Class C2	Class C2	(●●●)	Class C2	Class C3	Class C3		
	B.C.R.A. Rep. CEC/81	D. M. 236/89 del 14/06/89 μ > 0,40 per elemento scivolante cuoio su pavimentazione asciutta μ > 0,40 per elemento scivolante gomma dura su pavimentazione bagnata			> 0,40 Asciutto > 0,40 Bagnato	> 0,40 Asciutto > 0,40 Bagnato	> 0,40 Asciutto > 0,40 Bagnato	> 0,40 Asciutto > 0,40 Bagnato	> 0,40 Asciutto > 0,40 Bagnato	> 0,40 Asciutto > 0,40 Bagnato		
Dynamic coefficient of friction (DCOF) Coefficiente di attrito dinamico	ANSI A 326.3	-			wet DCOF ≥ 0,50	wet DCOF ≥ 0,50	wet DCOF ≥ 0,42	wet DCOF ≥ 0,50	wet DCOF ≥ 0,55	wet DCOF ≥ 0,55		

Technical feature - Caratteristiche tecniche - Caractéristiques techniques - Technische Daten - Características técnicas - Технические характеристики

BOOST BALANCE						BOOST COLOR	BOOST MINERAL					BOOST MIX			
Matte ± 6 mm	Matte Sensitech ± 6 mm	Matte Sensitech ± 9 mm	Velvet ± 9 mm	Grip Sensitech ± 9 mm	Outdoor Sensitech ± 20 mm	Matte ± 6 mm	Matte Sensitech ± 9 mm	Matte ± 6 mm	Matte Sensitech ± 6 mm	Grip Sensitech ± 9 mm	Outdoor Sensitech ± 20 mm	Matte Sensitech ± 9 mm	Matte ± 6 mm	Grip Sensitech ± 9 mm	Outdoor Sensitech ± 20 mm
Suitable for Conforme	Suitable for Conforme	Suitable for Conforme	Suitable for Conforme	Suitable for Conforme	Suitable for Conforme	Suitable for Conforme	Suitable for Conforme	Suitable for Conforme	Suitable for Conforme	Suitable for Conforme	Suitable for Conforme	Suitable for Conforme	Suitable for Conforme	Suitable for Conforme	Suitable for Conforme
Suitable for Conforme	Suitable for Conforme	Suitable for Conforme	Suitable for Conforme	Suitable for Conforme	Suitable for Conforme	Suitable for Conforme	Suitable for Conforme	Suitable for Conforme	Suitable for Conforme	Suitable for Conforme	Suitable for Conforme	Suitable for Conforme	Suitable for Conforme	Suitable for Conforme	Suitable for Conforme
Suitable for Conforme	Suitable for Conforme	Suitable for Conforme	Suitable for Conforme	Suitable for Conforme	Suitable for Conforme	Suitable for Conforme	Suitable for Conforme	Suitable for Conforme	Suitable for Conforme	Suitable for Conforme	Suitable for Conforme	Suitable for Conforme	Suitable for Conforme	Suitable for Conforme	Suitable for Conforme
Suitable for Conforme	Suitable for Conforme	Suitable for Conforme	Suitable for Conforme	Suitable for Conforme	Suitable for Conforme	Suitable for Conforme	Suitable for Conforme	Suitable for Conforme	Suitable for Conforme	Suitable for Conforme	Suitable for Conforme	Suitable for Conforme	Suitable for Conforme	Suitable for Conforme	Suitable for Conforme
Suitable for Conforme	Suitable for Conforme	Suitable for Conforme	Suitable for Conforme	Suitable for Conforme	Suitable for Conforme	Suitable for Conforme	Suitable for Conforme	Suitable for Conforme	Suitable for Conforme	Suitable for Conforme	Suitable for Conforme	Suitable for Conforme	Suitable for Conforme	Suitable for Conforme	Suitable for Conforme
≤ 0,1%	≤ 0,1%	≤ 0,1%	≤ 0,1%	≤ 0,1%	≤ 0,1%	≤ 0,1%	≤ 0,1%	≤ 0,1%	≤ 0,1%	≤ 0,1%	≤ 0,1%	≤ 0,1%	≤ 0,1%	≤ 0,1%	≤ 0,1%
≤ 0,5%	≤ 0,5%	≤ 0,5%	≤ 0,5%	≤ 0,5%	≤ 0,5%	≤ 0,5%	≤ 0,5%	≤ 0,5%	≤ 0,5%	≤ 0,5%	≤ 0,5%	≤ 0,5%	≤ 0,5%	≤ 0,5%	≤ 0,5%
S ≥ 1000 N	S ≥ 1000 N	S ≥ 1500 N	S ≥ 1500 N	S ≥ 1500 N	S ≥ 10000 N	S ≥ 1000 N	S ≥ 1500 N	S ≥ 1000 N	S ≥ 1000 N	S ≥ 1500 N	S ≥ 10000 N	S ≥ 1500 N	S ≥ 1000 N	S ≥ 1500 N	S ≥ 10000 N
R ≥ 40 N/mm ²	R ≥ 40 N/mm ²	R ≥ 40 N/mm ²	R ≥ 40 N/mm ²	R ≥ 40 N/mm ²	R ≥ 45 N/mm ²	R ≥ 40 N/mm ²	R ≥ 40 N/mm ²	R ≥ 40 N/mm ²	R ≥ 40 N/mm ²	R ≥ 40 N/mm ²	R ≥ 45 N/mm ²	R ≥ 40 N/mm ²	R ≥ 40 N/mm ²	R ≥ 40 N/mm ²	R ≥ 45 N/mm ²
-	-	-	-	-	-	-	-	-	-	-	≥ T11 120x120 60x60 ≥ U4 60x120 60x30	-	-	-	≥ T11 120x120 60x60 ≥ U4 60x120 60x30
≥ 0,55	≥ 0,55	≥ 0,55	≥ 0,55	≥ 0,55	≥ 0,55	≥ 0,55	≥ 0,55	≥ 0,55	≥ 0,55	≥ 0,55	≥ 0,55	≥ 0,55	≥ 0,55	≥ 0,55	≥ 0,55
≤ 150 mm ³	≤ 150 mm ³	≤ 150 mm ³	≤ 150 mm ³	≤ 150 mm ³	≤ 150 mm ³	≤ 150 mm ³	≤ 150 mm ³	≤ 150 mm ³	≤ 150 mm ³	≤ 150 mm ³	≤ 150 mm ³	≤ 150 mm ³	≤ 150 mm ³	≤ 150 mm ³	≤ 150 mm ³
≤ 7 MK ⁻¹	≤ 7 MK ⁻¹	≤ 7 MK ⁻¹	≤ 7 MK ⁻¹	≤ 7 MK ⁻¹	≤ 7 MK ⁻¹	≤ 7 MK ⁻¹	≤ 7 MK ⁻¹	≤ 7 MK ⁻¹	≤ 7 MK ⁻¹	≤ 7 MK ⁻¹	≤ 7 MK ⁻¹	≤ 7 MK ⁻¹	≤ 7 MK ⁻¹	≤ 7 MK ⁻¹	≤ 7 MK ⁻¹
Resistant Resiste	Resistant Resiste	Resistant Resiste	Resistant Resiste	Resistant Resiste	Resistant Resiste	Resistant Resiste	Resistant Resiste	Resistant Resiste	Resistant Resiste	Resistant Resiste	Resistant Resiste	Resistant Resiste	Resistant Resiste	Resistant Resiste	Resistant Resiste
≤ 0,01% (0,1mm/m)	≤ 0,01% (0,1mm/m)	≤ 0,01% (0,1mm/m)	≤ 0,01% (0,1mm/m)	≤ 0,01% (0,1mm/m)	≤ 0,01% (0,1mm/m)	≤ 0,01% (0,1mm/m)	≤ 0,01% (0,1mm/m)	≤ 0,01% (0,1mm/m)	≤ 0,01% (0,1mm/m)	≤ 0,01% (0,1mm/m)	≤ 0,01% (0,1mm/m)	≤ 0,01% (0,1mm/m)	≤ 0,01% (0,1mm/m)	≤ 0,01% (0,1mm/m)	≤ 0,01% (0,1mm/m)
Resistant Resiste	Resistant Resiste	Resistant Resiste	Resistant Resiste	Resistant Resiste	Resistant Resiste	Resistant Resiste	Resistant Resiste	Resistant Resiste	Resistant Resiste	Resistant Resiste	Resistant Resiste	Resistant Resiste	Resistant Resiste	Resistant Resiste	Resistant Resiste
≥ 10 N/mm ² (Class C2 - EN 12004)	≥ 10 N/mm ² (Class C2 - EN 12004)	≥ 10 N/mm ² (Class C2 - EN 12004)	≥ 10 N/mm ² (Class C2 - EN 12004)	≥ 10 N/mm ² (Class C2 - EN 12004)	≥ 10 N/mm ² (Class C2 - EN 12004)	≥ 10 N/mm ² (Class C2 - EN 12004)	≥ 10 N/mm ² (Class C2 - EN 12004)	≥ 10 N/mm ² (Class C2 - EN 12004)	≥ 10 N/mm ² (Class C2 - EN 12004)	≥ 10 N/mm ² (Class C2 - EN 12004)	≥ 10 N/mm ² (Class C2 - EN 12004)	≥ 10 N/mm ² (Class C2 - EN 12004)	≥ 10 N/mm ² (Class C2 - EN 12004)	≥ 10 N/mm ² (Class C2 - EN 12004)	≥ 10 N/mm ² (Class C2 - EN 12004)
A1 - A1 _{fl}	A1 - A1 _{fl}	A1 - A1 _{fl}	A1 - A1 _{fl}	A1 - A1 _{fl}	A1 - A1 _{fl}	A1 - A1 _{fl}	A1 - A1 _{fl}	A1 - A1 _{fl}	A1 - A1 _{fl}	A1 - A1 _{fl}	A1 - A1 _{fl}	A1 - A1 _{fl}	A1 - A1 _{fl}	A1 - A1 _{fl}	A1 - A1 _{fl}
A	A	A	A	A	A	A	A	A	A	A	A	A	A	A	A
LA	LA	LA	LA	LA	LA	LA	LA	LA	LA	LA	LA	LA	LA	LA	LA
HA	HA	HA	HA	HA	HA	HA	HA	HA	HA	HA	HA	HA	HA	HA	HA
5	5	5	5	5	5	5	5	5	5	5	5	5	5	5	5
R9	R10	R10	N.C.	R11	R11	R9	R10	R9	R10	R11	R11	R10	R9	R11	R11
A	B	B	0	C	C	A	B	A	B	C	C	B	A	C	C
(●)	≥ 36 Dry ≥ 36 Wet	≥ 36 Dry ≥ 36 Wet	≥ 36 Dry ≥ 24 Wet	≥ 36 Dry ≥ 36 Wet	≥ 36 Dry ≥ 36 Wet	(●)	≥ 36 Dry ≥ 36 Wet	(●)	≥ 36 Dry ≥ 36 Wet	≥ 36 Dry ≥ 36 Wet	≥ 36 Dry ≥ 36 Wet	≥ 36 Dry ≥ 36 Wet	(●)	≥ 36 Dry ≥ 36 Wet	≥ 36 Dry ≥ 36 Wet
(●●)	Class P3	Class P3	-	Class P4	Class P4	(●●)	Class P3	(●●)	Class P3	Class P4	Class P4	Class P3	(●●)	Class P4	Class P4
(●●●)	Class C2	Class C2	-	Class C3	Class C3	(●●●)	Class C2	(●●●)	Class C2	Class C3	Class C3	Class C2	(●●●)	Class C3	Class C3
> 0,40 Asciutto > 0,40 Bagnato	> 0,40 Asciutto > 0,40 Bagnato	> 0,40 Asciutto > 0,40 Bagnato	> 0,40 Asciutto < 0,40 Bagnato	> 0,40 Asciutto > 0,40 Bagnato	> 0,40 Asciutto > 0,40 Bagnato	> 0,40 Asciutto > 0,40 Bagnato	> 0,40 Asciutto > 0,40 Bagnato	> 0,40 Asciutto > 0,40 Bagnato	> 0,40 Asciutto > 0,40 Bagnato	> 0,40 Asciutto > 0,40 Bagnato	> 0,40 Asciutto > 0,40 Bagnato	> 0,40 Asciutto > 0,40 Bagnato	> 0,40 Asciutto > 0,40 Bagnato	> 0,40 Asciutto > 0,40 Bagnato	> 0,40 Asciutto > 0,40 Bagnato
dry DCOF ≥ 0,42	wet DCOF ≥ 0,50	wet DCOF ≥ 0,50	dry DCOF 0,42	wet DCOF ≥ 0,55	wet DCOF ≥ 0,55	dry DCOF 0,42	wet DCOF ≥ 0,50	wet DCOF ≥ 0,42	wet DCOF ≥ 0,50	wet DCOF ≥ 0,55	wet DCOF ≥ 0,55	wet DCOF ≥ 0,50	wet DCOF ≥ 0,42	wet DCOF ≥ 0,55	wet DCOF ≥ 0,55

(●) PTV ≥ 36 Wet on demand - su richiesta (●●) P3 on demand - su richiesta (●●●) C2 on demand - su richiesta



PRODUCT
FINDER



SURFACE
RANGE



COMPANY



COLLECTIONS



LARGE SIZES



SLABS FOR
COUNTERTOPS
& FURNITURE



Porcelain tiles technical features

			Requirements for nominal size N Requisiti per dimensione nominale N			BOOST NATURAL			
			7 cm ≤ N < 15 cm (mm)	N ≥ 15 cm (%)	N ≥ 15 cm (mm)	Matte Sensitech ± 9 mm (1)	Matte ± 6 mm (1)	Grip Sensitech ± 9 mm	Outdoor Sensitech ± 20 mm
Regularity characteristics	Length and width Lunghezza e larghezza	ISO 10545-2	± 0,9 (*) Non-rect. ± 0,4 (*) Rect.	± 0,6 (*) Non-rect. ± 0,3 (*) Rect.	± 2,0 (*) Non-rect. ± 1,0 (*) Rect.	Suitable for Conforme	Suitable for Conforme	Suitable for Conforme	Suitable for Conforme
	Thickness Spessore		± 0,5 (**)	± 5 (**)	± 0,5 (**)	Suitable for Conforme	Suitable for Conforme	Suitable for Conforme	Suitable for Conforme
	Straightness of sides Rettilineità degli spigoli		± 0,8 (***) Non-rect. ± 0,4 (***) Rect.	± 0,5 (***) Non-rect. ± 0,3 (***) Rect.	± 1,5 (***) Non-rect. ± 0,8 (***) Rect.	Suitable for Conforme	Suitable for Conforme	Suitable for Conforme	Suitable for Conforme
Structural characteristics	Rectangularity (Measurement only on short edges when L/l ≥ 3) Ortogonalità (Misurazione da condurre solo sui lati corti quando L/l ≥ 3)	ISO 10545-2	± 0,8 (***) Non-rect. ± 0,4 (***) Rect.	± 0,5 (***) Non-rect. ± 0,3 (***) Rect.	± 2,0 (***) Non-rect. ± 1,5 (***) Rect.	Suitable for Conforme	Suitable for Conforme	Suitable for Conforme	Suitable for Conforme
	Surface flatness Planarità		c.c. ± 0,8 Non-rect. c.c. ± 0,6 Rect.	c.c. ± 0,5 Non-rect. c.c. ± 0,4 Rect.	c.c. ± 2,0 Non-rect. c.c. ± 1,8 Rect.	Suitable for Conforme	Suitable for Conforme	Suitable for Conforme	Suitable for Conforme
	Water absorption (in % by mass) Massa d'acqua assorbita (come % della massa)		ISO 10545-3	E _s ≤ 0,5% Individual max 0,6% E _s ≤ 0,5% Valore max singolo 0,6%			≤ 0,1 %	≤ 0,1 %	≤ 0,1 %
Bulk mechanical characteristics	Breaking strength Sforzo di rottura	ASTM C373-18	Requirement ANSI A137.1 Water Absorption Max ≤ 0,5%			≤ 0,5 %	≤ 0,5 %	≤ 0,5 %	≤ 0,5 %
	Modulus of rupture Resistenza alla flessione	ISO 10545-4	S ≥ 700N (for thickness < 7,5 mm - per spessore < 7,5 mm) S ≥ 1300N (for thickness ≥ 7,5 mm - per spessore ≥ 7,5 mm)			S ≥ 1500 N	S ≥ 1000 N	S ≥ 1500 N	S ≥ 10000 N
	Bending strength and breaking load Resistenza a flessione e al carico di rottura (4)(5)	EN 1339 Annex F	R ≥ 35 N/mm ²			R ≥ 40 N/mm ²	R ≥ 40 N/mm ²	R ≥ 40 N/mm ²	R ≥ 45 N/mm ²
Surface mechanical characteristics	Impact resistance, as coefficient of restitution Resistenza all'impatto, espresso come coefficiente di restituzione	ISO 10545-5	Declared value Valore dichiarato			≥ 0,55	≥ 0,55	≥ 0,55	≥ 0,55
	Resistance to deep abrasion of unglazed tiles (removed volume) Resistenza all'abrasione profonda delle piastrelle non smaltate (volume materiale asportato)	ISO 10545-6	≤ 175 mm ³			≤ 150 mm ³ (2)	≤ 150 mm ³ (2)	≤ 150 mm ³	≤ 150 mm ³
	Coefficient of thermal linear expansion Coefficiente di dilatazione termica lineare	ISO 10545-8	Declared value Valore dichiarato			≤ 7 MK ⁻¹	≤ 7 MK ⁻¹	≤ 7 MK ⁻¹	≤ 7 MK ⁻¹
Thermal and hygroscopic characteristics	Thermal shock resistance Resistenza agli sbalzi termici	ISO 10545-9	Pass according to EN ISO 10545-1 Test superato in accordo con ISO 10545-1			Resistant Resiste	Resistant Resiste	Resistant Resiste	Resistant Resiste
	Moisture expansion (mm/m) Dilatazione all'umidità (mm/m)	ISO 10545-10	Declared value Valore dichiarato			≤ 0,01% (0,1mm/m)	≤ 0,01% (0,1mm/m)	≤ 0,01% (0,1mm/m)	≤ 0,01% (0,1mm/m)
	Frost resistance Resistenza al gelo	ISO 10545-12	Pass according to EN ISO 10545-1 Test superato in accordo con ISO 10545-1			Resistant Resiste	Resistant Resiste	Resistant Resiste	Resistant Resiste
Physical properties	Bond strength/adhesion for improved cementitious adhesives Adesione a trazione con adesivi cementizi migliorati	EN 12004-2	Declared value Valore dichiarato			≥ 10 N/mm ² (Class C2 - EN 12004)	≥ 10 N/mm ² (Class C2 - EN 12004)	≥ 10 N/mm ² (Class C2 - EN 12004)	≥ 10 N/mm ² (Class C2 - EN 12004)
	Reaction to fire Reazione al fuoco	-	Class A1 or A1 _{fl} Classe A1 oppure A1 _{fl}			A1 - A1 _{fl}	A1 - A1 _{fl}	A1 - A1 _{fl}	A1 - A1 _{fl}
Chemical characteristics	Resistance to household chemicals and swimming pool salts Resistenza ai prodotti chimici di uso domestico ed agli additivi per piscina	ISO 10545-13	Minimum Class B Classe minima B			A	A	A	A
	Resistance to low concentrations of acids and alkalis Resistenza a basse concentrazioni di acidi e alcali		Declared Class Classe dichiarata			LA	LA	LA	LA
	Resistance to high concentrations of acids and alkalis Resistenza ad alte concentrazioni di acidi e alcali		Declared Class Classe dichiarata			HA	HA	HA	HA
Safety characteristics (1)(2)	Resistance to staining, for unglazed tiles Resistenza alle macchie per piastrelle non smaltate	ISO 10545-14	Declared Class Classe dichiarata			5	5	5	5
	Shod Ramp Test Metodo della rampa "calzato"	DIN EN 16165 ANNEX B (EX DIN 51130)	Declared value Valore dichiarato			R10	R9	R11	R11
	Barefoot Ramp Test Metodo della rampa a piedi nudi	DIN EN 16165 ANNEX A (EX DIN 51097)	Declared value Valore dichiarato			B	A	C	C
	Pendulum Friction Test Metodo del Pendolo	AS 4586	Declared Classification of the new pedestrian surface materials according to the Pendulum Test			Class P3	●●●	Class P4	Class P4
		UNE EN 16165 ANNEX C (EX UNE 41901 EX 2017)	Declared value Valore dichiarato			Class C2	●●●●	Class C3	Class C3
Coefficient of friction (COF) Coefficiente di attrito		B.C.R.A. Rep. CEC/81	D. M. 236/89 del 14/06/89 μ>0,40 per elemento scivolante cuoio su pavimentazione asciutta μ>0,40 per elemento scivolante gomma dura su pavimentazione bagnata			> 0,40 Asciutto > 0,40 Bagnato	> 0,40 Asciutto > 0,40 Bagnato	> 0,40 Asciutto > 0,40 Bagnato	> 0,40 Asciutto > 0,40 Bagnato
	Dynamic coefficient of friction (DCOF) Coefficiente di attrito dinamico	ANSI A 326.3	-			wet DCOF ≥ 0,50	wet DCOF ≥ 0,42	wet DCOF ≥ 0,55	wet DCOF ≥ 0,55

Technical feature - Caratteristiche tecniche - Caractéristiques techniques - Technische Daten - Características técnicas - Технические характеристики

BOOST PRO					BOOST STONE					BRAVE			ENTICE			
Matte Sensitech ± 9 mm	Matte ± 6 mm	Matte Sensitech ± 6 mm	Grip Sensitech ± 9 mm	Outdoor Sensitech ± 20 mm	Matte Sensitech ± 9 mm	Matte ± 6 mm	Matte Sensitech ± 6 mm	Grip Sensitech ± 9 mm	Outdoor Sensitech ± 20 mm	Matte Sensitech ± 9 mm	Grip Sensitech ± 9 mm	Outdoor Sensitech ± 20 mm	Matte (Natural) Sensitech ± 9 mm	Matte (Elegant) ± 9 mm	Grip Sensitech ± 9 mm	Outdoor Sensitech ± 20 mm
Suitable for Conforme	Suitable for Conforme	Suitable for Conforme	Suitable for Conforme	Suitable for Conforme	Suitable for Conforme	Suitable for Conforme	Suitable for Conforme	Suitable for Conforme	Suitable for Conforme	Suitable for Conforme	Suitable for Conforme	Suitable for Conforme	Suitable for Conforme	Suitable for Conforme	Suitable for Conforme	Suitable for Conforme
Suitable for Conforme	Suitable for Conforme	Suitable for Conforme	Suitable for Conforme	Suitable for Conforme	Suitable for Conforme	Suitable for Conforme	Suitable for Conforme	Suitable for Conforme	Suitable for Conforme	Suitable for Conforme	Suitable for Conforme	Suitable for Conforme	Suitable for Conforme	Suitable for Conforme	Suitable for Conforme	Suitable for Conforme
Suitable for Conforme	Suitable for Conforme	Suitable for Conforme	Suitable for Conforme	Suitable for Conforme	Suitable for Conforme	Suitable for Conforme	Suitable for Conforme	Suitable for Conforme	Suitable for Conforme	Suitable for Conforme	Suitable for Conforme	Suitable for Conforme	Suitable for Conforme	Suitable for Conforme	Suitable for Conforme	Suitable for Conforme
Suitable for Conforme	Suitable for Conforme	Suitable for Conforme	Suitable for Conforme	Suitable for Conforme	Suitable for Conforme	Suitable for Conforme	Suitable for Conforme	Suitable for Conforme	Suitable for Conforme	Suitable for Conforme	Suitable for Conforme	Suitable for Conforme	Suitable for Conforme	Suitable for Conforme	Suitable for Conforme	Suitable for Conforme
Suitable for Conforme	Suitable for Conforme	Suitable for Conforme	Suitable for Conforme	Suitable for Conforme	Suitable for Conforme	Suitable for Conforme	Suitable for Conforme	Suitable for Conforme	Suitable for Conforme	Suitable for Conforme	Suitable for Conforme	Suitable for Conforme	Suitable for Conforme	Suitable for Conforme	Suitable for Conforme	Suitable for Conforme
Suitable for Conforme	Suitable for Conforme	Suitable for Conforme	Suitable for Conforme	Suitable for Conforme	Suitable for Conforme	Suitable for Conforme	Suitable for Conforme	Suitable for Conforme	Suitable for Conforme	Suitable for Conforme	Suitable for Conforme	Suitable for Conforme	Suitable for Conforme	Suitable for Conforme	Suitable for Conforme	Suitable for Conforme
Suitable for Conforme	Suitable for Conforme	Suitable for Conforme	Suitable for Conforme	Suitable for Conforme	Suitable for Conforme	Suitable for Conforme	Suitable for Conforme	Suitable for Conforme	Suitable for Conforme	Suitable for Conforme	Suitable for Conforme	Suitable for Conforme	Suitable for Conforme	Suitable for Conforme	Suitable for Conforme	Suitable for Conforme
Suitable for Conforme	Suitable for Conforme	Suitable for Conforme	Suitable for Conforme	Suitable for Conforme	Suitable for Conforme	Suitable for Conforme	Suitable for Conforme	Suitable for Conforme	Suitable for Conforme	Suitable for Conforme	Suitable for Conforme	Suitable for Conforme	Suitable for Conforme	Suitable for Conforme	Suitable for Conforme	Suitable for Conforme
Suitable for Conforme	Suitable for Conforme	Suitable for Conforme	Suitable for Conforme	Suitable for Conforme	Suitable for Conforme	Suitable for Conforme	Suitable for Conforme	Suitable for Conforme	Suitable for Conforme	Suitable for Conforme	Suitable for Conforme	Suitable for Conforme	Suitable for Conforme	Suitable for Conforme	Suitable for Conforme	Suitable for Conforme
Suitable for Conforme	Suitable for Conforme	Suitable for Conforme	Suitable for Conforme	Suitable for Conforme	Suitable for Conforme	Suitable for Conforme	Suitable for Conforme	Suitable for Conforme	Suitable for Conforme	Suitable for Conforme	Suitable for Conforme	Suitable for Conforme	Suitable for Conforme	Suitable for Conforme	Suitable for Conforme	Suitable for Conforme
Suitable for Conforme	Suitable for Conforme	Suitable for Conforme	Suitable for Conforme	Suitable for Conforme	Suitable for Conforme	Suitable for Conforme	Suitable for Conforme	Suitable for Conforme	Suitable for Conforme	Suitable for Conforme	Suitable for Conforme	Suitable for Conforme	Suitable for Conforme	Suitable for Conforme	Suitable for Conforme	Suitable for Conforme
Suitable for Conforme	Suitable for Conforme	Suitable for Conforme	Suitable for Conforme	Suitable for Conforme	Suitable for Conforme	Suitable for Conforme	Suitable for Conforme	Suitable for Conforme	Suitable for Conforme	Suitable for Conforme	Suitable for Conforme	Suitable for Conforme	Suitable for Conforme	Suitable for Conforme	Suitable for Conforme	Suitable for Conforme
Suitable for Conforme	Suitable for Conforme	Suitable for Conforme	Suitable for Conforme	Suitable for Conforme	Suitable for Conforme	Suitable for Conforme	Suitable for Conforme	Suitable for Conforme	Suitable for Conforme	Suitable for Conforme	Suitable for Conforme	Suitable for Conforme	Suitable for Conforme	Suitable for Conforme	Suitable for Conforme	Suitable for Conforme
Suitable for Conforme	Suitable for Conforme	Suitable for Conforme	Suitable for Conforme	Suitable for Conforme	Suitable for Conforme	Suitable for Conforme	Suitable for Conforme	Suitable for Conforme	Suitable for Conforme	Suitable for Conforme	Suitable for Conforme	Suitable for Conforme	Suitable for Conforme	Suitable for Conforme	Suitable for Conforme	Suitable for Conforme
Suitable for Conforme	Suitable for Conforme	Suitable for Conforme	Suitable for Conforme	Suitable for Conforme	Suitable for Conforme	Suitable for Conforme	Suitable for Conforme	Suitable for Conforme	Suitable for Conforme	Suitable for Conforme	Suitable for Conforme	Suitable for Conforme	Suitable for Conforme	Suitable for Conforme	Suitable for Conforme	Suitable for Conforme
Suitable for Conforme	Suitable for Conforme	Suitable for Conforme	Suitable for Conforme	Suitable for Conforme	Suitable for Conforme	Suitable for Conforme	Suitable for Conforme	Suitable for Conforme	Suitable for Conforme	Suitable for Conforme	Suitable for Conforme	Suitable for Conforme	Suitable for Conforme	Suitable for Conforme	Suitable for Conforme	Suitable for Conforme
Suitable for Conforme	Suitable for Conforme	Suitable for Conforme	Suitable for Conforme	Suitable for Conforme	Suitable for Conforme	Suitable for Conforme	Suitable for Conforme	Suitable for Conforme	Suitable for Conforme	Suitable for Conforme	Suitable for Conforme	Suitable for Conforme	Suitable for Conforme	Suitable for Conforme	Suitable for Conforme	Suitable for Conforme
Suitable for Conforme	Suitable for Conforme	Suitable for Conforme	Suitable for Conforme	Suitable for Conforme	Suitable for Conforme	Suitable for Conforme	Suitable for Conforme	Suitable for Conforme	Suitable for Conforme	Suitable for Conforme	Suitable for Conforme	Suitable for Conforme	Suitable for Conforme	Suitable for Conforme	Suitable for Conforme	Suitable for Conforme
Suitable for Conforme	Suitable for Conforme	Suitable for Conforme	Suitable for Conforme	Suitable for Conforme	Suitable for Conforme	Suitable for Conforme	Suitable for Conforme	Suitable for Conforme	Suitable for Conforme	Suitable for Conforme	Suitable for Conforme	Suitable for Conforme	Suitable for Conforme	Suitable for Conforme	Suitable for Conforme	Suitable for Conforme
Suitable for Conforme	Suitable for Conforme	Suitable for Conforme	Suitable for Conforme	Suitable for Conforme	Suitable for Conforme	Suitable for Conforme	Suitable for Conforme	Suitable for Conforme	Suitable for Conforme	Suitable for Conforme	Suitable for Conforme	Suitable for Conforme	Suitable for Conforme	Suitable for Conforme	Suitable for Conforme	Suitable for Conforme
Suitable for Conforme	Suitable for Conforme	Suitable for Conforme	Suitable for Conforme	Suitable for Conforme	Suitable for Conforme	Suitable for Conforme	Suitable for Conforme	Suitable for Conforme	Suitable for Conforme	Suitable for Conforme	Suitable for Conforme	Suitable for Conforme	Suitable for Conforme	Suitable for Conforme	Suitable for Conforme	Suitable for Conforme
Suitable for Conforme	Suitable for Conforme	Suitable for Conforme	Suitable for Conforme	Suitable for Conforme	Suitable for Conforme	Suitable for Conforme	Suitable for Conforme	Suitable for Conforme	Suitable for Conforme	Suitable for Conforme	Suitable for Conforme	Suitable for Conforme	Suitable for Conforme	Suitable for Conforme	Suitable for Conforme	Suitable for Conforme
Suitable for Conforme	Suitable for Conforme	Suitable for Conforme	Suitable for Conforme	Suitable for Conforme	Suitable for Conforme	Suitable for Conforme	Suitable for Conforme	Suitable for Conforme	Suitable for Conforme	Suitable for Conforme	Suitable for Conforme	Suitable for Conforme	Suitable for Conforme	Suitable for Conforme	Suitable for Conforme	Suitable for Conforme
Suitable for Conforme	Suitable for Conforme	Suitable for Conforme	Suitable for Conforme	Suitable for Conforme	Suitable for Conforme	Suitable for Conforme	Suitable for Conforme	Suitable for Conforme	Suitable for Conforme	Suitable for Conforme	Suitable for Conforme	Suitable for Conforme	Suitable for Conforme	Suitable for Conforme	Suitable for Conforme	Suitable for Conforme
Suitable for Conforme	Suitable for Conforme	Suitable for Conforme	Suitable for Conforme	Suitable for Conforme	Suitable for Conforme	Suitable for Conforme	Suitable for Conforme	Suitable for Conforme	Suitable for Conforme	Suitable for Conforme	Suitable for Conforme	Suitable for Conforme	Suitable for Conforme	Suitable for Conforme	Suitable for Conforme	Suitable for Conforme
Suitable for Conforme	Suitable for Conforme	Suitable for Conforme	Suitable for Conforme	Suitable for Conforme	Suitable for Conforme	Suitable for Conforme	Suitable for Conforme	Suitable for Conforme	Suitable for Conforme	Suitable for Conforme	Suitable for Conforme	Suitable for Conforme	Suitable for Conforme	Suitable for Conforme	Suitable for Conforme	Suitable for Conforme
Suitable for Conforme	Suitable for Conforme	Suitable for Conforme	Suitable for Conforme	Suitable for Conforme	Suitable for Conforme	Suitable for Conforme	Suitable for Conforme	Suitable for Conforme	Suitable for Conforme	Suitable for Conforme	Suitable for Conforme	Suitable for Conforme	Suitable for Conforme	Suitable for Conforme	Suitable for Conforme	Suitable for Conforme
Suitable for Conforme	Suitable for Conforme	Suitable for Conforme	Suitable for Conforme	Suitable for Conforme	Suitable for Conforme	Suitable for Conforme	Suitable for Conforme	Suitable for Conforme	Suitable for Conforme	Suitable for Conforme	Suitable for Conforme	Suitable for Conforme	Suitable for Conforme	Suitable for Conforme	Suitable for Conforme	Suitable for Conforme
Suitable for Conforme	Suitable for Conforme	Suitable for Conforme	Suitable for Conforme	Suitable for Conforme	Suitable for Conforme	Suitable for Conforme	Suitable for Conforme	Suitable for Conforme	Suitable for Conforme	Suitable for Conforme	Suitable for Conforme	Suitable for Conforme	Suitable for Conforme	Suitable for Conforme	Suitable for Conforme	Suitable for Conforme
Suitable for Conforme	Suitable for Conforme	Suitable for Conforme	Suitable for Conforme	Suitable for Conforme	Suitable for Conforme	Suitable for Conforme	Suitable for Conforme	Suitable for Conforme	Suitable for Conforme	Suitable for Conforme	Suitable for Conforme	Suitable for Conforme	Suitable for Conforme	Suitable for Conforme	Suitable for Conforme	Suitable for Conforme
Suitable for Conforme	Suitable for Conforme	Suitable for Conforme	Suitable for Conforme	Suitable for Conforme	Suitable for Conforme	Suitable for Conforme	Suitable for Conforme	Suitable for Conforme	Suitable for Conforme	Suitable for Conforme	Suitable for Conforme	Suitable for Conforme	Suitable for Conforme	Suitable for Conforme	Suitable for Conforme	Suitable for Conforme
Suitable for Conforme	Suitable for Conforme	Suitable for Conforme	Suitable for Conforme	Suitable for Conforme	Suitable for Conforme	Suitable for Conforme	Suitable for Conforme	Suitable for Conforme	Suitable for Conforme	Suitable for Conforme	Suitable for Conforme	Suitable for Conforme	Suitable for Conforme	Suitable for Conforme	Suitable for Conforme	Suitable for Conforme
Suitable for Conforme	Suitable for Conforme	Suitable for Conforme	Suitable for Conforme	Suitable for Conforme	Suitable for Conforme	Suitable for Conforme	Suitable for Conforme	Suitable for Conforme	Suitable for Conforme	Suitable for Conforme	Suitable for Conforme	Suitable for Conforme	Suitable for Conforme	Suitable for Conforme	Suitable for Conforme	Suitable for Conforme
Suitable for Conforme	Suitable for Conforme	Suitable for Conforme	Suitable for Conforme	Suitable for Conforme	Suitable for Conforme	Suitable for Conforme	Suitable for Conforme	Suitable for Conforme	Suitable for Conforme	Suitable for Conforme	Suitable for Conforme	Suitable for Conforme	Suitable for Conforme	Suitable for Conforme	Suitable for Conforme	Suitable for Conforme
Suitable for Conforme	Suitable for Conforme	Suitable for Conforme	Suitable for Conforme	Suitable for Conforme	Suitable for Conforme	Suitable for Conforme	Suitable for Conforme	Suitable for Conforme	Suitable for Conforme	Suitable for Conforme	Suitable for Conforme	Suitable for Conforme	Suitable for Conforme	Suitable for Conforme	Suitable for Conforme	Suitable for Conforme
Suitable for Conforme	Suitable for Conforme	Suitable for Conforme	Suitable for Conforme	Suitable for Conforme	Suitable for Conforme	Suitable for Conforme	Suitable for Conforme	Suitable for Conforme	Suitable for Conforme	Suitable for Conforme	Suitable for Conforme	Suitable for Conforme	Suitable for Conforme	Suitable for Conforme	Suitable for Conforme	Suitable for Conforme
Suitable for Conforme	Suitable for Conforme	Suitable for Conforme	Suitable for Conforme	Suitable for Conforme	Suitable for Conforme	Suitable for Conforme	Suitable for Conforme	Suitable for Conforme	Suitable for Conforme	Suitable for Conforme	Suitable for Conforme	Suitable for Conforme	Suitable for Conforme	Suitable for Conforme	Suitable for Conforme	Suitable for Conforme
Suitable for Conforme	Suitable for Conforme	Suitable for Conforme	Suitable for Conforme	Suitable for Conforme	Suitable for Conforme	Suitable for Conforme	Suitable for Conforme	Suitable for Conforme	Suitable for Conforme	Suitable for Conforme	Suitable for Conforme	Suitable for Conforme	Suitable for Conforme	Suitable for Conforme	Suitable for Conforme	Suitable for Conforme
Suitable for Conforme	Suitable for Conforme	Suitable for Conforme	Suitable for Conforme	Suitable for Conforme	Suitable for Conforme	Suitable for Conforme	Suitable for Conforme	Suitable for Conforme	Suitable for Conforme	Suitable for Conforme	Suitable for Conforme	Suitable for Conforme	Suitable for Conforme	Suitable for Conforme	Suitable for Conforme	Suitable for Conforme
Suitable for Conforme	Suitable for Conforme	Suitable for Conforme	Suitable for Conforme	Suitable for Conforme	Suitable for Conforme	Suitable for Conforme	Suitable for Conforme	Suitable for Conforme	Suitable for Conforme	Suitable for Conforme	Suitable for Conforme	Suitable for Conforme	Suitable for Conforme	Suitable for Conforme	Suitable for Conforme	Suitable for Conforme
Suitable for Conforme	Suitable for Conforme	Suitable for Conforme														

Porcelain tiles technical features

		Requirements for nominal size N Requisiti per dimensione nominale N			ETIC		ETIC PRO				
		7 cm ≤ N < 15 cm	N ≥ 15 cm		Matte ± 9 mm		Matte ± 9 mm				
		(mm)	(%)	(mm)							
Regularity characteristics	Length and width Lunghezza e larghezza	± 0,9 (*) Non-rect. ± 0,4 (*) Rect.	± 0,6 (*) Non-rect. ± 0,3 (*) Rect.	± 2,0 (*) Non-rect. ± 1,0 (*) Rect.	Suitable for Conforme		Suitable for Conforme		Suitable for Conforme		
	Thickness Spessore	± 0,5 (**)			Suitable for Conforme		Suitable for Conforme		Suitable for Conforme		
	Straightness of sides Rettilineità degli spigoli	± 0,8 (***) Non-rect. ± 0,4 (***) Rect.	± 0,5 (***) Non-rect. ± 0,3 (***) Rect.	± 1,5 (***) Non-rect. ± 0,8 (***) Rect.	Suitable for Conforme		Suitable for Conforme		Suitable for Conforme		
	Rectangularity (Measurement only on short edges when L/l ≥ 3) Ortogonalità (Misurazione da condurre solo sui lati corti quando L/l ≥ 3)	± 0,8 (****) Non-rect. ± 0,4 (****) Rect.	± 0,5 (****) Non-rect. ± 0,3 (****) Rect.	± 2,0 (****) Non-rect. ± 1,5 (****) Rect.	Suitable for Conforme		Suitable for Conforme		Suitable for Conforme		
Surface flatness	Planarità	c.c. ± 0,8 Non-rect. c.c. ± 0,6 Rect.	c.c. ± 0,5 Non-rect. c.c. ± 0,4 Rect.	c.c. ± 2,0 Non-rect. c.c. ± 1,8 Rect.	Suitable for Conforme		Suitable for Conforme		Not applicable to "strong" structures Non applicabile a strutturati forti		
		e.c. ± 0,8 Non-rect. e.c. ± 0,6 Rect.	e.c. ± 0,5 Non-rect. e.c. ± 0,4 Rect.	e.c. ± 2,0 Non-rect. e.c. ± 1,8 Rect.							
		w. ± 0,8 Non-rect. w. ± 0,6 Rect.	w. ± 0,5 Non-rect. w. ± 0,4 Rect.	w. ± 2,0 Non-rect. w. ± 1,8 Rect.							
Structural characteristics	Water absorption (in % by mass) Massa d'acqua assorbita (come % della massa)	E _s ≤ 0,5% Individual max 0,6% E _s ≤ 0,5% Valore max singolo 0,6%			≤ 0,1%	≤ 0,1%	≤ 0,1%				
		Requirement ANSI A137.1 Water Absorption Max ≤ 0,5%			≤ 0,5%	≤ 0,5%	≤ 0,5%				
Bulk mechanical characteristics	Breaking strength Sforzo di rottura	S ≥ 700N (for thickness < 7,5 mm - per spessore < 7,5 mm) S ≥ 1300N (for thickness ≥ 7,5 mm - per spessore ≥ 7,5 mm)			S ≥ 2000 N	S ≥ 1500 N	S ≥ 10000 N				
	Modulus of rupture Resistenza alla flessione	R ≥ 35 N/mm ²			R ≥ 40 N/mm ²	R ≥ 40 N/mm ²	R ≥ 45 N/mm ²				
	Bending strength and breaking load Resistenza a flessione e al carico di rottura (4)(5)				-	-	≥ U3 30x120				
Impact resistance, as coefficient of restitution Resistenza all'impatto, espresso come coefficiente di restituzione		Declared value Valore dichiarato			≥ 0,55	≥ 0,55	≥ 0,55				
Surface mechanical characteristics	Resistance to deep abrasion of unglazed tiles (removed volume) Resistenza all'abrasione profonda delle piastrelle non smaltate (volume materiale asportato)	≤ 175 mm ³			≤ 150 mm ³	≤ 150 mm ³	≤ 150 mm ³				
	Coefficient of thermal linear expansion Coefficiente di dilatazione termica lineare	Declared value Valore dichiarato			≤ 7 MK ⁻¹	≤ 7 MK ⁻¹	≤ 7 MK ⁻¹				
Thermal and hygrometric characteristics	Thermal shock resistance Resistenza agli sbalzi termici	Pass according to EN ISO 10545-1 Test superato in accordo con ISO 10545-1			Resistant Resiste	Resistant Resiste	Resistant Resiste				
	Moisture expansion (mm/m) Dilatazione all'umidità (mm/m)	Declared value Valore dichiarato			≤ 0,01% (0,1mm/m)	≤ 0,01% (0,1mm/m)	≤ 0,01% (0,1mm/m)				
	Frost resistance Resistenza al gelo	Pass according to EN ISO 10545-1 Test superato in accordo con ISO 10545-1			Resistant Resiste	Resistant Resiste	Resistant Resiste				
Physical properties	Bond strength/adhesion for improved cementitious adhesives Adesione a trazione con adesivi cementizi migliorati	Declared value Valore dichiarato			≥ 1,0 N/mm ² (Class C2 - EN 12004)	≥ 1,0 N/mm ² (Class C2 - EN 12004)	≥ 1,0 N/mm ² (Class C2 - EN 12004)				
	Reaction to fire Reazione al fuoco	Class A1 or A1 _f Classe A1 oppure A1 _f			A1 - A1 _f	A1 - A1 _f	A1 - A1 _f				
Chemical characteristics	Resistance to household chemicals and swimming pool salts Resistenza ai prodotti chimici di uso domestico ed agli additivi per piscina	Minimum Class B Classe minima B			A	A	A				
	Resistance to low concentrations of acids and alkalis Resistenza a basse concentrazioni di acidi e alcali	Declared Class Classe dichiarata			LA	LA	LA				
	Resistance to high concentrations of acids and alkalis Resistenza ad alte concentrazioni di acidi e alcali	Declared Class Classe dichiarata			HA	HA	HA				
Safety characteristics (1)(2)	Resistance to staining, for unglazed tiles Resistenza alle macchie per piastrelle non smaltate	Declared Class Classe dichiarata			5	5	5				
	Shod Ramp Test Metodo della rampa "calzato"	DIN EN 16165 ANNEX B (EX DIN 51130)	Declared value Valore dichiarato			R9	R9	R11			
	Barefoot Ramp Test Metodo della rampa a piedi nudi	DIN EN 16165 ANNEX A (EX DIN 51097)	Declared value Valore dichiarato			A	A	C			
	Pendulum Friction Test Metodo del Pendolo	BS EN 16165 ANNEX C (EX BS 7976)	PTV ≥ 36 classifies the surface as "low slip risk"			(●)	(●)	≥ 36 Dry ≥ 36 Wet			
		AS 4586	Declared Classification of the new pedestrian surface materials according to the Pendulum Test			(●●)	(●●)	Class P4			
Coefficient of friction (COF) Coefficiente di attrito	Dynamic coefficient of friction (DCOF) Coefficiente di attrito dinamico	UNE EN 16165 ANNEX C (EX UNE 41901 EX 2017)	Declared value Valore dichiarato			(●●●)	(●●●)	Class C3			
		B.C.R.A. Rep. CEC/81	D. M. 236/89 del 14/06/89 μ > 0,40 per elemento scivolante cuoio su pavimentazione asciutta μ > 0,40 per elemento scivolante gomma dura su pavimentazione bagnata			> 0,40 Asciutto > 0,40 Bagnato	> 0,40 Asciutto > 0,40 Bagnato	> 0,40 Asciutto > 0,40 Bagnato			
		ANSI A 326.3				wet DCOF ≥ 0,42	wet DCOF ≥ 0,42	wet DCOF ≥ 0,55			

Technical feature - Caratteristiche tecniche - Caractéristiques techniques - Technische Daten - Características técnicas - Технические характеристики

EXENCE			HEARTWOOD		KLIF		KONE		LIMS				MARVEL			
Matte Sensitech ± 9 mm	Grip Sensitech ± 9 mm	Outdoor Sensitech ± 20 mm	Matte Sensitech ± 9 mm	Outdoor Sensitech ± 20 mm	Matte Sensitech ± 9 mm	Grip Sensitech ± 9 mm	Matte Sensitech ± 9 mm	Grip Sensitech ± 9 mm	Matte Sensitech ± 9 mm	Matte ± 6mm	Grip Sensitech ± 9 mm	Outdoor Sensitech ± 20mm	Matte Sensitech ± 9 mm	Matte ± 6 mm	Polished ± 9 mm	Polished ± 6 mm
Suitable for Conforme	Suitable for Conforme	Suitable for Conforme	Suitable for Conforme	Suitable for Conforme	Suitable for Conforme	Suitable for Conforme	Suitable for Conforme	Suitable for Conforme	Suitable for Conforme	Suitable for Conforme	Suitable for Conforme	Suitable for Conforme	Suitable for Conforme	Suitable for Conforme	Suitable for Conforme	Suitable for Conforme
Suitable for Conforme	Suitable for Conforme	Suitable for Conforme	Suitable for Conforme	Suitable for Conforme	Suitable for Conforme	Suitable for Conforme	Suitable for Conforme	Suitable for Conforme	Suitable for Conforme	Suitable for Conforme	Suitable for Conforme	Suitable for Conforme	Suitable for Conforme	Suitable for Conforme	Suitable for Conforme	Suitable for Conforme
Suitable for Conforme	Suitable for Conforme	Suitable for Conforme	Suitable for Conforme	Suitable for Conforme	Suitable for Conforme	Suitable for Conforme	Suitable for Conforme	Suitable for Conforme	Suitable for Conforme	Suitable for Conforme	Suitable for Conforme	Suitable for Conforme	Suitable for Conforme	Suitable for Conforme	Suitable for Conforme	Suitable for Conforme
Suitable for Conforme	Suitable for Conforme	Suitable for Conforme	Suitable for Conforme	Suitable for Conforme	Suitable for Conforme	Suitable for Conforme	Suitable for Conforme	Suitable for Conforme	Suitable for Conforme	Suitable for Conforme	Suitable for Conforme	Suitable for Conforme	Suitable for Conforme	Suitable for Conforme	Suitable for Conforme	Suitable for Conforme
Suitable for Conforme	Suitable for Conforme	Not applicable to "strong" structures Non applicabile a strutturati forti	Suitable for Conforme	Not applicable to "strong" structures Non applicabile a strutturati forti	Suitable for Conforme	Suitable for Conforme	Suitable for Conforme	Suitable for Conforme	Suitable for Conforme	Suitable for Conforme	Suitable for Conforme	Not applicable to "strong" structures Non applicabile a strutturati forti	Suitable for Conforme	Suitable for Conforme	Suitable for Conforme	Suitable for Conforme
≤ 0,1%	≤ 0,1%	≤ 0,1%	≤ 0,1%	≤ 0,1%	≤ 0,1%	≤ 0,1%	≤ 0,1%	≤ 0,1%	≤ 0,1%	≤ 0,1%	≤ 0,1%	≤ 0,1%	≤ 0,1%	≤ 0,1%	≤ 0,1%	≤ 0,1%
≤ 0,5%	≤ 0,5%	≤ 0,5%	≤ 0,5%	≤ 0,5%	≤ 0,5%	≤ 0,5%	≤ 0,5%	≤ 0,5%	≤ 0,5%	≤ 0,5%	≤ 0,5%	≤ 0,5%	≤ 0,5%	≤ 0,5%	≤ 0,5%	≤ 0,5%
S ≥ 1500 N	S ≥ 1500 N	S ≥ 10000 N	S ≥ 1500 N	S ≥ 1500 N	S ≥ 1500 N	S ≥ 1500 N	S ≥ 1500 N	S ≥ 1500 N	S ≥ 1500 N	S ≥ 1000 N	S ≥ 1500 N	S ≥ 10000 N	S ≥ 1500 N	S ≥ 1000 N	S ≥ 1500 N	S ≥ 1000 N
R ≥ 40 N/mm ²	R ≥ 40 N/mm ²	R ≥ 45 N/mm ²	R ≥ 40 N/mm ²	R ≥ 40 N/mm ²	R ≥ 40 N/mm ²	R ≥ 40 N/mm ²	R ≥ 40 N/mm ²	R ≥ 40 N/mm ²	R ≥ 40 N/mm ²	R ≥ 40 N/mm ²	R ≥ 40 N/mm ²	R ≥ 45 N/mm ²	R ≥ 40 N/mm ²	R ≥ 40 N/mm ²	R ≥ 40 N/mm ²	R ≥ 40 N/mm ²
-	-	≥ U3 30x120	-	-	-	-	-	-	-	-	-	≥ T11 60x60	≥ U4 60x120	-	-	-
≥ 0,55	≥ 0,55	≥ 0,55	≥ 0,55	≥ 0,55	≥ 0,55	≥ 0,55	≥ 0,55	≥ 0,55	≥ 0,55	≥ 0,55	≥ 0,55	≥ 0,55	≥ 0,55	≥ 0,55	≥ 0,55	≥ 0,55
≤ 150 mm ³	≤ 150 mm ³	≤ 150 mm ³	≤ 150 mm ³	≤ 150 mm ³	≤ 150 mm ³	≤ 150 mm ³	≤ 150 mm ³	≤ 150 mm ³	≤ 150 mm ³	≤ 150 mm ³	≤ 150 mm ³	≤ 150 mm ³	≤ 150 mm ³	≤ 150 mm ³	≤ 150 mm ³	≤ 150 mm ³
≤ 7 MK ⁻¹	≤ 7 MK ⁻¹	≤ 7 MK ⁻¹	≤ 7 MK ⁻¹	≤ 7 MK ⁻¹	≤ 7 MK ⁻¹	≤ 7 MK ⁻¹	≤ 7 MK ⁻¹	≤ 7 MK ⁻¹	≤ 7 MK ⁻¹	≤ 7 MK ⁻¹	≤ 7 MK ⁻¹	≤ 7 MK ⁻¹	≤ 7 MK ⁻¹	≤ 7 MK ⁻¹	≤ 7 MK ⁻¹	≤ 7 MK ⁻¹
Resistant Resiste	Resistant Resiste	Resistant Resiste	Resistant Resiste	Resistant Resiste	Resistant Resiste	Resistant Resiste	Resistant Resiste	Resistant Resiste	Resistant Resiste	Resistant Resiste	Resistant Resiste	Resistant Resiste	Resistant Resiste	Resistant Resiste	Resistant Resiste	Resistant Resiste
≤ 0,01% (0,1mm/m)	≤ 0,01% (0,1mm/m)	≤ 0,01% (0,1mm/m)	≤ 0,01% (0,1mm/m)	≤ 0,01% (0,1mm/m)	≤ 0,01% (0,1mm/m)	≤ 0,01% (0,1mm/m)	≤ 0,01% (0,1mm/m)	≤ 0,01% (0,1mm/m)	≤ 0,01% (0,1mm/m)	≤ 0,01% (0,1mm/m)	≤ 0,01% (0,1mm/m)	≤ 0,01% (0,1mm/m)	≤ 0,01% (0,1mm/m)	≤ 0,01% (0,1mm/m)	≤ 0,01% (0,1mm/m)	≤ 0,01% (0,1mm/m)
Resistant Resiste	Resistant Resiste	Resistant Resiste	Resistant Resiste	Resistant Resiste	Resistant Resiste	Resistant Resiste	Resistant Resiste	Resistant Resiste	Resistant Resiste	Resistant Resiste	Resistant Resiste	Resistant Resiste	Resistant Resiste	Resistant Resiste	Resistant Resiste	Resistant Resiste
≥ 10 N/mm ² (Class C2 - EN 12004)	≥ 10 N/mm ² (Class C2 - EN 12004)	≥ 10 N/mm ² (Class C2 - EN 12004)	≥ 10 N/mm ² (Class C2 - EN 12004)	≥ 10 N/mm ² (Class C2 - EN 12004)	≥ 10 N/mm ² (Class C2 - EN 12004)	≥ 10 N/mm ² (Class C2 - EN 12004)	≥ 10 N/mm ² (Class C2 - EN 12004)	≥ 10 N/mm ² (Class C2 - EN 12004)	≥ 10 N/mm ² (Class C2 - EN 12004)	≥ 10 N/mm ² (Class C2 - EN 12004)	≥ 10 N/mm ² (Class C2 - EN 12004)	≥ 10 N/mm ² (Class C2 - EN 12004)	≥ 10 N/mm ² (Class C2 - EN 12004)	≥ 10 N/mm ² (Class C2 - EN 12004)	≥ 10 N/mm ² (Class C2 - EN 12004)	≥ 10 N/mm ² (Class C2 - EN 12004)
A1 - A1 _f	A1 - A1 _f	A1 - A1 _f	A1 - A1 _f	A1 - A1 _f	A1 - A1 _f	A1 - A1 _f	A1 - A1 _f	A1 - A1 _f	A1 - A1 _f	A1 - A1 _f	A1 - A1 _f	A1 - A1 _f	A1 - A1 _f	A1 - A1 _f	A1 - A1 _f	A1 - A1 _f
A	A	A	A	A	A	A	A	A	A	A	A	A	A	A	A	A
LA	LA	LA	LA	LA	LA	LA	LA	LA	LA	LA	LA	LA	LA	LA	LA	LA
HA	HA	HA	HA	HA	HA	HA	HA	HA	HA	HA	HA	HA	HA	HA	-	-
5	5	5	5	5	5	5	5	5	5	5	5	5	5	5	5	5
R10	R11	R11	R10	R10	R11	R10	R11	R10	R11	R10	R9	R11	R10	R9	N.C.	N.C.
B	C	C	B	B	C	B	B	B	A	C	C	B	A	0	0	0
≥ 36 Dry ≥ 36 Wet	≥ 36 Dry ≥ 36 Wet	≥ 36 Dry ≥ 36 Wet	≥ 36 Dry ≥ 36 Wet	≥ 36 Dry ≥ 36 Wet	≥ 36 Dry ≥ 36 Wet	≥ 36 Dry ≥ 36 Wet	≥ 36 Dry ≥ 36 Wet	≥ 36 Dry ≥ 36 Wet	≥ 36 Dry ≥ 36 Wet	(●)	≥ 36 Dry ≥ 36 Wet	≥ 36 Dry ≥ 36 Wet	≥ 36 Dry ≥ 36 Wet	(●)	≥ 36 Dry ≥ 24 Wet	≥ 36 Dry ≥ 24 Wet
Class P3	Class P4	Class P4	Class P3	Class P3	Class P4	Class P3	Class P4	Class P3	Class P4	(●●)	Class P4	Class P4	Class P3	(●●)	-	-
Class C2	Class C3	Class C3	Class C2	Class C2	Class C3	Class C2	Class C3	Class C2	Class C3	(●●●)	Class C3	Class C3	Class C2	(●●●)	-	-
> 0,40 Asciutto > 0,40 Bagnato	> 0,40 Asciutto > 0,40 Bagnato	> 0,40 Asciutto > 0,40 Bagnato	> 0,40 Asciutto > 0,40 Bagnato	> 0,40 Asciutto > 0,40 Bagnato	> 0,40 Asciutto > 0,40 Bagnato	> 0,40 Asciutto > 0,40 Bagnato	> 0,40 Asciutto > 0,40 Bagnato	> 0,40 Asciutto > 0,40 Bagnato	> 0,40 Asciutto > 0,40 Bagnato	> 0,40 Asciutto > 0,40 Bagnato	> 0,40 Asciutto > 0,40 Bagnato	> 0,40 Asciutto > 0,40 Bagnato	> 0,40 Asciutto > 0,40 Bagnato	> 0,40 Asciutto > 0,40 Bagnato	> 0,40 Asciutto < 0,40 Bagnato	> 0,40 Asciutto < 0,40 Bagnato
wet DCOF ≥ 0,50	wet DCOF ≥ 0,55	wet DCOF ≥ 0,55	wet DCOF ≥ 0,50	wet DCOF ≥ 0,50	wet DCOF ≥ 0,55	wet DCOF ≥ 0,50	wet DCOF ≥ 0,55	wet DCOF ≥ 0,50	wet DCOF ≥ 0,50	wet DCOF ≥ 0,50	wet DCOF ≥ 0,42	wet DCOF ≥ 0,55	wet DCOF ≥ 0,50	wet DCOF ≥ 0,42	dry DCOF ≥ 0,42	dry DCOF ≥ 0,42

(●) PTV ≥ 36 Wet on demand - su richiesta (●●) P3 on demand - su richiesta (●●●) C2 on demand - su richiesta

PRODUCT
FINDER



SURFACE
RANGE



COMPANY



COLLECTIONS



LARGE SIZES



SLABS FOR
COURTERTOPS
& FURNITURE



FURNITURE



Porcelain tiles technical features

			Requirements for nominal size N Requisiti per dimensione nominale N			MARVEL DREAM			
			7 cm ≤ N < 15 cm (mm)	N ≥ 15 cm (%) (mm)		Matte Sensitech ± 9 mm	Matte ± 6 mm	Polished ± 9 mm	Polished ± 6 mm (1)
Regularity characteristics	Length and width Lunghezza e larghezza	ISO 10545-2	± 0.9 (*) Non-rect. ± 0.4 (*) Rect.	± 0.6 (*) Non-rect. ± 0.3 (*) Rect.	± 2.0 (*) Non-rect. ± 1.0 (*) Rect.	Suitable for Conformance	Suitable for Conformance	Suitable for Conformance	Suitable for Conformance
	Thickness Spessore		± 0.5 (**)	± 5 (**)	± 0.5 (**)	Suitable for Conformance	Suitable for Conformance	Suitable for Conformance	Suitable for Conformance
	Straightness of sides Rettilineità degli spigoli		± 0.8 (***) Non-rect. ± 0.4 (***) Rect.	± 0.5 (***) Non-rect. ± 0.3 (***) Rect.	± 1.5 (***) Non-rect. ± 0.8 (***) Rect.	Suitable for Conformance	Suitable for Conformance	Suitable for Conformance	Suitable for Conformance
Regularity characteristics	Rectangularity (Measurement only on short edges when L/l ≥ 3) Ortogonalità (Misurazione da condurre solo sui lati corti quando L/l ≥ 3)	ISO 10545-2	± 0.8 (****) Non-rect. ± 0.4 (****) Rect.	± 0.5 (****) Non-rect. ± 0.3 (****) Rect.	± 2.0 (****) Non-rect. ± 1.5 (****) Rect.	Suitable for Conformance	Suitable for Conformance	Suitable for Conformance	Suitable for Conformance
	Surface flatness Planarità		c.c. ± 0.8 Non-rect. c.c. ± 0.6 Rect.	c.c. ± 0.5 Non-rect. c.c. ± 0.4 Rect.	c.c. ± 2.0 Non-rect. c.c. ± 1.8 Rect.	Suitable for Conformance	Suitable for Conformance	Suitable for Conformance	Suitable for Conformance
Structural characteristics	Water absorption (in % by mass) Massa d'acqua assorbita (come % della massa)	ISO 10545-3	E _s ≤ 0.5% Individual max 0.6% E _s ≤ 0.5% Valore max singolo 0.6%			≤ 0.1%	≤ 0.1%	≤ 0.1%	≤ 0.1%
		ASTM C373-18	Requirement ANSI A137.1 Water Absorption Max ≤ 0.5%			≤ 0.5%	≤ 0.5%	≤ 0.5%	≤ 0.5%
Bulk mechanical characteristics	Breaking strength Sforzo di rottura	ISO 10545-4	S ≥ 700N (for thickness < 7.5 mm - per spessore < 7.5 mm) S ≥ 1300N (for thickness ≥ 7.5 mm - per spessore ≥ 7.5 mm)			S ≥ 1500 N	S ≥ 1000 N	S ≥ 1500 N	S ≥ 1000 N
	Modulus of rupture Resistenza alla flessione		R ≥ 35 N/mm ²			R ≥ 40 N/mm ²	R ≥ 40 N/mm ²	R ≥ 40 N/mm ²	R ≥ 40 N/mm ²
	Bending strength and breaking load Resistenza a flessione e al carico di rottura (4)(5)	EN 1339 Annex F	-			-	-	-	-
	Impact resistance, as coefficient of restitution Resistenza all'impatto, espresso come coefficiente di restituzione	ISO 10545-5	Declared value Valore dichiarato			≥ 0.55	≥ 0.55	≥ 0.55	≥ 0.55
Surface mechanical characteristics	Resistance to deep abrasion of unglazed tiles (removed volume) Resistenza all'abrasione profonda delle piastrelle non smaltate (volume materiale asportato)	ISO 10545-6	≤ 175 mm ³			≤ 150 mm ³	≤ 150 mm ³	≤ 150 mm ³	≤ 150 mm ³ (2)
	Coefficient of thermal linear expansion Coefficiente di dilatazione termica lineare	ISO 10545-8	Declared value Valore dichiarato			≤ 7 MK ⁻¹	≤ 7 MK ⁻¹	≤ 7 MK ⁻¹	≤ 7 MK ⁻¹
Thermal and hygrometric characteristics	Thermal shock resistance Resistenza agli sbalzi termici	ISO 10545-9	Pass according to EN ISO 10545-1 Test superato in accordo con ISO 10545-1			Resistant Resiste	Resistant Resiste	Resistant Resiste	Resistant Resiste
	Moisture expansion (mm/m) Dilatazione all'umidità (mm/m)	ISO 10545-10	Declared value Valore dichiarato			≤ 0.01% (0.1mm/m)	≤ 0.01% (0.1mm/m)	≤ 0.01% (0.1mm/m)	≤ 0.01% (0.1mm/m)
Physical properties	Frost resistance Resistenza al gelo	ISO 10545-12	Pass according to EN ISO 10545-1 Test superato in accordo con ISO 10545-1			Resistant Resiste	Resistant Resiste	Resistant Resiste	Resistant Resiste
	Bond strength/adhesion for improved cementitious adhesives Adesione a trazione con adesivi cementizi migliorati	EN 12004-2	Declared value Valore dichiarato			≥ 10 N/mm ² (Class C2 - EN 12004)	≥ 10 N/mm ² (Class C2 - EN 12004)	≥ 10 N/mm ² (Class C2 - EN 12004)	≥ 10 N/mm ² (Class C2 - EN 12004)
Chemical characteristics	Reaction to fire Reazione al fuoco	-	Class A1 or A1 _{fl} Classe A1 oppure A1 _{fl}			A1 - A1 _{fl}	A1 - A1 _{fl}	A1 - A1 _{fl}	A1 - A1 _{fl}
	Resistance to household chemicals and swimming pool salts Resistenza ai prodotti chimici di uso domestico ed agli additivi per piscina	ISO 10545-13	Minimum Class B Classe minima B			A	A	A	A
	Resistance to low concentrations of acids and alkalis Resistenza a basse concentrazioni di acidi e alcali		Declared Class Classe dichiarata			LA	LA	LA	LA
	Resistance to high concentrations of acids and alkalis Resistenza ad alte concentrazioni di acidi e alcali	Declared Class Classe dichiarata			HA	HA	-	-	
Resistance to staining, for unglazed tiles Resistenza alle macchie per piastrelle non smaltate	ISO 10545-14	Declared Class Classe dichiarata			5	5	5	5	
Safety characteristics (1)(2)	Shod Ramp Test Metodo della rampa "calzato"	DIN EN 16165 ANNEX B (EX DIN 51130)	Declared value Valore dichiarato			R10	R9	N.C.	N.C.
	Barefoot Ramp Test Metodo della rampa a piedi nudi	DIN EN 16165 ANNEX A (EX DIN 51097)	Declared value Valore dichiarato			B	A	0	0
		BS EN 16165 ANNEX C (EX BS 7976)	PTV ≥ 36 classifies the surface as "low slip risk"			≥ 36 Dry ≥ 36 Wet	●	≥ 36 Dry ≥ 24 Wet	≥ 36 Dry ≥ 24 Wet
	Pendulum Friction Test Metodo del Pendolo	AS 4586	Declared Classification of the new pedestrian surface materials according to the Pendulum Test			Class P3	●●	-	-
		UNE EN 16165 ANNEX C (EX UNE 41901 EX 2017)	Declared value Valore dichiarato			Class C2	●●●	-	-
	Coefficient of friction (COF) Coefficiente di attrito	B.C.R.A. Rep CEC/81	D.M. 236/89 del 14/06/89 μ>0.40 per elemento scivolante cuoio su pavimentazione asciutta μ>0.40 per elemento scivolante gomma dura su pavimentazione bagnata			> 0.40 Asciutto > 0.40 Bagnato	> 0.40 Asciutto > 0.40 Bagnato	> 0.40 Asciutto < 0.40 Bagnato	> 0.40 Asciutto < 0.40 Bagnato
Dynamic coefficient of friction (DCOF) Coefficiente di attrito dinamico	ANSI A 326.3	-			wet DCOF ≥ 0.50	wet DCOF ≥ 0.42	dry DCOF ≥ 0.42	dry DCOF ≥ 0.42	

Technical feature - Caratteristiche tecniche - Caractéristiques techniques - Technische Daten - Características técnicas - Технические характеристики



PRODUCT FINDER



SURFACE RANGE



COMPANY



COLLECTIONS



LARGE SIZES



SLABS FOR COUNTERTOPS & FURNITURE



FURNITURE



FACADES



MARVEL GALA	MARVEL GEMS	MARVEL MERAVIGLIA			MARVEL ONYX		MARVEL PRO							
Polished ± 9 mm	Polished ± 6 mm	Matte Sensitech ± 9 mm	Polished ± 6 mm	Polished Velvet ± 9 mm	Matte Sensitech ± 9 mm	Outdoor Sensitech ± 20mm	Polished ± 9 mm	Polished ± 6 mm	Matte Sensitech ± 9 mm	Matte ± 6 mm	Polished ± 9 mm	Polished ± 6 mm	Polished ± 9 mm	Textured ± 9 mm
Suitable for Conformance	Suitable for Conformance	Suitable for Conformance	Suitable for Conformance	Suitable for Conformance	Suitable for Conformance	Suitable for Conformance	Suitable for Conformance	Suitable for Conformance	Suitable for Conformance	Suitable for Conformance	Suitable for Conformance	Suitable for Conformance	Suitable for Conformance	Suitable for Conformance
Suitable for Conformance	Suitable for Conformance	Suitable for Conformance	Suitable for Conformance	Suitable for Conformance	Suitable for Conformance	Suitable for Conformance	Suitable for Conformance	Suitable for Conformance	Suitable for Conformance	Suitable for Conformance	Suitable for Conformance	Suitable for Conformance	Suitable for Conformance	Suitable for Conformance
Suitable for Conformance	Suitable for Conformance	Suitable for Conformance	Suitable for Conformance	Suitable for Conformance	Suitable for Conformance	Suitable for Conformance	Suitable for Conformance	Suitable for Conformance	Suitable for Conformance	Suitable for Conformance	Suitable for Conformance	Suitable for Conformance	Suitable for Conformance	Suitable for Conformance
Suitable for Conformance	Suitable for Conformance	Suitable for Conformance	Suitable for Conformance	Suitable for Conformance	Suitable for Conformance	Suitable for Conformance	Suitable for Conformance	Suitable for Conformance	Suitable for Conformance	Suitable for Conformance	Suitable for Conformance	Suitable for Conformance	Suitable for Conformance	Suitable for Conformance
Suitable for Conformance	Suitable for Conformance	Suitable for Conformance	Suitable for Conformance	Suitable for Conformance	Suitable for Conformance	Suitable for Conformance	Suitable for Conformance	Suitable for Conformance	Suitable for Conformance	Suitable for Conformance	Suitable for Conformance	Suitable for Conformance	Suitable for Conformance	Not applicable to 'strong' structures Non applicabile a strutturati forti
≤ 0.1%	≤ 0.1%	≤ 0.1%	≤ 0.1%	≤ 0.1%	≤ 0.1%	≤ 0.1%	≤ 0.1%	≤ 0.1%	≤ 0.1%	≤ 0.1%	≤ 0.1%	≤ 0.1%	≤ 0.1%	≤ 0.1%
≤ 0.5%	≤ 0.5%	≤ 0.5%	≤ 0.5%	≤ 0.5%	≤ 0.5%	≤ 0.5%	≤ 0.5%	≤ 0.5%	≤ 0.5%	≤ 0.5%	≤ 0.5%	≤ 0.5%	≤ 0.5%	≤ 0.5%
S ≥ 1500 N	S ≥ 1000 N	S ≥ 1500 N	S ≥ 1000 N	S ≥ 1500 N	S ≥ 1000 N	S ≥ 1000 N	S ≥ 1500 N	S ≥ 1000 N	S ≥ 1500 N	S ≥ 1000 N	S ≥ 1500 N	S ≥ 1000 N	S ≥ 1500 N	S ≥ 1500 N
R ≥ 40 N/mm ²	R ≥ 40 N/mm ²	R ≥ 40 N/mm ²	R ≥ 40 N/mm ²	R ≥ 40 N/mm ²	R ≥ 40 N/mm ²	R ≥ 45 N/mm ²	R ≥ 40 N/mm ²	R ≥ 40 N/mm ²	R ≥ 40 N/mm ²	R ≥ 40 N/mm ²	R ≥ 40 N/mm ²	R ≥ 40 N/mm ²	R ≥ 40 N/mm ²	R ≥ 40 N/mm ²
-	-	-	-	-	-	≥ U4 60x120	-	-	-	-	-	-	-	-
≥ 0.55	≥ 0.55	≥ 0.55	≥ 0.55	≥ 0.55	≥ 0.55	≥ 0.55	≥ 0.55	≥ 0.55	≥ 0.55	≥ 0.55	≥ 0.55	≥ 0.55	≥ 0.55	≥ 0.55
≤ 150 mm ³	≤ 150 mm ³	≤ 150 mm ³	≤ 150 mm ³	≤ 150 mm ³	≤ 150 mm ³	≤ 150 mm ³	≤ 150 mm ³	≤ 150 mm ³	≤ 150 mm ³	≤ 150 mm ³	≤ 150 mm ³	≤ 150 mm ³	≤ 150 mm ³	≤ 150 mm ³
≤ 7 MK ⁻¹	≤ 7 MK ⁻¹	≤ 7 MK ⁻¹	≤ 7 MK ⁻¹	≤ 7 MK ⁻¹	≤ 7 MK ⁻¹	≤ 7 MK ⁻¹	≤ 7MK ⁻¹	≤ 7MK ⁻¹	≤ 7 MK ⁻¹	≤ 7 MK ⁻¹	≤ 7 MK ⁻¹	≤ 7 MK ⁻¹	≤ 7 MK ⁻¹	≤ 7 MK ⁻¹
Resistant Resiste	Resistant Resiste	Resistant Resiste	Resistant Resiste	Resistant Resiste	Resistant Resiste	Resistant Resiste	Resistant Resiste	Resistant Resiste	Resistant Resiste	Resistant Resiste	Resistant Resiste	Resistant Resiste	Resistant Resiste	Resistant Resiste
≤ 0.01% (0.1mm/m)	≤ 0.01% (0.1mm/m)	≤ 0.01% (0.1mm/m)	≤ 0.01% (0.1mm/m)	≤ 0.01% (0.1mm/m)	≤ 0.01% (0.1mm/m)	≤ 0.01% (0.1mm/m)	≤ 0.01% (0.1mm/m)	≤ 0.01% (0.1mm/m)	≤ 0.01% (0.1mm/m)	≤ 0.01% (0.1mm/m)	≤ 0.01% (0.1mm/m)	≤ 0.01% (0.1mm/m)	≤ 0.01% (0.1mm/m)	≤ 0.01% (0.1mm/m)
Resistant Resiste	Resistant Resiste	Resistant Resiste	Resistant Resiste	Resistant Resiste	Resistant Resiste	Resistant Resiste	Resistant Resiste	Resistant Resiste	Resistant Resiste	Resistant Resiste	Resistant Resiste	Resistant Resiste	Resistant Resiste	Resistant Resiste
≥ 10 N/mm ² (Class C2 - EN 12004)	≥ 10 N/mm ² (Class C2 - EN 12004)	≥ 10 N/mm ² (Class C2 - EN 12004)	≥ 10 N/mm ² (Class C2 - EN 12004)	≥ 10 N/mm ² (Class C2 - EN 12004)	≥ 10 N/mm ² (Class C2 - EN 12004)	≥ 10 N/mm ² (Class C2 - EN 12004)	≥ 10 N/mm ² (Class C2 - EN 12004)	≥ 10 N/mm ² (Class C2 - EN 12004)	≥ 10 N/mm ² (Class C2 - EN 12004)	≥ 10 N/mm ² (Class C2 - EN 12004)	≥ 10 N/mm ² (Class C2 - EN 12004)	≥ 10 N/mm ² (Class C2 - EN 12004)	≥ 10 N/mm ² (Class C2 - EN 12004)	≥ 10 N/mm ² (Class C2 - EN 12004)
A1 - A1 _{fl}	A1 - A1 _{fl}	A1 - A1 _{fl}	A1 - A1 _{fl}	A1 - A1 _{fl}	A1 - A1 _{fl}	A1 - A1 _{fl}	A1 - A1 _{fl}	A1 - A1 _{fl}	A1 - A1 _{fl}	A1 - A1 _{fl}	A1 - A1 _{fl}	A1 - A1 _{fl}	A1 - A1 _{fl}	A1 - A1 _{fl}
A	A	A	A	A	A	A	A	A	A	A	A	A	A	A
LA	LA	LA	LA	LA	LA	LA	LA	LA	LA	LA	LA	LA	LA	LA
-	-	HA	-	-	HA	HA	-	-	HA	HA	-	-	HA	HA
5	5	5	5	5	5	5	5	5	5	5	5	5	5	5
N.C.	N.C.	R10	N.C.	N.C.	R10	R11	N.C.	N.C.	R10	R9	N.C.	N.C.	R11	R11
0	0	B	0	0	B	C	0	0	B	A	0	0	B	B
≥ 36 Dry ≤ 24 Wet	≥ 36 Dry ≤ 24 Wet	≥ 36 Dry ≥ 36 Wet	≥ 36 Dry ≤ 24 Wet	≥ 36 Dry ≤ 24 Wet	≥ 36 Dry ≥ 36 Wet	≥ 36 Dry ≥ 36 Wet	≥ 36 Dry ≤ 24 Wet	≥ 36 Dry ≤ 24 Wet	≥ 36 Dry ≥ 36 Wet	●	≥ 36 Dry ≤ 24 Wet	≥ 36 Dry ≤ 24 Wet	≥ 36 Dry ≤ 24 Wet	≥ 36 Dry ≤ 24 Wet
-	-	Class P3	-	-	Class P3	Class P4	-	-	Class P4	●●	-	-	Class P4	Class P4
-	-	●●●	-	-	Class C2	Class C3	-	-	Class C3	●●●	-	-	Class C3	Class C3
> 0.40 Asciutto < 0.40 Bagnato	> 0.40 Asciutto < 0.40 Bagnato	> 0.40 Asciutto > 0.40 Bagnato	> 0.40 Asciutto < 0.40 Bagnato	> 0.40 Asciutto < 0.40 Bagnato	> 0.40 Asciutto < 0.40 Bagnato	> 0.40 Asciutto < 0.40 Bagnato	> 0.40 Asciutto < 0.40 Bagnato	> 0.40 Asciutto < 0.40 Bagnato	> 0.40 Asciutto > 0.40 Bagnato	> 0.40 Asciutto < 0.40 Bagnato	> 0.40 Asciutto < 0.40 Bagnato	> 0.40 Asciutto < 0.40 Bagnato	> 0.40 Asciutto < 0.40 Bagnato	> 0.40 Asciutto > 0.40 Bagnato
dry DCOF ≥ 0.42	dry DCOF ≥ 0.42	wet DCOF ≥ 0.50	dry DCOF ≥ 0.42	dry DCOF ≥ 0.42	wet DCOF ≥ 0.50	wet DCOF ≥ 0.55	dry DCOF ≥ 0.42	dry DCOF ≥ 0.42	wet DCOF ≥ 0.50	wet DCOF ≥ 0.42	dry DCOF ≥ 0.42	dry DCOF ≥ 0.42	wet DCOF ≥ 0.50	wet DCOF ≥ 0.50

(●), PTV ≥ 36 Wet on demand - su richiesta (●●), P3 on demand - su richiesta (●●●), C2 on demand - su richiesta

(1) Marvel Dream Ultramarine "Glazed Porcelain Tiles"
(2) PEI 3 (ISO 10545-7) Marvel Dream Ultramarine



Porcelain tiles technical features

			Requirements for nominal size N Requisiti per dimensione nominale N			MARVEL SHINE					
			7 cm ≤ N < 15 cm	N ≥ 15 cm		Matte Sensitech ± 9 mm	Silk ± 6 mm	Polished ± 9 mm	Polished ± 6 mm	Silk ± 9 mm	
			(mm)	(%)	(mm)						
Regularity characteristics	Length and width Lunghezza e larghezza	ISO 10545-2	± 0,9 (*) Non-rect. ± 0,4 (*) Rect.	± 0,6 (*) Non-rect. ± 0,3 (*) Rect.	± 2,0 (*) Non-rect. ± 1,0 (*) Rect.	Suitable for Conforme	Suitable for Conforme	Suitable for Conforme	Suitable for Conforme	Suitable for Conforme	
	Thickness Spessore		± 0,5 (**)	± 5 (**)	± 0,5 (**)	Suitable for Conforme	Suitable for Conforme	Suitable for Conforme	Suitable for Conforme	Suitable for Conforme	
	Straightness of sides Rettilineità degli spigoli		± 0,8 (***) Non-rect. ± 0,4 (***) Rect.	± 0,5 (***) Non-rect. ± 0,3 (***) Rect.	± 1,5 (***) Non-rect. ± 0,8 (***) Rect.	Suitable for Conforme	Suitable for Conforme	Suitable for Conforme	Suitable for Conforme	Suitable for Conforme	
	Rectangularity (Measurement only on short edges when L/l ≥ 3) Ortogonalità (Misurazione da condurre solo sui lati corti quando L/l ≥ 3)		± 0,8 (****) Non-rect. ± 0,4 (****) Rect.	± 0,5 (****) Non-rect. ± 0,3 (****) Rect.	± 2,0 (****) Non-rect. ± 1,5 (****) Rect.	Suitable for Conforme	Suitable for Conforme	Suitable for Conforme	Suitable for Conforme	Suitable for Conforme	
Structural characteristics	Water absorption (in % by mass) Massa d'acqua assorbita (come % della massa)	ISO 10545-3	E _s ≤ 0,5% Individual max 0,6% E _s ≤ 0,5% Valore max singolo 0,6%			≤ 0,1%	≤ 0,1%	≤ 0,1%	≤ 0,1%	≤ 0,1%	
		ASTM C373-18	Requirement ANSI A137.1 Water Absorption Max ≤ 0,5%			≤ 0,5%	≤ 0,5%	≤ 0,5%	≤ 0,5%	≤ 0,5%	
	Breaking strength Sforzo di rottura	ISO 10545-4	S ≥ 700N (for thickness < 7,5 mm - per spessore < 7,5 mm) S ≥ 1300N (for thickness ≥ 7,5 mm - per spessore ≥ 7,5 mm)			S ≥ 1500 N	S ≥ 1000 N	S ≥ 1500 N	S ≥ 1000 N	S ≥ 1500 N	
		Modulus of rupture Resistenza alla flessione		R ≥ 35 N/mm ²			R ≥ 40 N/mm ²	R ≥ 40 N/mm ²	R ≥ 40 N/mm ²	R ≥ 40 N/mm ²	R ≥ 40 N/mm ²
Bending strength and breaking load Resistenza a flessione e al carico di rottura (4)(5)	EN 1339 Annex F		-			-	-	-	-	-	
	Impact resistance, as coefficient of restitution Resistenza all'impatto, espresso come coefficiente di restituzione	ISO 10545-5	Declared value Valore dichiarato			≥ 0,55	≥ 0,55	≥ 0,55	≥ 0,55	≥ 0,55	
Surface mechanical characteristics		Resistance to deep abrasion of unglazed tiles (removed volume) Resistenza all'abrasione profonda delle piastrelle non smaltate (volume materiale asportato)	ISO 10545-6	≤ 175 mm ³			≤ 150 mm ³	≤ 150 mm ³	≤ 150 mm ³	≤ 150 mm ³	≤ 150 mm ³
	ISO 10545-8		Declared value Valore dichiarato			≤ 7 MK ⁻¹	≤ 7 MK ⁻¹	≤ 7 MK ⁻¹	≤ 7 MK ⁻¹	≤ 7 MK ⁻¹	
Thermal and hygrometric characteristics	Thermal shock resistance Resistenza agli sbalzi termici	ISO 10545-9	Pass according to EN ISO 10545-1 Test superato in accordo con ISO 10545-1			Resistant Resiste	Resistant Resiste	Resistant Resiste	Resistant Resiste	Resistant Resiste	
		Moisture expansion (mm/m) Dilatazione all'umidità (mm/m)	ISO 10545-10	Declared value Valore dichiarato			≤ 0,01% (0,1mm/m)	≤ 0,01% (0,1mm/m)	≤ 0,01% (0,1mm/m)	≤ 0,01% (0,1mm/m)	≤ 0,01% (0,1mm/m)
Frost resistance Resistenza al gelo	ISO 10545-12		Pass according to EN ISO 10545-1 Test superato in accordo con ISO 10545-1			Resistant Resiste	Resistant Resiste	Resistant Resiste	Resistant Resiste	Resistant Resiste	
	Physical properties	Bond strength/adhesion for improved cementitious adhesives Adesione a trazione con adesivi cementizi migliorati	EN 12004-2	Declared value Valore dichiarato			≥ 10 N/mm ² (Class C2 - EN 12004)	≥ 10 N/mm ² (Class C2 - EN 12004)	≥ 10 N/mm ² (Class C2 - EN 12004)	≥ 10 N/mm ² (Class C2 - EN 12004)	≥ 10 N/mm ² (Class C2 - EN 12004)
Reaction to fire Reazione al fuoco			-	Class A1 or A1 _s Classe A1 oppure A1 _s			A1 - A _{1s}	A1 - A _{1s}	A1 - A _{1s}	A1 - A _{1s}	A1 - A _{1s}
	Chemical characteristics	Resistance to household chemicals and swimming pool salts Resistenza ai prodotti chimici di uso domestico ed agli additivi per piscina	ISO 10545-13	Minimum Class B Classe minima B			A	A	A	A	A
Resistance to low concentrations of acids and alkalis Resistenza a basse concentrazioni di acidi e alcali			ISO 10545-13	Declared Class Classe dichiarata			LA	LA	LA	LA	LA
		Resistance to high concentrations of acids and alkalis Resistenza ad alte concentrazioni di acidi e alcali	ISO 10545-13	Declared Class Classe dichiarata			HA	HA	-	-	HA
Resistance to staining, for unglazed tiles Resistenza alle macchie per piastrelle non smaltate	ISO 10545-14		Declared Class Classe dichiarata			5	5	5	5	5	
	Safety characteristics (1)(2)	Shod Ramp Test Metodo della rampa "calzato"	DIN EN 16165 ANNEX B (EX DIN 51130)	Declared value Valore dichiarato			R10	N.C.	N.C.	N.C.	N.C.
Barefoot Ramp Test Metodo della rampa a piedi nudi			DIN EN 16165 ANNEX A (EX DIN 51097)	Declared value Valore dichiarato			B	0	0	0	0
		Pendulum Friction Test Metodo del Pendolo	BS EN 16165 ANNEX C (EX BS 7976)	PTV ≥ 36 classifies the surface as "low slip risk"			≥ 36 Dry ≥ 36 Wet	≥ 36 Dry ≤ 24 Wet	≥ 36 Dry ≤ 24 Wet	≥ 36 Dry ≤ 24 Wet	≥ 36 Dry ≤ 24 Wet
AS 4586			Declared Classification of the new pedestrian surface materials according to the Pendulum Test			Class P3	-	-	-	-	
Coefficient of friction (COF) Coefficiente di attrito		B.C.R.A. Rep. CEC/81	UNE EN 16165 ANNEX C (EX UNE 41901 EX 2017)	Declared value Valore dichiarato			Class C2	-	-	-	-
			D.M. 236/89 del 14/06/89	μ > 0,40 per elemento scivolante cuoio su pavimentazione asciutta μ > 0,40 per elemento scivolante gomma dura su pavimentazione bagnata			> 0,40 Asciutto > 0,40 Bagnato	> 0,40 Asciutto < 0,40 Bagnato	> 0,40 Asciutto < 0,40 Bagnato	> 0,40 Asciutto < 0,40 Bagnato	> 0,40 Asciutto < 0,40 Bagnato
Dynamic coefficient of friction (DCOF) Coefficiente di attrito dinamico	ANSI A 326.3	-			wet DCOF ≥ 0,50	dry DCOF ≥ 0,42	dry DCOF ≥ 0,42	dry DCOF ≥ 0,42	dry DCOF ≥ 0,42		

Technical feature - Caratteristiche tecniche - Caractéristiques techniques - Technische Daten - Características técnicas - Технические характеристики

	MARVEL STONE				MARVEL TRAVERTINE					MARVEL X					
	Matte Sensitech ± 6 mm	Polished ± 9 mm	Polished ± 6 mm	Polished ± 9 mm	Matte, Matte Sensitech ± 9 mm	Matte ± 6 mm	Matte Sensitech ± 6 mm	Grip Sensitech ± 9 mm	Outdoor Sensitech ± 20 mm	Matte Sensitech ± 9 mm	Silk ± 6 mm	Silk ± 9 mm	Polished ± 9 mm	Polished ± 6 mm	Outdoor Sensitech ± 20 mm
		Suitable for Conforme	Suitable for Conforme	Suitable for Conforme	Suitable for Conforme	Suitable for Conforme	Suitable for Conforme	Suitable for Conforme	Suitable for Conforme	Suitable for Conforme	Suitable for Conforme	Suitable for Conforme	Suitable for Conforme	Suitable for Conforme	Suitable for Conforme
	Suitable for Conforme	Suitable for Conforme	Suitable for Conforme	Suitable for Conforme	Suitable for Conforme	Suitable for Conforme	Suitable for Conforme	Suitable for Conforme	Suitable for Conforme	Suitable for Conforme	Suitable for Conforme	Suitable for Conforme	Suitable for Conforme	Suitable for Conforme	Suitable for Conforme
	Suitable for Conforme	Suitable for Conforme	Suitable for Conforme	Suitable for Conforme	Suitable for Conforme	Suitable for Conforme	Suitable for Conforme	Suitable for Conforme	Suitable for Conforme	Suitable for Conforme	Suitable for Conforme	Suitable for Conforme	Suitable for Conforme	Suitable for Conforme	Suitable for Conforme
	Suitable for Conforme	Suitable for Conforme	Suitable for Conforme	Suitable for Conforme	Suitable for Conforme	Suitable for Conforme	Suitable for Conforme	Suitable for Conforme	Suitable for Conforme	Suitable for Conforme	Suitable for Conforme	Suitable for Conforme	Suitable for Conforme	Suitable for Conforme	Suitable for Conforme
	Suitable for Conforme	Suitable for Conforme	Suitable for Conforme	Suitable for Conforme	Suitable for Conforme	Suitable for Conforme	Suitable for Conforme	Suitable for Conforme	Suitable for Conforme	Suitable for Conforme	Suitable for Conforme	Suitable for Conforme	Suitable for Conforme	Suitable for Conforme	Suitable for Conforme
	Suitable for Conforme	Suitable for Conforme	Suitable for Conforme	Suitable for Conforme	Suitable for Conforme	Suitable for Conforme	Suitable for Conforme	Suitable for Conforme	Suitable for Conforme	Suitable for Conforme	Suitable for Conforme	Suitable for Conforme	Suitable for Conforme	Suitable for Conforme	Suitable for Conforme
	≤ 0,1%	≤ 0,1%	≤ 0,1%	≤ 0,1%	≤ 0,1%	≤ 0,1%	≤ 0,1%	≤ 0,1%	≤ 0,1%	≤ 0,1%	≤ 0,1%	≤ 0,1%	≤ 0,1%	≤ 0,1%	≤ 0,1%
	≤ 0,5%	≤ 0,5%	≤ 0,5%	≤ 0,5%	≤ 0,5%	≤ 0,5%	≤ 0,5%	≤ 0,5%	≤ 0,5%	≤ 0,5%	≤ 0,5%	≤ 0,5%	≤ 0,5%	≤ 0,5%	≤ 0,5%
	S ≥ 1500 N	S ≥ 1000 N	S ≥ 1500 N	S ≥ 1000 N	S ≥ 1500 N	S ≥ 1000 N	S ≥ 1000 N	S ≥ 1500 N	S ≥ 10000 N	S ≥ 1500 N	S ≥ 1000 N	S ≥ 1500 N	S ≥ 1500 N	S ≥ 1000 N	S ≥ 10000 N
	R ≥ 40 N/mm ²	R ≥ 40 N/mm ²	R ≥ 40 N/mm ²	R ≥ 40 N/mm ²	R ≥ 40 N/mm ²	R ≥ 40 N/mm ²	R ≥ 40 N/mm ²	R ≥ 40 N/mm ²	R ≥ 45 N/mm ²	R ≥ 40 N/mm ²	R ≥ 40 N/mm ²	R ≥ 40 N/mm ²	R ≥ 40 N/mm ²	R ≥ 40 N/mm ²	R ≥ 45 N/mm ²
	-	-	-	-	-	-	-	-	≥ U4 60x120	-	-	-	-	-	≥ U4 120x120 60x60
	≥ 0,55	≥ 0,55	≥ 0,55	≥ 0,55	≥ 0,55	≥ 0,55	≥ 0,55	≥ 0,55	≥ 0,55	≥ 0,55	≥ 0,55	≥ 0,55	≥ 0,55	≥ 0,55	≥ 0,55
	≤ 150 mm ³	≤ 150 mm ³	≤ 150 mm ³	≤ 150 mm ³	≤ 150 mm ³	≤ 150 mm ³	≤ 150 mm ³	≤ 150 mm ³	≤ 150 mm ³	≤ 150 mm ³	≤ 150 mm ³	≤ 150 mm ³	≤ 150 mm ³	≤ 150 mm ³	≤ 150 mm ³
	≤ 7 MK ⁻¹	≤ 7 MK ⁻¹	≤ 7 MK ⁻¹	≤ 7 MK ⁻¹	≤ 7 MK ⁻¹	≤ 7 MK ⁻¹	≤ 7 MK ⁻¹	≤ 7 MK ⁻¹	≤ 7 MK ⁻¹	≤ 7 MK ⁻¹	≤ 7 MK ⁻¹	≤ 7 MK ⁻¹	≤ 7 MK ⁻¹	≤ 7 MK ⁻¹	≤ 7 MK ⁻¹
	Resistant Resiste	Resistant Resiste	Resistant Resiste	Resistant Resiste	Resistant Resiste	Resistant Resiste	Resistant Resiste	Resistant Resiste	Resistant Resiste	Resistant Resiste	Resistant Resiste	Resistant Resiste	Resistant Resiste	Resistant Resiste	Resistant Resiste
	≤ 0,01% (0,1mm/m)	≤ 0,01% (0,1mm/m)	≤ 0,01% (0,1mm/m)	≤ 0,01% (0,1mm/m)	≤ 0,01% (0,1mm/m)	≤ 0,01% (0,1mm/m)	≤ 0,01% (0,1mm/m)	≤ 0,01% (0,1mm/m)	≤ 0,01% (0,1mm/m)	≤ 0,01% (0,1mm/m)	≤ 0,01% (0,1mm/m)	≤ 0,01% (0,1mm/m)	≤ 0,01% (0,1mm/m)	≤ 0,01% (0,1mm/m)	≤ 0,01% (0,1mm/m)
	Resistant Resiste	Resistant Resiste	Resistant Resiste	Resistant Resiste	Resistant Resiste	Resistant Resiste	Resistant Resiste	Resistant Resiste	Resistant Resiste	Resistant Resiste	Resistant Resiste	Resistant Resiste	Resistant Resiste	Resistant Resiste	Resistant Resiste
	≥ 10 N/mm ² (Class C2 - EN 12004)	≥ 10 N/mm ² (Class C2 - EN 12004)	≥ 10 N/mm ² (Class C2 - EN 12004)	≥ 10 N/mm ² (Class C2 - EN 12004)	≥ 10 N/mm ² (Class C2 - EN 12004)	≥ 10 N/mm ² (Class C2 - EN 12004)	≥ 10 N/mm ² (Class C2 - EN 12004)	≥ 10 N/mm ² (Class C2 - EN 12004)	≥ 10 N/mm ² (Class C2 - EN 12004)	≥ 10 N/mm ² (Class C2 - EN 12004)	≥ 10 N/mm ² (Class C2 - EN 12004)	≥ 10 N/mm ² (Class C2 - EN 12004)	≥ 10 N/mm ² (Class C2 - EN 12004)	≥ 10 N/mm ² (Class C2 - EN 12004)	≥ 10 N/mm ² (Class C2 - EN 12004)
	A1 - A _{1s}	A1 - A _{1s}	A1 - A _{1s}	A1 - A _{1s}	A1 - A _{1s}	A1 - A _{1s}	A1 - A _{1s}	A1 - A _{1s}	A1 - A _{1s}	A1 - A _{1s}	A1 - A _{1s}	A1 - A _{1s}	A1 - A _{1s}	A1 - A _{1s}	A1 - A _{1s}
	A	A	A	A	A	A	A	A	A	A	A	A	A	A	A
	LA	LA	LA	LA	LA	LA	LA	LA	LA	LA	LA	LA	LA	LA	LA
	HA	HA	-	-	HA	HA	HA	HA	HA	HA	HA	HA	-	-	HA
	5	5	5	5	5	5	5	5	5	5	5	5	5	5	5
	R10	R9	N.C.	N.C.	R10	R9	R10	R11	R11	R10	N.C.	N.C.	N.C.	N.C.	R11
	B	A	0	0	B	A	B	C	C	B	0	0	0	0	C
	≥ 36 Dry ≥ 36 Wet	(●)	≥ 36 Dry ≥ 24 Wet	≥ 36 Dry ≤ 24 Wet	≥ 36 Dry ≥ 36 Wet	(●)	≥ 36 Dry ≥ 36 Wet	≥ 36 Dry ≥ 36 Wet	≥ 36 Dry ≥ 36 Wet	≥ 36 Dry ≥ 36 Wet	≥ 36 Dry ≤ 24 Wet	≥ 36 Dry ≤ 24 Wet	≥ 36 Dry ≤ 24 Wet	≥ 36 Dry ≤ 24 Wet	≥ 36 Dry ≥ 36 Wet
	Class P3	(●●)	-	-	Class P3	(●●)	Class P3	Class P4	Class P4	Class P3	-	-	-	-	Class P4
	Class C2	(●●●)	-	-	Class C2	(●●●)	Class C2	Class C3	Class C3	Class C2	-	-	-	-	Class C3
	> 0,40 Asciutto > 0,40 Bagnato	> 0,40 Asciutto > 0,40 Bagnato	> 0,40 Asciutto < 0,40 Bagnato	> 0,40 Asciutto < 0,40 Bagnato	> 0,40 Asciutto > 0,40 Bagnato	> 0,40 Asciutto > 0,40 Bagnato	> 0,40 Asciutto > 0,40 Bagnato	> 0,40 Asciutto > 0,40 Bagnato	> 0,40 Asciutto > 0,40 Bagnato	> 0,40 Asciutto > 0,40 Bagnato	> 0,40 Asciutto < 0,40 Bagnato	> 0,40 Asciutto < 0,40 Bagnato	> 0,40 Asciutto < 0,40 Bagnato	> 0,40 Asciutto < 0,40 Bagnato	> 0,40 Asciutto > 0,40 Bagnato
	wet DCOF ≥ 0,50	wet DCOF ≥ 0,42	dry DCOF ≥ 0,42	dry DCOF ≥ 0,42	wet DCOF ≥ 0,50	wet DCOF ≥ 0,42	wet DCOF ≥ 0,50	wet DCOF ≥ 0,55	wet DCOF ≥ 0,55	wet DCOF ≥ 0,50	dry DCOF ≥ 0,42	dry DCOF ≥ 0,42	dry DCOF ≥ 0,42	dry DCOF ≥ 0,42	wet DCOF ≥ 0,55

(●) PTV ≥ 36 Wet on demand - su richiesta (●●) P3 on demand - su richiesta (●●●) C2 on demand - su richiesta



PRODUCT
FINDER



SURFACE
RANGE



COMPANY



COLLECTIONS



LARGE SIZES



SLABS FOR
COURTERTOPS
& FURNITURE



FURNITURE



FACADES



TECHNICAL
SPECIFICATIONS



Porcelain tiles technical features

			Requirements for nominal size N Requisiti per dimensione nominale N			NORDE			
			7 cm ≤ N < 15 cm (mm)	N ≥ 15 cm (%) (mm)		Matte Sensitech ± 9 mm	Grip Sensitech ± 9 mm	Roccia ± 9 mm	Outdoor Sensitech ± 20 mm
Regularity characteristics	Length and width Lunghezza e larghezza	ISO 10545-2	± 0.9 (*) Non-rect. ± 0.4 (*) Rect.	± 0.6 (*) Non-rect. ± 0.3 (*) Rect.	± 2.0 (*) Non-rect. ± 1.0 (*) Rect.	Suitable for Conforme	Suitable for Conforme	Suitable for Conforme	Suitable for Conforme
	Thickness Spessore		± 0.5 (**)	± 0.5 (**)	± 0.5 (**)	Suitable for Conforme	Suitable for Conforme	Suitable for Conforme	Suitable for Conforme
	Straightness of sides Rettilineità degli spigoli		± 0.8 (***) Non-rect. ± 0.4 (***) Rect.	± 0.5 (***) Non-rect. ± 0.3 (***) Rect.	± 1.5 (***) Non-rect. ± 0.8 (***) Rect.	Suitable for Conforme	Suitable for Conforme	Suitable for Conforme	Suitable for Conforme
Structural characteristics	Rectangularity (Measurement only on short edges when L/l ≥ 3) Ortogonalità (Misurazione da condurre solo sui lati corti quando L/l ≥ 3)	ISO 10545-2	± 0.8 (****) Non-rect. ± 0.4 (****) Rect.	± 0.5 (****) Non-rect. ± 0.3 (****) Rect.	± 2.0 (****) Non-rect. ± 1.5 (****) Rect.	Suitable for Conforme	Suitable for Conforme	Suitable for Conforme	Suitable for Conforme
	Surface flatness Planarità		c.c. ± 0.8 Non-rect. c.c. ± 0.6 Rect.	c.c. ± 0.5 Non-rect. c.c. ± 0.4 Rect.	c.c. ± 2.0 Non-rect. c.c. ± 1.8 Rect.	Not applicable to 'strong' structures Non applicabile a strutturati forti Not applicable to 'strong' structures Non applicabile a strutturati forti			
			e.c. ± 0.8 Non-rect. e.c. ± 0.6 Rect.	e.c. ± 0.5 Non-rect. e.c. ± 0.4 Rect.	e.c. ± 2.0 Non-rect. e.c. ± 1.8 Rect.				
	w. ± 0.8 Non-rect. w. ± 0.6 Rect.	w. ± 0.5 Non-rect. w. ± 0.4 Rect.	w. ± 2.0 Non-rect. w. ± 1.8 Rect.						
Bulk mechanical characteristics	Water absorption (in % by mass) Massa d'acqua assorbita (come % della massa)	ISO 10545-3	E _s ≤ 0.5% Individual max 0.6% E _s ≤ 0.5% Valore max singolo 0.6%			≤ 0.1 %	≤ 0.1 %	≤ 0.1 %	≤ 0.1 %
	Breaking strength Sforzo di rottura	ASTM C373-18	Requirement ANSI A137.1 Water Absorption Max ≤ 0.5%			≤ 0.5 %	≤ 0.5 %	≤ 0.5 %	≤ 0.5 %
Surface mechanical characteristics	Modulus of rupture Resistenza alla flessione	ISO 10545-4	S ≥ 700N (for thickness < 7.5 mm - per spessore < 7.5 mm) S ≥ 1300N (for thickness ≥ 7.5 mm - per spessore ≥ 7.5 mm)			S ≥ 1500 N	S ≥ 1500 N	S ≥ 1500 N	S ≥ 10000 N
	Bending strength and breaking load Resistenza a flessione e al carico di rottura (4)(5)	EN 1339 Annex F	R ≥ 35 N/mm ²			R ≥ 40 N/mm ²	R ≥ 40 N/mm ²	R ≥ 40 N/mm ²	R ≥ 45 N/mm ²
	Impact resistance, as coefficient of restitution Resistenza all'impatto, espresso come coefficiente di restituzione	ISO 10545-5	Declared value Valore dichiarato			≥ 0.55	≥ 0.55	≥ 0.55	≥ 0.55
Thermal and hygrometric characteristics	Resistance to deep abrasion of unglazed tiles (removed volume) Resistenza all'abrasione profonda delle piastrelle non smaltate (volume materiale asportato)	ISO 10545-6	≤ 175 mm ³			≤ 150 mm ³	≤ 150 mm ³	≤ 150 mm ³	≤ 150 mm ³
	Coefficient of thermal linear expansion Coefficiente di dilatazione termica lineare	ISO 10545-8	Declared value Valore dichiarato			≤ 7 MK ⁻¹	≤ 7 MK ⁻¹	≤ 7 MK ⁻¹	≤ 7 MK ⁻¹
	Thermal shock resistance Resistenza agli sbalzi termici	ISO 10545-9	Pass according to EN ISO 10545-1 Test superato in accordo con ISO 10545-1			Resistant Resiste	Resistant Resiste	Resistant Resiste	Resistant Resiste
Physical properties	Moisture expansion (mm/m) Dilatazione all'umidità (mm/m)	ISO 10545-10	Declared value Valore dichiarato			≤ 0.01% (0,1mm/m)	≤ 0.01% (0,1mm/m)	≤ 0.01% (0,1mm/m)	≤ 0.01% (0,1mm/m)
	Frost resistance Resistenza al gelo	ISO 10545-12	Pass according to EN ISO 10545-1 Test superato in accordo con ISO 10545-1			Resistant Resiste	Resistant Resiste	Resistant Resiste	Resistant Resiste
	Bond strength/adhesion for improved cementitious adhesives Adesione a trazione con adesivi cementizi migliorati	EN 12004-2	Declared value Valore dichiarato			≥ 1.0 N/mm ² (Class C2 - EN 12004)	≥ 1.0 N/mm ² (Class C2 - EN 12004)	≥ 1.0 N/mm ² (Class C2 - EN 12004)	≥ 1.0 N/mm ² (Class C2 - EN 12004)
Chemical characteristics	Reaction to fire Reazione al fuoco	-	Class A1 or A1 _f Classe A1 oppure A1 _f			A1 - A1 _f	A1 - A1 _f	A1 - A1 _f	A1 - A1 _f
	Resistance to household chemicals and swimming pool salts Resistenza ai prodotti chimici di uso domestico ed agli additivi per piscina	ISO 10545-13	Minimum Class B Classe minima B			A	A	A	A
	Resistance to low concentrations of acids and alkalis Resistenza a basse concentrazioni di acidi e alcali		Declared Class Classe dichiarata			LA	LA	LA	LA
	Resistance to high concentrations of acids and alkalis Resistenza ad alte concentrazioni di acidi e alcali		Declared Class Classe dichiarata			HA	HA	HA	HA
Resistance to staining, for unglazed tiles Resistenza alle macchie per piastrelle non smaltate	ISO 10545-14	Declared Class Classe dichiarata			5	5	5	5	
Safety characteristics (1)(2)	Shod Ramp Test Metodo della rampa "calzato"	DIN EN 16165 ANNEX B (EX DIN 51130)	Declared value Valore dichiarato			R10	R11	R12	R11
	Barefoot Ramp Test Metodo della rampa a piedi nudi	DIN EN 16165 ANNEX A (EX DIN 51097)	Declared value Valore dichiarato			B	C	C	C
	Pendulum Friction Test Metodo del Pendolo	AS 4586	PTV ≥ 36 classifies the surface as 'low slip risk'			≥ 36 Dry ≥ 36 Wet	≥ 36 Dry ≥ 36 Wet	≥ 36 Dry ≥ 36 Wet	≥ 36 Dry ≥ 36 Wet
		BS EN 16165 ANNEX C (EX BS 7976)	Declared value Valore dichiarato			Class P3	Class P4	Class P4	Class P4
		UNE EN 16165 ANNEX C (EX UNE 41901 EX 2017)	Declared value Valore dichiarato			Class C2	Class C3	Class C3	Class C3
		B.C.R.A. Rep CEC/81	D.M. 236/89 del 14/06/89 μ > 0,40 per elemento scivolante cuoio su pavimentazione asciutta μ > 0,40 per elemento scivolante gomma dura su pavimentazione bagnata			> 0,40 Asciutto > 0,40 Bagnato	> 0,40 Asciutto > 0,40 Bagnato	> 0,40 Asciutto > 0,40 Bagnato	> 0,40 Asciutto > 0,40 Bagnato
		ANSI A 326.3	-			wet DCOF ≥ 0.50	wet DCOF ≥ 0.55	wet DCOF ≥ 0.55	wet DCOF ≥ 0.55

PRISM					TRUST			VENTI BOOST	
Matte Sensitech ± 9 mm	Matte ± 6 mm	Silk ± 9 mm	Grip Sensitech ± 9 mm	Outdoor Sensitech ± 20 mm	Matte Sensitech ± 9 mm	Grip Sensitech ± 9 mm	Outdoor Sensitech ± 20 mm	Matte (Cold e Warm)	
Suitable for Conforme	Suitable for Conforme	Suitable for Conforme	Suitable for Conforme	Suitable for Conforme	Suitable for Conforme	Suitable for Conforme	Suitable for Conforme	Suitable for Conforme	
Suitable for Conforme	Suitable for Conforme	Suitable for Conforme	Suitable for Conforme	Suitable for Conforme	Suitable for Conforme	Suitable for Conforme	Suitable for Conforme	Suitable for Conforme	
Suitable for Conforme	Suitable for Conforme	Suitable for Conforme	Suitable for Conforme	Suitable for Conforme	Suitable for Conforme	Suitable for Conforme	Suitable for Conforme	Suitable for Conforme	
Suitable for Conforme	Suitable for Conforme	Suitable for Conforme	Suitable for Conforme	Suitable for Conforme	Suitable for Conforme	Suitable for Conforme	Suitable for Conforme	Suitable for Conforme	
Suitable for Conforme	Suitable for Conforme	Suitable for Conforme	Suitable for Conforme	Suitable for Conforme	Suitable for Conforme	Suitable for Conforme	Suitable for Conforme	Suitable for Conforme	
Suitable for Conforme	Suitable for Conforme	Suitable for Conforme	Suitable for Conforme	Suitable for Conforme	Suitable for Conforme	Suitable for Conforme	Suitable for Conforme	Suitable for Conforme	
Suitable for Conforme	Suitable for Conforme	Suitable for Conforme	Suitable for Conforme	Suitable for Conforme	Suitable for Conforme	Suitable for Conforme	Suitable for Conforme	Suitable for Conforme	
Suitable for Conforme	Suitable for Conforme	Suitable for Conforme	Suitable for Conforme	Suitable for Conforme	Suitable for Conforme	Suitable for Conforme	Suitable for Conforme	Suitable for Conforme	
Suitable for Conforme	Suitable for Conforme	Suitable for Conforme	Suitable for Conforme	Suitable for Conforme	Suitable for Conforme	Suitable for Conforme	Suitable for Conforme	Suitable for Conforme	
Suitable for Conforme	Suitable for Conforme	Suitable for Conforme	Suitable for Conforme	Suitable for Conforme	Suitable for Conforme	Suitable for Conforme	Suitable for Conforme	Suitable for Conforme	
Suitable for Conforme	Suitable for Conforme	Suitable for Conforme	Suitable for Conforme	Suitable for Conforme	Suitable for Conforme	Suitable for Conforme	Suitable for Conforme	Suitable for Conforme	
Suitable for Conforme	Suitable for Conforme	Suitable for Conforme	Suitable for Conforme	Suitable for Conforme	Suitable for Conforme	Suitable for Conforme	Suitable for Conforme	Suitable for Conforme	
Suitable for Conforme	Suitable for Conforme	Suitable for Conforme	Suitable for Conforme	Suitable for Conforme	Suitable for Conforme	Suitable for Conforme	Suitable for Conforme	Suitable for Conforme	
Suitable for Conforme	Suitable for Conforme	Suitable for Conforme	Suitable for Conforme	Suitable for Conforme	Suitable for Conforme	Suitable for Conforme	Suitable for Conforme	Suitable for Conforme	
Suitable for Conforme	Suitable for Conforme	Suitable for Conforme	Suitable for Conforme	Suitable for Conforme	Suitable for Conforme	Suitable for Conforme	Suitable for Conforme	Suitable for Conforme	
Suitable for Conforme	Suitable for Conforme	Suitable for Conforme	Suitable for Conforme	Suitable for Conforme	Suitable for Conforme	Suitable for Conforme	Suitable for Conforme	Suitable for Conforme	
Suitable for Conforme	Suitable for Conforme	Suitable for Conforme	Suitable for Conforme	Suitable for Conforme	Suitable for Conforme	Suitable for Conforme	Suitable for Conforme	Suitable for Conforme	
Suitable for Conforme	Suitable for Conforme	Suitable for Conforme	Suitable for Conforme	Suitable for Conforme	Suitable for Conforme	Suitable for Conforme	Suitable for Conforme	Suitable for Conforme	
Suitable for Conforme	Suitable for Conforme	Suitable for Conforme	Suitable for Conforme	Suitable for Conforme	Suitable for Conforme	Suitable for Conforme	Suitable for Conforme	Suitable for Conforme	
Suitable for Conforme	Suitable for Conforme	Suitable for Conforme	Suitable for Conforme	Suitable for Conforme	Suitable for Conforme	Suitable for Conforme	Suitable for Conforme	Suitable for Conforme	
Suitable for Conforme	Suitable for Conforme	Suitable for Conforme	Suitable for Conforme	Suitable for Conforme	Suitable for Conforme	Suitable for Conforme	Suitable for Conforme	Suitable for Conforme	
Suitable for Conforme	Suitable for Conforme	Suitable for Conforme	Suitable for Conforme	Suitable for Conforme	Suitable for Conforme	Suitable for Conforme	Suitable for Conforme	Suitable for Conforme	
Suitable for Conforme	Suitable for Conforme	Suitable for Conforme	Suitable for Conforme	Suitable for Conforme	Suitable for Conforme	Suitable for Conforme	Suitable for Conforme	Suitable for Conforme	
Suitable for Conforme	Suitable for Conforme	Suitable for Conforme	Suitable for Conforme	Suitable for Conforme	Suitable for Conforme	Suitable for Conforme	Suitable for Conforme	Suitable for Conforme	
Suitable for Conforme	Suitable for Conforme	Suitable for Conforme	Suitable for Conforme	Suitable for Conforme	Suitable for Conforme	Suitable for Conforme	Suitable for Conforme	Suitable for Conforme	
Suitable for Conforme	Suitable for Conforme	Suitable for Conforme	Suitable for Conforme	Suitable for Conforme	Suitable for Conforme	Suitable for Conforme	Suitable for Conforme	Suitable for Conforme	
Suitable for Conforme	Suitable for Conforme	Suitable for Conforme	Suitable for Conforme	Suitable for Conforme	Suitable for Conforme	Suitable for Conforme	Suitable for Conforme	Suitable for Conforme	
Suitable for Conforme	Suitable for Conforme	Suitable for Conforme	Suitable for Conforme	Suitable for Conforme	Suitable for Conforme	Suitable for Conforme	Suitable for Conforme	Suitable for Conforme	
Suitable for Conforme	Suitable for Conforme	Suitable for Conforme	Suitable for Conforme	Suitable for Conforme	Suitable for Conforme	Suitable for Conforme	Suitable for Conforme	Suitable for Conforme	
Suitable for Conforme	Suitable for Conforme	Suitable for Conforme	Suitable for Conforme	Suitable for Conforme	Suitable for Conforme	Suitable for Conforme	Suitable for Conforme	Suitable for Conforme	
Suitable for Conforme	Suitable for Conforme	Suitable for Conforme	Suitable for Conforme	Suitable for Conforme	Suitable for Conforme	Suitable for Conforme	Suitable for Conforme	Suitable for Conforme	
Suitable for Conforme	Suitable for Conforme	Suitable for Conforme	Suitable for Conforme	Suitable for Conforme	Suitable for Conforme	Suitable for Conforme	Suitable for Conforme	Suitable for Conforme	
Suitable for Conforme	Suitable for Conforme	Suitable for Conforme	Suitable for Conforme	Suitable for Conforme	Suitable for Conforme	Suitable for Conforme	Suitable for Conforme	Suitable for Conforme	
Suitable for Conforme	Suitable for Conforme	Suitable for Conforme	Suitable for Conforme	Suitable for Conforme	Suitable for Conforme	Suitable for Conforme	Suitable for Conforme	Suitable for Conforme	
Suitable for Conforme	Suitable for Conforme	Suitable for Conforme	Suitable for Conforme	Suitable for Conforme	Suitable for Conforme	Suitable for Conforme	Suitable for Conforme	Suitable for Conforme	
Suitable for Conforme	Suitable for Conforme	Suitable for Conforme	Suitable for Conforme	Suitable for Conforme	Suitable for Conforme	Suitable for Conforme	Suitable for Conforme	Suitable for Conforme	
Suitable for Conforme	Suitable for Conforme	Suitable for Conforme	Suitable for Conforme	Suitable for Conforme	Suitable for Conforme	Suitable for Conforme	Suitable for Conforme	Suitable for Conforme	
Suitable for Conforme	Suitable for Conforme	Suitable for Conforme	Suitable for Conforme	Suitable for Conforme	Suitable for Conforme	Suitable for Conforme	Suitable for Conforme	Suitable for Conforme	
Suitable for Conforme	Suitable for Conforme	Suitable for Conforme	Suitable for Conforme	Suitable for Conforme	Suitable for Conforme	Suitable for Conforme	Suitable for Conforme	Suitable for Conforme	
Suitable for Conforme	Suitable for Conforme	Suitable for Conforme	Suitable for Conforme	Suitable for Conforme	Suitable for Conforme	Suitable for Conforme	Suitable for Conforme	Suitable for Conforme	
Suitable for Conforme	Suitable for Conforme	Suitable for Conforme	Suitable for Conforme	Suitable for Conforme	Suitable for Conforme	Suitable for Conforme	Suitable for Conforme	Suitable for Conforme	
Suitable for Conforme	Suitable for Conforme	Suitable for Conforme	Suitable for Conforme	Suitable for Conforme	Suitable for Conforme	Suitable for Conforme	Suitable for Conforme	Suitable for Conforme	
Suitable for Conforme	Suitable for Conforme	Suitable for Conforme	Suitable for Conforme	Suitable for Conforme	Suitable for Conforme	Suitable for Conforme	Suitable for Conforme	Suitable for Conforme	
Suitable for Conforme	Suitable for Conforme	Suitable for Conforme	Suitable for Conforme	Suitable for Conforme	Suitable for Conforme	Suitable for Conforme	Suitable for Conforme	Suitable for Conforme	
Suitable for Conforme	Suitable for Conforme	Suitable for Conforme	Suitable for Conforme	Suitable for Conforme	Suitable for Conforme	Suitable for Conforme	Suitable for Conforme	Suitable for Conforme	
Suitable for Conforme	Suitable for Conforme	Suitable for Conforme	Suitable for Conforme	Suitable for Conforme	Suitable for Conforme	Suitable for Conforme	Suitable for Conforme	Suitable for Conforme	
Suitable for Conforme	Suitable for Conforme	Suitable for Conforme	Suitable for Conforme	Suitable for Conforme	Suitable for Conforme	Suitable for Conforme	Suitable for Conforme	Suitable for Conforme	
Suitable for Conforme	Suitable for Conforme	Suitable for Conforme	Suitable for Conforme	Suitable for Conforme	Suitable for Conforme	Suitable for Conforme	Suitable for Conforme	Suitable for Conforme	
Suitable for Conforme	Suitable for Conforme	Suitable for Conforme	Suitable for Conforme	Suitable for Conforme	Suitable for Conforme	Suitable for Conforme	Suitable for Conforme	Suitable for Conforme	
Suitable for Conforme	Suitable for Conforme	Suitable for Conforme	Suitable for Conforme	Suitable for Conforme	Suitable for Conforme	Suitable for Conforme	Suitable for Conforme	Suitable for Conforme	
Suitable for Conforme	Suitable for Conforme	Suitable for Conforme	Suitable for Conforme	Suitable for Conforme	Suitable for Conforme	Suitable for Conforme	Suitable for Conforme	Suitable for Conforme	
Suitable for Conforme	Suitable for Conforme	Suitable for Conforme	Suitable for Conforme	Suitable for Conforme	Suitable for Conforme	Suitable for Conforme	Suitable for Conforme	Suitable for Conforme	
Suitable for Conforme	Suitable for Conforme	Suitable for Conforme	Suitable for Conforme	Suitable for Conforme	Suitable for Conforme	Suitable for Conforme	Suitable for Conforme	Suitable for Conforme	
Suitable for Conforme	Suitable for Conforme	Suitable for Conforme	Suitable for Conforme	Suitable for Conforme	Suitable for Conforme	Suitable for Conforme	Suitable for Conforme	Suitable for Conforme	
Suitable for Conforme	Suitable for Conforme	Suitable for Conforme	Suitable for Conforme	Suitable for Conforme	Suitable for Conforme	Suitable for Conforme	Suitable for Conforme	Suitable for Conforme	
Suitable for Conforme	Suitable for Conforme	Suitable for Conforme	Suitable for Conforme	Suitable for Conforme	Suitable for Conforme	Suitable for Conforme	Suitable for Conforme	Suitable for Conforme	
Suitable for Conforme	Suitable for Conforme	Suitable for Conforme	Suitable for Conforme	Suitable for Conforme	Suitable for Conforme	Suitable for Conforme	Suitable for Conforme	Suitable for Conforme	
Suitable for Conforme	Suitable for Conforme	Suitable for Conforme	Suitable for Conforme	Suitable for Conforme	Suitable for Conforme	Suitable for Conforme	Suitable for Conforme	Suitable for Conforme	
Suitable for Conforme	Suitable for Conforme	Suitable for Conforme	Suitable for Conforme	Suitable for Conforme	Suitable for Conforme	Suitable for Conforme	Suitable for Conforme	Suitable for Conforme	
Suitable for Conforme	Suitable for Conforme	Suitable for Conforme	Suitable for Conforme	Suitable for Conforme	Suitable for Conforme	Suitable for Conforme	Suitable for Conforme	Suitable for Conforme	
Suitable for Conforme	Suitable for Conforme	Suitable for Conforme	Suitable for Conforme	Suitable for Conforme	Suitable for Conforme	Suitable for Conforme	Suitable for Conforme	Suitable for Conforme	
Suitable for Conforme	Suitable for Conforme	Suitable for Conforme	Suitable for Conforme	Suitable for Conforme	Suitable for Conforme	Suitable for Conforme	Suitable for Conforme	Suitable for Conforme	
Suitable for Conforme	Suitable for Conforme	Suitable for Conforme	Suitable for Conforme	Suitable for Conforme	Suitable for Conforme	Suitable for Conforme	Suitable for Conforme	Suitable for Conforme	
Suitable for Conforme	Suitable for Conforme	Suitable for Conforme	Suitable for Conforme	Suitable for Conforme	Suitable for Conforme	Suitable for Conforme	Suitable for Conforme	Suitable for Conforme	
Suitable for Conforme	Suitable for Conforme	Suitable for Conforme	Suitable for Conforme	Suitable for Conforme	Suitable for Conforme	Suitable for Conforme	Suitable for Conforme	Suitable for Conforme	
Suitable for Conforme	Suitable for Conforme</								

Wall Tiles

Technical Specification

Complies with	EN 14411 (ISO 13006)	Appendix	L	Group	BIII
Conforme alla norma	EN 14411 (ISO 13006)	Appendice	L	Gruppo	BIII
Conforme à la norme	EN 14411 (ISO 13006)	Appendice	L	Groupe	BIII
Entsprechend	EN 14411 (ISO 13006)	Anhang	L	Gruppe	BIII
Conforme a la norma	EN 14411 (ISO 13006)	Apéndice	L	Grupo	BIII
Соответствует норме	EN 14411 (ISO 13006)	Приложение	L	Группа	BIII

^(*) **The permissible deviation, in % or mm, of the average size for each tile (2 or 4 sides) from work size (WS).**

Deviazione ammissibile, in % oppure mm, della dimensione media di ogni piastrella (2 oppure 4 lati) dalla dimensione di fabbricazione (WS).

^(**) **The permissible deviation, in % or mm, of the average thickness for each tile from the work size thickness (WS).**

Deviazione ammissibile, in % oppure mm, dello spessore medio di ogni piastrella dallo spessore riportato nella dimensione di fabbricazione (WS).

^(***) **The maximum permissible deviation from straightness, in % or mm, related to the corresponding work sizes (WS).**

Deviazione massima ammissibile di rettilineità, in % oppure mm, in rapporto alle dimensioni di fabbricazione (WS) corrispondenti.

^(****) **The maximum permissible deviation from rectangularity, in % or mm, related to the corresponding work sizes (WS).**

Deviazione massima ammissibile di ortogonalità, in % oppure mm, in rapporto alle dimensioni di fabbricazione (WS) corrispondenti.

c.c. **The maximum permissible deviation from centre curvature, in % or mm, related to diagonal calculated from the work sizes (WS).**

Deviazione massima ammissibile della curvatura del centro, in % oppure mm, in rapporto alla diagonale calcolata secondo le dimensioni di fabbricazione (WS).

e.c. **The maximum permissible deviation from edge curvature, in % or mm, related to the corresponding work sizes (WS).**

Deviazione massima ammissibile della curvatura dello spigolo, in % oppure mm, in rapporto alle dimensioni di fabbricazione (WS) corrispondenti.

w. **The maximum permissible deviation from warpage, in % or mm, related to diagonal calculated from the work sizes (WS).**

Deviazione massima ammissibile dello svergolamento, in % oppure mm, in rapporto alla diagonale calcolata secondo le dimensioni di fabbricazione (WS).

Technical feature symbols

Dimensions Dimensioni Dimensions Maße Tamaño Размер	ISO 10545-2		Length and width / Lunghezza e larghezza ^(*) Longuer et largeur / Länge und Breite / Longitud y anchura / Размеры сторон
			Thickness / Spessore ^(**) Epaisseur / Stärke / Grosor / Толщина
			Straightness of sides / Rettilineità degli spigoli ^(***) Rectitude des aretes / Kantengeradheit / Rectilineidad de las aristas / Кривизна сторон
			Rectangularity / Ortogonalità ^(****) Orthogonalite / Rechtwinkligkeit / Ortogonalidad / Косоугольность
Physical properties Proprietà fisiche Proprietes physiques Physikalische Eigenschaften Propiedades físicas Физические характеристики	ISO 10545-3		Water absorption / Massa d'acqua assorbita Masse d'eau absorbée / Aufgenommene Wassermasse / Peso de agua absorbida / Водопоглощение
			ISO 10545-4
	Modulus of rupture / Resistenza alla flessione Résistance à la flexion / Biegefestigkeit / Resistencia a la flexión / Устойчивость к изгибу		
	ISO 10545-8		Coefficient of thermal linear expansion / Coefficiente di dilatazione termica lineare Coefficient de dilatation thermique linéique / Lineare thermische Dehnung Coeficiente de dilatación térmica lineal / Коэффициент линейного расширения
			ISO 10545-9
	ISO 10545-10		
			ISO 10545-11
	EN 1348		
			-
	ISO 10545-13		
Resistance to low concentrations of acids and alkalis / Resistenza a basse concentrazioni di acidi e alcali Résistance aux acides et aux alcalis à basse concentration / Beständigkeit gegen niedrigkonzentrierte Säuren und Laugen Resistencia a los ácidos y bases de baja concentración / Сопротивление кислотам и щелочам низкой концентрации			
Chemical properties Proprietà chimiche Proprietes chimiques Chemische eigenschaften Propiedades quimicas Химические характеристики	ISO 10545-13		Resistance to high concentrations of acids and alkalis / Resistenza ad alte concentrazioni di acidi e alcali Résistance aux acides et aux alcalis à haute concentration / Beständigkeit gegen hochkonzentrierte Säuren und Laugen Resistencia a los ácidos y bases de alta concentración / Сопротивление кислотам и щелочам низкой концентрации
			ISO 10545-14
	ISO 10545-15		Release of dangerous substances: Cadmium (in mg/dm²) and Lead (in mg/dm²) Rilascio di sostanze pericolose: Cadmio (in mg/dm²) e Piombo (in mg/dm²) Emission de substances dangereuses: Cadmium (mg/dm²) et Plomb (mg/dm²) Emission von gefährlichen Stoffen: Cadmium (mg/dm²) und Blei (mg/dm²) Emisión de sustancias peligrosas: Cadmio (mg/dm²) y Plomo (mg/dm²) Выделение вредных веществ: кадмия (в мг/дм²) и свинца (в мг/дм²)

Technical features - Caratteristiche tecniche - Caractéristiques techniques - Technische Daten - Características técnicas - Технические характеристики

INDEX



PRODUCT
FINDER



SURFACE
RANGE



COMPANY



COLLECTIONS



LARGE SIZES



SLABS FOR
COUNTERTOPS
& FURNITURE



FURNITURE



FACADES



TECHNICAL
SPECIFICATIONS



Wall tiles technical features

		Requirements for nominal size N Requisiti per dimensione nominale N			3D WALL CARVE	3D WALL DESIGN SOLID	3D WALL PLASTER	APLOMB	
		7 cm ≤ N < 15 cm (mm)	N ≥ 15 cm (%)						
Dimensions Dimensioni Dimensions Maße Tamaño Размер	Length and width Lunghezza e larghezza	± 0.4 (*) Rect.	± 0.3 (*) Rect.	± 1.0 (*) Rect.	Suitable for Conforme	Suitable for Conforme	Suitable for Conforme	Suitable for Conforme	
		± 0.5 (**)	± 1.0 (**)	± 0.5 (**)	Suitable for Conforme	Suitable for Conforme	Suitable for Conforme	Suitable for Conforme	
		± 0.4 (***) Rect.	± 0.3 (***) Rect.	± 0.8 (***) Rect.	Suitable for Conforme	Suitable for Conforme	Suitable for Conforme	Suitable for Conforme	
	Straightness of sides Rettilineità degli spigoli	± 0.4 (****) Rect.	± 0.3 (****) Rect.	± 1.5 (****) Rect.	Suitable for Conforme	Suitable for Conforme	Suitable for Conforme	Suitable for Conforme	
		c.c. ± 0.6 Rect.	c.c. ± 0.4 Rect.	c.c. ± 1.8 Rect.	Suitable for Conforme	Suitable for Conforme	Suitable for Conforme	Suitable for Conforme	
	Rectangularity Ortogonalità	ISO 10545-2	± 0.4 (****) Rect.	± 0.3 (****) Rect.	± 1.5 (****) Rect.	Suitable for Conforme	Suitable for Conforme	Suitable for Conforme	Suitable for Conforme
Surface flatness Planarità	ISO 10545-2	e.c. ± 0.6 Rect.	e.c. ± 0.4 Rect.	e.c. ± 1.8 Rect.	Suitable for Conforme	Suitable for Conforme	Suitable for Conforme	Suitable for Conforme	
		w. ± 0.6 Rect.	w. ± 0.4 Rect.	w. ± 1.8 Rect.	3D WALL Not applicable Non applicabile	3D WALL Not applicable Non applicabile	3D WALL Not applicable Non applicabile	Suitable for Conforme	
Physical properties Proprietà fisiche Proprietés physiques Physikalische Eigenschaften Propiedades físicas Физические характеристики	Water absorption (in% by mass) Massa d'acqua assorbita (come % della massa)	ISO 10545-3	Average >10%. When the average > 20%, this shall be indicated. Individual value > 9% Media >10%. Se questo valore > 20%, deve essere indicato. Valore Singolo > 9%			10% < E _v ≤ 20 %	10% < E _v ≤ 20 %	10% < E _v ≤ 20 %	10% < E _v ≤ 20 %
		ISO 10545-4	S ≥ 600 N			S ≥ 600 N	S ≥ 600 N	S ≥ 600 N	S ≥ 600 N
	Breaking strength Sforzo di rottura	R ≥ 15 N/mm ²			R ≥ 15 N/mm ²	R ≥ 15 N/mm ²	R ≥ 15 N/mm ²	R ≥ 15 N/mm ²	R ≥ 15 N/mm ²
	Modulus of rupture Resistenza alla flessione	Declared value Valore dichiarato			≤ 7MK ⁻¹	≤ 7 MK ⁻¹	≤ 7 MK ⁻¹	≤ 7 MK ⁻¹	≤ 7 MK ⁻¹
	Coefficient of thermal linear expansion Coefficiente di dilatazione termica lineare	ISO 10545-9	Pass according to ISO 10545-1 Test superato in accordo con ISO 10545-1			Resistant Resiste	Resistant Resiste	Resistant Resiste	Resistant Resiste
	Thermal shock resistance Resistenza agli sbalzi termici	ISO 10545-10	Declared value Valore dichiarato			≤ 0,06% (0,6mm/m)	≤ 0,06% (0,6mm/m)	≤ 0,06% (0,6mm/m)	≤ 0,06% (0,6mm/m)
	Moisture expansion (in mm/m) Dilatazione all'umidità (in mm/m)	ISO 10545-11	Pass according to EN ISO 10545-1 Test superato in accordo con ISO 10545-1			Resistant Resiste	Resistant Resiste	Resistant Resiste	Resistant Resiste
	Crazing resistance Resistenza al cavillo	EN 1348	Declared value Valore dichiarato			≥ 10 N/mm ² (Class C2 - EN 12004)	≥ 10 N/mm ² (Class C2 - EN 12004)	≥ 10 N/mm ² (Class C2 - EN 12004)	≥ 10 N/mm ² (Class C2 - EN 12004)
Chemical properties Proprietà chimiche Proprietés chimiques Physikalische Eigenschaften Propiedades químicas Химические характеристики	Resistance to household chemicals and swimming pool salts Resistenza ai prodotti chimici di uso domestico ed agli additivi per piscina	Minimum Class B Classe minima B			A	A	A	A	
		Declared Class Classe dichiarata			LA	LA	LA	LA	
	Resistance to low concentrations of acids and alkalis Resistenza a basse concentrazioni di acidi e alcali	Declared Class Classe dichiarata			HA	HA	HA	HA	
		Declared Class Classe dichiarata			HA	HA	HA	HA	
	Resistance to staining Resistenza alle macchie	ISO 10545-14	Minimum Class 3 Classe 3 minima			5	5	5	5
Release of dangerous substances: Cadmium (in mg/dm ²) and Lead (in mg/dm ²) Rilascio di sostanze pericolose: Cadmio (in mg/dm ²) e Piombo (in mg/dm ²)	ISO 10545-15	Declared value Valore dichiarato			≤ 0,01 mg/dm ² Cd ≤ 0,1 mg/dm ² Pb	≤ 0,01 mg/dm ² Cd ≤ 0,1 mg/dm ² Pb	≤ 0,01 mg/dm ² Cd ≤ 0,1 mg/dm ² Pb	≤ 0,01 mg/dm ² Cd ≤ 0,1 mg/dm ² Pb	

*) The permissible deviation, in % or mm, of the average size for each tile (2 or 4 sides) from work size (WS).
Deviazione ammissibile, in % oppure mm, della dimensione media di ogni piastrella (2 oppure 4 lati) dalla dimensione di fabbricazione (WS).

**) The permissible deviation, in % or mm, of the average thickness for each tile from the work size thickness (WS).
Deviazione ammissibile, in % oppure mm, dello spessore medio di ogni piastrella dallo spessore riportato nella dimensione di fabbricazione (WS).

***) The maximum permissible deviation from straightness, in % or mm, related to the corresponding work sizes (WS).
Deviazione massima ammissibile di rettilineità, in % oppure mm, in rapporto alle dimensioni di fabbricazione (WS) corrispondenti.

****) The maximum permissible deviation from rectangularity, in % or mm, related to the corresponding work sizes (WS).
Deviazione massima ammissibile di ortogonalità, in % oppure mm, in rapporto alle dimensioni di fabbricazione (WS) corrispondenti.

Technical feature - Caratteristiche tecniche - Caractéristiques techniques - Technische Daten - Características técnicas - Технические характеристики


ARTY	BOOST	BOOST COLOR	BOOST NATURAL	BOOST PRO	BRAVE	LIMS	MARVEL	MARVEL PRO	MARVEL SHINE	MARVEL STONE	PRISM
Matte	Matte	Matte	Matte	Matte	Matte	Matte	Shiny	Shiny	Silk-Shiny	Matte-Shiny	Matte
Suitable for Conforme	Suitable for Conforme	Suitable for Conforme	Suitable for Conforme	Suitable for Conforme	Suitable for Conforme	Suitable for Conforme	Suitable for Conforme	Suitable for Conforme	Suitable for Conforme	Suitable for Conforme	Suitable for Conforme
Suitable for Conforme	Suitable for Conforme	Suitable for Conforme	Suitable for Conforme	Suitable for Conforme	Suitable for Conforme	Suitable for Conforme	Suitable for Conforme	Suitable for Conforme	Suitable for Conforme	Suitable for Conforme	Suitable for Conforme
Suitable for Conforme	Suitable for Conforme	Suitable for Conforme	Suitable for Conforme	Suitable for Conforme	Suitable for Conforme	Suitable for Conforme	Suitable for Conforme	Suitable for Conforme	Suitable for Conforme	Suitable for Conforme	Suitable for Conforme
Suitable for Conforme	Suitable for Conforme	Suitable for Conforme	Suitable for Conforme	Suitable for Conforme	Suitable for Conforme	Suitable for Conforme	Suitable for Conforme	Suitable for Conforme	Suitable for Conforme	Suitable for Conforme	Suitable for Conforme
Suitable for Conforme	Suitable for Conforme	Suitable for Conforme	Suitable for Conforme	Suitable for Conforme	Suitable for Conforme	Suitable for Conforme	Suitable for Conforme	Suitable for Conforme	Suitable for Conforme	Suitable for Conforme	Suitable for Conforme
Suitable for Conforme	Suitable for Conforme	Suitable for Conforme	Suitable for Conforme	Suitable for Conforme	Suitable for Conforme	Suitable for Conforme	Suitable for Conforme	Suitable for Conforme	Suitable for Conforme	Suitable for Conforme	Suitable for Conforme
Suitable for Conforme	Suitable for Conforme	Suitable for Conforme	Suitable for Conforme	Suitable for Conforme	Suitable for Conforme	Suitable for Conforme	Suitable for Conforme	Suitable for Conforme	Suitable for Conforme	Suitable for Conforme	Suitable for Conforme
Suitable for Conforme	Suitable for Conforme	Suitable for Conforme	Suitable for Conforme	Suitable for Conforme	Suitable for Conforme	Suitable for Conforme	Suitable for Conforme	Suitable for Conforme	Suitable for Conforme	Suitable for Conforme	Suitable for Conforme
3D WALL Not applicable Non applicabile	3D WALL Not applicable Non applicabile	3D WALL Not applicable Non applicabile	3D WALL Not applicable Non applicabile	3D WALL Not applicable Non applicabile	3D WALL Not applicable Non applicabile	3D WALL Not applicable Non applicabile	Suitable for Conforme	3D WALL Not applicable Non applicabile	3D WALL Not applicable Non applicabile	3D WALL Not applicable Non applicabile	3D WALL Not applicable Non applicabile
10% < E _v ≤ 20 %	10% < E _v ≤ 20 %	10% < E _v ≤ 20 %	10% < E _v ≤ 20 %	10% < E _v ≤ 20 %	10% < E _v ≤ 20 %	10% < E _v ≤ 20 %	10% < E _v ≤ 20 %	10% < E _v ≤ 20 %	10% < E _v ≤ 20 %	10% < E _v ≤ 20 %	10% < E _v ≤ 20 %
S ≥ 600 N	S ≥ 600 N	S ≥ 600 N	S ≥ 600 N	S ≥ 600 N	S ≥ 600 N	S ≥ 600 N	S ≥ 600 N	S ≥ 600 N	S ≥ 600 N	S ≥ 600 N	S ≥ 600 N
R ≥ 15 N/mm ²	R ≥ 15 N/mm ²	R ≥ 15 N/mm ²	R ≥ 15 N/mm ²	R ≥ 15 N/mm ²	R ≥ 15 N/mm ²	R ≥ 15 N/mm ²	R ≥ 15 N/mm ²	R ≥ 15 N/mm ²	R ≥ 15 N/mm ²	R ≥ 15 N/mm ²	R ≥ 15 N/mm ²
≤ 7 MK ⁻¹	≤ 7 MK ⁻¹	≤ 7 MK ⁻¹	≤ 7 MK ⁻¹	≤ 7 MK ⁻¹	≤ 7 MK ⁻¹	≤ 7 MK ⁻¹	≤ 7 MK ⁻¹	≤ 7 MK ⁻¹	≤ 7 MK ⁻¹	≤ 7 MK ⁻¹	≤ 7 MK ⁻¹
Resistant Resiste	Resistant Resiste	Resistant Resiste	Resistant Resiste	Resistant Resiste	Resistant Resiste	Resistant Resiste	Resistant Resiste	Resistant Resiste	Resistant Resiste	Resistant Resiste	Resistant Resiste
≤ 0,06% (0,6mm/m)	≤ 0,06% (0,6mm/m)	≤ 0,06% (0,6mm/m)	≤ 0,06% (0,6mm/m)	≤ 0,06% (0,6mm/m)	≤ 0,06% (0,6mm/m)	≤ 0,06% (0,6mm/m)	≤ 0,06% (0,6mm/m)	≤ 0,06% (0,6mm/m)	≤ 0,06% (0,6mm/m)	≤ 0,06% (0,6mm/m)	≤ 0,06% (0,6mm/m)
Resistant Resiste	Resistant Resiste	Resistant Resiste	Resistant Resiste	Resistant Resiste	Resistant Resiste	Resistant Resiste	Resistant Resiste	Resistant Resiste	Resistant Resiste	Resistant Resiste	Resistant Resiste
≥ 10 N/mm ² (Class C2 - EN 12004)	≥ 10 N/mm ² (Class C2 - EN 12004)	≥ 10 N/mm ² (Class C2 - EN 12004)	≥ 10 N/mm ² (Class C2 - EN 12004)	≥ 10 N/mm ² (Class C2 - EN 12004)	≥ 10 N/mm ² (Class C2 - EN 12004)	≥ 10 N/mm ² (Class C2 - EN 12004)	≥ 10 N/mm ² (Class C2 - EN 12004)	≥ 10 N/mm ² (Class C2 - EN 12004)	≥ 10 N/mm ² (Class C2 - EN 12004)	≥ 10 N/mm ² (Class C2 - EN 12004)	≥ 10 N/mm ² (Class C2 - EN 12004)
A1	A1	A1	A1	A1	A1	A1	A1	A1	A1	A1	A1
A	A	A	A	A	A	A	A	A	A	A	A
LA	LA	LA	LA	LA	LA	LA	LA	LA	LA	LA	LA
HA	HA	HA	HA	HA	HA	HA	HA	HA	HA	HA	HA
5	5	5	5	5	5	5	5	5	5	5	5
≤ 0,01 mg/dm ² Cd ≤ 0,1 mg/dm ² Pb	≤ 0,01 mg/dm ² Cd ≤ 0,1 mg/dm ² Pb	≤ 0,01 mg/dm ² Cd ≤ 0,1 mg/dm ² Pb	≤ 0,01 mg/dm ² Cd ≤ 0,1 mg/dm ² Pb	≤ 0,01 mg/dm ² Cd ≤ 0,1 mg/dm ² Pb	≤ 0,01 mg/dm ² Cd ≤ 0,1 mg/dm ² Pb	≤ 0,01 mg/dm ² Cd ≤ 0,1 mg/dm ² Pb	≤ 0,01 mg/dm ² Cd ≤ 0,1 mg/dm ² Pb	≤ 0,01 mg/dm ² Cd ≤ 0,1 mg/dm ² Pb	≤ 0,01 mg/dm ² Cd ≤ 0,1 mg/dm ² Pb	≤ 0,01 mg/dm ² Cd ≤ 0,1 mg/dm ² Pb	≤ 0,01 mg/dm ² Cd ≤ 0,1 mg/dm ² Pb

c.c. The maximum permissible deviation from centre curvature, in % or mm, related to diagonal calculated from the work sizes (WS).
Deviazione massima ammissibile della curvatura del centro, in % oppure mm, in rapporto alla diagonale calcolata secondo le dimensioni di fabbricazione (WS).


e.c. The maximum permissible deviation from edge curvature, in % or mm, related to the corresponding work sizes (WS).
Deviazione massima ammissibile della curvatura dello spigolo, in % oppure mm, in rapporto alle dimensioni di fabbricazione (WS) corrispondenti.

w. The maximum permissible deviation from warpage, in % or mm, related to diagonal calculated from the work sizes (WS).
Deviazione massima ammissibile dello svergolamento, in % oppure mm, in rapporto alla diagonale calcolata secondo le dimensioni di fabbricazione (WS).


atlasPLAN Technical Specification



162x324 cm - 63^{3/4}"x127^{1/2}"
SINGLE SLAB NOT RECTIFIED



159x324 cm - 62^{3/4}"x127^{1/2}"
SINGLE SLAB NOT RECTIFIED



160x320 cm - 63"x126"
RECTIFIED MONOCALIBER

Complies with	EN 14411 (ISO 13006)	Appendix	G	Group	Bla
Conforme alla norma	EN 14411 (ISO 13006)	Appendice	G	Gruppo	Bla
Conforme à la norme	EN 14411 (ISO 13006)	Appendice	G	Groupe	Bla
Entsprechend	EN 14411 (ISO 13006)	Anhang	G	Gruppe	Bla
Conforme a la norma	EN 14411 (ISO 13006)	Apéndice	G	Grupo	Bla
Соответствует норме	EN 14411 (ISO 13006)	Приложение	G	Группа	Bla

(*) The permissible deviation, in % or mm, of the average size for each tile (2 or 4 sides) from work size (WS).

Deviazione ammissibile, in % oppure mm, della dimensione media di ogni piastrella (2 oppure 4 lati) dalla dimensione di fabbricazione (WS).

(**) The permissible deviation, in % or mm, of the average thickness for each tile from the work size thickness (WS).

Deviazione ammissibile, in % oppure mm, dello spessore medio di ogni piastrella dallo spessore riportato nella dimensione di fabbricazione (WS).

(***) The maximum permissible deviation from straightness, in % or mm, related to the corresponding work sizes (WS).

Deviazione massima ammissibile di rettilineità, in % oppure mm, in rapporto alle dimensioni di fabbricazione (WS) corrispondenti.

(****) The maximum permissible deviation from rectangularity, in % or mm, related to the corresponding work sizes (WS).

Deviazione massima ammissibile di ortogonalità, in % oppure mm, in rapporto alle dimensioni di fabbricazione (WS) corrispondenti.

c.c. The maximum permissible deviation from centre curvature, in % or mm, related to diagonal calculated from the work sizes (WS).

Deviazione massima ammissibile della curvatura del centro, in % oppure mm, in rapporto alla diagonale calcolata secondo le dimensioni di fabbricazione (WS).

e.c. The maximum permissible deviation from edge curvature, in % or mm, related to the corresponding work sizes (WS).

Deviazione massima ammissibile della curvatura dello spigolo, in % oppure mm, in rapporto alle dimensioni di fabbricazione (WS) corrispondenti.

w. The maximum permissible deviation from warpage, in % or mm, related to diagonal calculated from the work sizes (WS).

Deviazione massima ammissibile dello svergolamento, in % oppure mm, in rapporto alla diagonale calcolata secondo le dimensioni di fabbricazione (WS).

(1) Determination of slip resistance of pedestrian surfaces; it does not cover sports surfaces and road surfaces for vehicles (skid resistance).

Determinazione della resistenza allo scivolamento delle superfici pedonabili; non si applica alle pavimentazioni sportive ed alle pavimentazioni stradali veicolari.

(2) Anti-slip performance is guaranteed at the time of delivery of the product.

Le prestazioni anti-slip vengono garantite al momento della consegna del prodotto.

(3) However, tiles with a DCOF of 0.42 or greater are not necessarily suitable for all projects. The specifier shall determine tiles appropriate for specific project conditions, considering by way of example, but not in limitation, type of use, traffic, expected contaminants, expected maintenance, expected wear, and manufacturers' guidelines and recommendations.*

*For further details, please refer to outdoor design general catalogue. Per maggiori informazioni riferirsi al catalogo generale Outdoor Design.

(4) For further details, please refer to outdoor design general catalogue. Per maggiori informazioni riferirsi al catalogo generale Outdoor Design.

(5) Only for products with 20 mm thickness. Solo per prodotti a 20mm di spessore.

Technical features

			Requirements for nominal size N Requisiti per dimensione nominale N		162x324 cm - 63 ^{3/4} "x127 ^{1/2} " 159x324 cm - 62 ^{3/4} "x127 ^{1/2} " Not Rectified			160x320 cm - 63"x127" Rectified					
			N ≥ 15 cm		Silk	Matte Hammered Leathered	Polished Satin	Silk	Matte Hammered	Polished			
			(%)	(mm)									
Regularity characteristics	Length and width Lunghezza e larghezza	ISO 10545-2	± 0.3 (*)	± 1 (*)	N.A.			Suitable for Conforme					
			± 5 (**)	± 0.5 (**)	Suitable for Conforme			Suitable for Conforme					
	Straightness of sides Rettilineità degli spigoli	ISO 10545-2	± 0.3 (***)	± 0.8 (***)	N.A.			Suitable for Conforme					
			± 0.3 (****)	± 1.5 (****)	N.A.			Suitable for Conforme					
	Rectangularity (Measurement only on short edges when L/l ≥ 3) Ortogonalità (Misurazione da condurre solo sui lati corti quando L/l ≥ 3)			c.c. ± 0.4	c.c. ± 1.8	Suitable for Conforme			Suitable for Conforme				
Surface flatness Planarità			e.c. ± 0.4	e.c. ± 1.8									
			w. ± 0.4	w. ± 1.8									
			E _s ≤ 0.5% Individual max 0.6% E _s ≤ 0.5% Valore max singolo 0.6%		≤ 0.1 %			≤ 0.1 %					
Structural characteristics	Water absorption Massa d'acqua assorbita	ISO 10545-3	Requirement ANSI A137.1 Water Absorption Max ≤ 0.5%			≤ 0.5 %			≤ 0.5 %				
		ASTM C373-18											
Bulk mechanical characteristics	Breaking strength Sforzo di rottura	ISO 10545-4	S ≥ 700 N for thickness < 7,5mm per spessore < 7,5mm	S ≥ 1300 N for thickness ≥ 7,5mm per spessore ≥ 7,5mm	12 mm → S ≥ 3500N 20 mm → S ≥ 10000N			S ≥ 1000N					
			R ≥ 35 N/mm ²		R ≥ 40 N/mm ²			R ≥ 40 N/mm ²					
	Impact resistance, as coefficient of restitution Resistenza all'impatto, espresso come coefficiente di restituzione	ISO 10545-5	Declared value Valore dichiarato			≥ 0,55			≥ 0,55				
Resistance to deep abrasion of unglazed tiles (removed volume) Resistenza all'abrasione profonda delle piastrelle non smaltate (volume materiale asportato)			≤ 175 mm ³			Suitable for Conforme							
Surface mechanical characteristics	Coefficient of thermal linear expansion Coefficiente di dilatazione termica lineare	ISO 10545-8	Declared value Valore dichiarato			≤ 7 MK ⁻¹			≤ 7 MK ⁻¹				
			Thermal shock resistance Resistenza agli sbalzi termici	ISO 10545-9	Pass according to EN ISO 10545-1 Test superato in accordo con ISO 10545-1			Resistant Resiste			Resistant Resiste		
Moisture expansion (in mm/m) Dilatazione all'umidità (in mm/m)	ISO 10545-10	Declared value Valore dichiarato			≤ 0,01% (0,1mm/m)			≤ 0,01% (0,1mm/m)					
		Frost resistance Resistenza al gelo			ISO 10545-12	Pass according to EN ISO 10545-1 Test superato in accordo con ISO 10545-1			Resistant Resiste			Resistant Resiste	
Physical properties	Bond strength/adhesion for improved cementitious adhesives Adesione a trazione con adesivi cementizi migliorati		EN 1348	Declared value Valore dichiarato			≥ 1.0 N/mm ² (Class C2 - EN 12004)			≥ 1.0 N/mm ² (Class C2 - EN 12004)			
		Reaction to fire Reazione al fuoco		-	A1 or Afl			A1 without fiberglass - A2 with fiberglass			A1 - Afl		
Chemical characteristics	Resistance to household chemicals and swimming pool salts Resistenza ai prodotti chimici di uso domestico ed agli additivi per piscina		ISO 10545-13		Minimum Class B (B for unglazed tiles) Classe minima B (B per piastrelle non smaltate)			A			A		
		Resistance to low concentrations of acids and alkalis Resistenza a basse concentrazioni di acidi e alcali		ISO 10545-13	Declared Class Classe dichiarata			LA			LA		
					Resistance to high concentrations of acids and alkalis Resistenza ad alte concentrazioni di acidi e alcali			HA			HA		
	Resistance to staining Resistenza alle macchie	ISO 10545-14	Declared Class Classe dichiarata			5			5				
			Release of dangerous substances: Cadmium (in mg/dm ²) and Lead (in mg/dm ²) Rilascio di sostanze pericolose: Cadmio (in mg/dm ²) e Piombo (in mg/dm ²)	ISO 10545-15	Declared value Valore dichiarato			≤ 0.01 mg/dm ² Cd ≤ 0.1 mg/dm ² Pb			≤ 0.01 mg/dm ² Cd ≤ 0.1 mg/dm ² Pb		
Safety characteristics (1)(2)	Shod Ramp Test Metodo della rampa "calzato"	DIN EN 16165 ANNEX B (EX DIN 51130)			Declared Class Classe dichiarata			-			R9		
			Barefoot Ramp Test Metodo della rampa a piedi nudi	DIN EN 16165 ANNEX A (EX DIN 51097)	Declared Class Classe dichiarata			-			A		
					Coefficient of friction (COF) Coefficiente di attrito	B.C.R.A. Rep. CEC/81	D. M. 236/89 del 14/06/89 μ>0.40 per elemento scivolante cuoio su pavimentazione asciutta μ>0.40 per elemento scivolante gomma dura su pavimentazione bagnata			-			> 0.40 Asciutto > 0.40 Bagnato
Dynamic coefficient of friction (DCOF) Coefficiente di attrito dinamico	ANSI A 326.3	-					-			wet DCOF > 0.42 dry DCOF > 0.42			
		Resistance to scratching Resistenza alla graffiatura	UNI EN 15186:2012 metB	-			CEN/TS 16209 Class A CEN/TS 16209 Classe A			CEN/TS 16209 Class A CEN/TS 16209 Classe A			
Tendency to retain dirt Tendenza a ritenere lo sporco	UNI 9300:2015			-			No visible change (5) Nessun cambiamento visibile (5)			No visible change (5) Nessun cambiamento visibile (5)			
				Surface resistance to cold liquids Resistenza delle superfici ai liquidi freddi	UNI EN 12720:2013	-			CEN/TS 16209 Class A CEN/TS 16209 Classe A			CEN/TS 16209 Class A CEN/TS 16209 Classe A	
Surface resistance to wet heat Resistenza delle superfici al calore umido	UNI EN 12721:2013					-			CEN/TS 16209 Class A CEN/TS 16209 Classe A			CEN/TS 16209 Class A CEN/TS 16209 Classe A	
				Surface resistance to dry heat Resistenza delle superfici al calore secco	UNI EN 12722:2013	-			CEN/TS 16209 Class A CEN/TS 16209 Classe A			CEN/TS 16209 Class A CEN/TS 16209 Classe A	
Assessment of resistance to impact Resistenza all'urto	ISO 4211-4:1988					-			Maximum drop height according to thickness. Altezza massima di caduta variabile in funzione dello spessore.			Maximum drop height according to thickness. Altezza massima di caduta variabile in funzione dello spessore.	

PRODUCT
FINDER

>

SURFACE
RANGE

>

COMPANY

>

COLLECTIONS

>

LARGE SIZES

>

SLABS FOR
COUNTERTOPS
& FURNITURE

>

FURNITURE

>

FACADES

>

TECHNICAL
SPECIFICATIONS

>

Destinations of use

Recommended products by intended use

H HEAVY TRAFFIC	Matte <i>Sensitech</i> 9mm
	Matte 9mm
	Grip / Grip <i>Sensitech</i> 9mm
	Textured / Roccia 9mm
	Outdoor <i>Sensitech</i> 20mm Outdoor 20 mm

M MEDIUM TRAFFIC	Matte <i>Sensitech</i> 9mm
	Matte 6/9mm
	Silk 6/9mm
	Velvet 9mm
	Polished 6/9mm*
Grip / Grip <i>Sensitech</i> 9mm	
Textured / Roccia 9mm	
Outdoor <i>Sensitech</i> 20mm	
Outdoor 20 mm	

L LIGHT TRAFFIC	Matte <i>Sensitech</i> 6/9mm
	Matte 6/9mm
	Silk 6/9mm
	Velvet 9mm
	Polished 6/9mm*
Grip / Grip <i>Sensitech</i> 9mm	
Textured / Roccia 9mm	
Outdoor <i>Sensitech</i> 20mm	
Outdoor 20 mm	

HEAVY COMMERCIAL

Malls, airports, places of worship, schools, museums, squares, hospitals, hotels - foyers, undergrounds, train stations, etc.

COMMERCIALI PESANTI

Mall, aeroporti, luoghi di culto, scuole, musei, piazze, ospedali, hotel - hall di ingresso, metropolitane, stazioni ferroviarie, ecc...

MEDIUM COMMERCIAL*

Restaurants, offices, shops, public restrooms, public offices, hotels except for foyers, business lounges, mandatory passageways and areas subject to the transit of trolleys with hard wheels or highly concentrated loads.

COMMERCIALI MEDI*

Ristoranti, uffici, negozi, bagni pubblici, uffici pubblici, hotel - ad esclusione delle hall di ingresso, business lounge, di passaggi obbligati e zone soggetto a transito di carrelli con ruote dure ovvero elevati carichi concentrati.

RESIDENTIAL

Bedrooms, living rooms, studies, private kitchens, private bathrooms, etc.

RESIDENZIALI

Camere da letto, soggiorni, studi, cucine private, bagni privati...

INTENDED USES FOR OUTDOORS			
<p>INDUSTRIAL AND/OR COMMERCIAL AREAS FOR VEHICLES</p> <p>Squares, public car parks, filling stations, paving for forklift trucks, pallet jacks, trailer trucks, buses, industrial platforms, etc.</p> <p>INSTALLATION METHOD</p> <p>1. LAYING WITH ADHESIVE using the "double buttering" method. Choose porcelain tile with a thickness greater than or equal to 20mm with anti-slip finish ⁽¹⁾.</p> <p>AREE INDUSTRIALI E/O COMMERCIALI CARRABILI</p> <p>Piazze, parcheggi pubblici, stazioni di rifornimento, pavimentazioni con transito di carrelli elevatori, transpallet, autoarticolati, autobus, piattaforme industriali, ecc...</p> <p>TIPO DI POSA</p> <p>1. POSA CON ADESIVI con il metodo della "doppia spalmatura". Utilizzare gres porcelanato a spessore superiore o uguale a 20mm con finitura anti-scivolo ⁽¹⁾.</p>	<p>RESIDENTIAL AREAS FOR VEHICLES</p> <p>Outdoor courtyards, private homes, apartment complex parking lots (garages), etc. Pavements used only by cars.</p> <p>INSTALLATION METHOD</p> <p>LAYING WITH ADHESIVE using the "double buttering" method. Choose porcelain tiles with anti-slip finish ⁽¹⁾.</p> <p>AREE RESIDENZIALI CARRABILI</p> <p>Cortili esterni abitazioni private, parcheggi condominiali (garage interni), ecc... Pavimentazioni a transito esclusivo di autovetture.</p> <p>TIPO DI POSA</p> <p>POSA CON ADESIVI con il metodo della "doppia spalmatura". Utilizzare gres porcellanato con finitura anti-scivolo ⁽¹⁾.</p>	<p>AREAS FOR PEDESTRIANS ONLY</p> <p>Patios, gardens and walkways, terraces, balconies, urban pedestrian areas, etc.</p> <p>INSTALLATION METHOD</p> <p>1. RAISED INSTALLATION AND "DRY" LAYING (on grass, sand and gravel). Choose porcelain tile with a thickness greater than or equal to 20mm with anti-slip finish ⁽¹⁾.</p> <p>2. LAYING WITH ADHESIVE using the "double buttering" method. Choose porcelain tiles with anti-slip finish ⁽¹⁾.</p> <p>AREE SOLO PEDONABILI</p> <p>Patii, giardini e camminamenti, terrazze, balconi, aree urbane pedonali, ecc...</p> <p>TIPO DI POSA</p> <p>1. POSA SOPRAELEVATA E A "SECCO" (su erba, sabbia e ghiaia). Utilizzare gres porcellanato a spessore superiore o uguale a 20mm con finitura anti-scivolo ⁽¹⁾.</p> <p>2. POSA CON ADESIVI con il metodo della "doppia spalmatura". Utilizzare gres porcellanato con finitura anti-scivolo ⁽¹⁾.</p>	<p>POOL EDGES</p> <p>INSTALLATION METHOD</p> <p>LAYING WITH ADHESIVE using the "double buttering" method. Choose porcelain tiles with anti-slip finish ⁽¹⁾.</p> <p>BORDI PISCINA</p> <p>TIPO DI POSA</p> <p>POSA CON ADESIVI con il metodo della "doppia spalmatura". Utilizzare gres porcellanato con finitura anti-scivolo ⁽¹⁾.</p>

Color-Shading

The V-Shade classification indicates the chromatic and/or surface variation among tiles of the same collection.

La classificazione VShade indica la variazione cromatica e/o superficiale tra le piastrelle di una stessa collezione.

La classification VShade indique le variation chromatique et/ou superficielle entre des dalles d'une même collection.

Die Klassifizierung V-Shade gibt das Niveau des Farbverlaufs des Produktes oder die Abweichung des Farbtons und/oder Oberfläche unter den Fliesen der gleichen Kollektion an.

La clasificación V-Shade indica el variación cromática y/o superficial que existe entre las baldosas de una misma colección.

Классификация V-Shade указывает на уровень цветовой или фактурной неоднородности плиток, т.е. на отличия по цвету или по фактуре между плитками одной коллекции.

	Uniform appearance Aspetto uniforme Aspect uniforme Gleichmäßiges Erscheinungsbild Aspecto uniforme Однородный вид
	Slight variation Variazione minima Variation minimale Leichte Abweichung Variación mínima Минимальная Неоднородность

	Moderate variation Variazione moderata Variation Modérée Mäßige Abweichung Variación moderada Умеренная Неоднородность
	Substantial variation Variazione sostanziale Variation substantielle Grundlegende Abweichung Variación sustancial Значительная Неоднородность

Collection	Colour	Colour-shading
3D WALL	Wall tiles	V1
3D WALL CARVE	Wall tiles	V1
3D WALL PLASTER	Wall tiles	V1
AIX	Porcelain	V3 Porcelain tiles
APLOMB	Wall tiles	V1
ARTY	Wall tiles	V1
AXI	Porcelain tiles	Golden Oak V3 Brown Chestnut V3
BOOST	Porcelain & Wall tiles	V3 Porcelain tiles V2 Wall tiles
BOOST BALANCE	Porcelain tiles	V2
BOOST COLOR		V1
BOOST NATURAL	Porcelain & Wall tiles	V2
BOOST MINERAL	Porcelain tiles	V3
BOOST MIX	Porcelain tiles	V3
BOOST PRO	Porcelain & Wall tiles	V3 Porcelain tiles V2 Wall tiles
BOOST STONE	Porcelain tiles	V2
BRAVE	Porcelain & Wall tiles	V2
ENTICE	Porcelain tiles	V2
ETIC	Porcelain tiles	Rovere V3
ETIC PRO	Porcelain tiles	V3
EXENCE	Porcelain tiles	V2
HEARTWOOD	Porcelain tiles	V3
KLIF	Porcelain tiles	V3
KONE	Porcelain tiles	V2
LIMS	Porcelain & Wall tiles	V3 Porcelain tiles V2 Wall tiles

Collection	Colour	Colour-shading
MARVEL	Porcelain & Wall tiles	V2 V3
	Ultramarine	V3
MARVEL DREAM	Porcelain tiles	Bianco Fantastico V2 Grigio Intenso V2 Black Atlantis V2
MARVEL GALA	Porcelain tiles	V3
MARVEL GEMS	Porcelain tiles	V2
MARVEL MERAVIGLIA	Porcelain tiles	V3
MARVEL ONYX		V3 Statuario Select V3 Grey Fleury V3 Noir St. Laurent V2 Cremo Delicato V2 Calacatta Delicato V2 Calacatta Prestigio V2 Statuario Supremo V2 Calacatta Imperiale V3
MARVEL PRO	Porcelain & Wall tiles	V2 V2 V2 V2
MARVEL SHINE	Porcelain & Wall tiles	V2 V2 V3
MARVEL STONE	Porcelain & Wall tiles	V2
MARVEL TRAVERTINE	Porcelain tiles	V3 V2 V3 V2 V2 V3 V2 V2 V3
MARVEL X	Porcelain tiles	Calacatta Apuano V2 Calacatta Sublime V3 Calacatta Perla V2 Grey Cloud V2 Fior di Bosco V3
NORDE	Porcelain tiles	V3
PRISM	Porcelain & Wall tiles	V2
TRUST	Porcelain tiles	V3 V2 V2 V2 V2 V2 V4 V4
		Classic Carpet 1, 2, 3 V2 Blue Carpet 1, 2, 3 V2 Carpet 1, 2, 3 Warm V2 Carpet 1, 2, 3 Cold V2 Classic Mix, Blue Mix V4 Mix Warm, Mix Cold V4
VENTI BOOST	Porcelain tiles	V2 V2 V2 V2 V4 V4

⁽¹⁾ For the properties of slip resistance required in the aforementioned uses it is always necessary to comply with the local laws, regulations and uses, referring to the technical sheets of the selected products. - Per le proprietà di resistenza allo scivolamento richieste nelle destinazioni d'uso sopra itate occorre sempre attenersi alle normative, leggi ed usi locali facendo riferimento alle schede tecniche dei prodotti selezionati. - Pour les propriétés de résistance à la glissade exigées par les destinations d'usage susmentionnées, il faut toujours respecter les normes, lois et réglementations locales en se référant aux fiches techniques des produits sélectionnés. - Für die von den obigen Zweckbestimmungen verlangte Rutschfestigkeit sind stets die örtlich geltenden Vorschriften, Gesetze und Gebräuche zu beachten. Siehe hierzu die technischen Datenblätter der gewählten Produkte. - Para las propiedades de resistencia al deslizamiento requeridas según los usos previstos ante indicados, es taxativo atenerse a las normativas, leyes y usos locales siempre consultando las fichas técnicas de los productos seleccionados. - Характеристики сопротивления скольжению при использовании плиток для вышеописанных назначений выбирают согласно местным законам, стандартам и правилам по листу технических характеристик выбранных изделий.

* Polished, velvet and silk finishes are recommended for low-stress residential or commercial floors where anti-slip performance is not required. The surface's shine and superior ease of cleaning are the result of in-depth studies and extensive technical research aimed at ensuring its durability over time. If the product is in direct contact with the outside, use moisture and dirt absorption devices to prevent scratches. Under no circumstances does Atlas Concorde accept responsibility for any use of the product other than as recommended above. - Le finiture lappata, velvet e silk sono indicate per pavimenti residenziali o commerciali poco sollecitati, laddove non siano richieste prestazioni antiscivolo. La lucentezza e l'elevata facilità di pulizia della superficie sono frutto di studi approfonditi e accurate ricerche tecniche volte a garantirne la persistenza nel tempo. Se il prodotto è a diretto contatto con l'esterno, prevedere dei dispositivi di assorbimento dell'umidità e dello sporco per prevenire la formazione di graffi. Atlas Concorde non si assume in nessun caso la responsabilità per un uso del prodotto diverso da quanto consigliato sopra. - Les finitions rodée, velvet et soyeuse conviennent aux sols résidentiels ou commerciaux à faibles contraintes, où la performance antidérapante n'est pas requise. La brillance et la grande facilité de nettoyage de la surface sont le résultat d'études approfondies et de recherches techniques précises visant à assurer sa persistance dans le temps. Si le produit est en contact direct avec l'extérieur, prévoyez des dispositifs d'absorption de l'humidité et de la saleté pour éviter la formation de rayures. Atlas Concorde n'accepte aucune responsabilité pour toute utilisation du produit autre que celle recommandée ci-dessus. - Die Oberflächenversionen Glasppt, Velvet und Silk eignen sich für Bodenbeläge in Wohnbereichen bzw. in gering beanspruchten Gewerberäumen, wenn keine Rutschfestigkeit erforderlich ist. Der Glanz und die einfache Reinigung der Oberfläche sind das Resultat eingehender technischer Studien, mit denen die langfristige Beständigkeit sichergestellt wurde. Kommt das Produkt direkt mit der externen Umgebung in Kontakt, so sind Feuchtigkeit und Schmutz mit geeigneten Mitteln aufzunehmen, um Kratzer zu vermeiden. Atlas Concorde haftet keinesfalls für eine nicht den vorstehenden Empfehlungen entsprechende Verwendung des Produkts. - Los acabados lapeados, velvet y silk son adecuados para pavimentos residenciales y comerciales con poco tráfico, donde no se requiere un efecto antideslizante. El brillo y la gran facilidad de limpieza de la superficie son el resultado de profundos estudios e investigaciones técnicas precisas para asegurar su persistencia en el tiempo. Si el producto está en contacto directo con el exterior, proporcionar dispositivos de absorción de humedad y suciedad para evitar arañazos. Atlas Concorde no asume responsabilidad alguna por cualquier uso del producto distinto del recomendado anteriormente. - Лаплатированная поверхность, Velvet и поверхность Silk рекомендованы для полов жилых и коммерческих помещений с невысокой интенсивностью эксплуатации, в которых от покрытий не требуется характеристик сопротивления скольжению. Блеск и легкая очищаемость являются результатом глубоких исследований, направленных на создание долговечного материала. Если плитка находится в непосредственном контакте с наружной средой, необходимо предусмотреть устройства поглощения влаги и грязи во избежание образования царапин. Atlas Concorde не несет ответственности за использование изделий с нарушением вышеприведенных рекомендаций.

INDEX

PRODUCT
FINDERSURFACE
RANGE

COMPANY



COLLECTIONS



LARGE SIZES

SLABS FOR
COUNTERTOPS
& FURNITURE

FURNITURE



FACADES

TECHNICAL
SPECIFICATIONS

Laying suggestions - cleaning and maintenance

1. LAYING

Before starting the installation process, make sure the laying surface is well cured, flat and completely clean and that the material available is sufficient in quantity and has the right tone and size.

2 CHOICE OF ADHESIVE

The use of an appropriate adhesive is essential for a successful installation. For the installation of ceramic tiles, you should follow the laying instructions provided by leading adhesives manufacturers.

You should choose the most suitable adhesive on the basis of the following factors:

- laying surface
- type and size of tile
- use of tiled surface (floor/wall; indoor/outdoor)
- weather conditions at the time of laying
- waiting time before the ceramic surface can be used

USE Laying surface	TYPE OF TILE Type	SIZE (cm)	RECOMMENDED ADHESIVES - European Standards EN 12004	
			Normal Set	Rapid set
INDOOR FLOORS				
Cementitious screeds Existing cement floors (cement concrete, bush-hammered) Anhydrite screeds (following application of a suitable primer) Heating floors Existing ceramic, terrazzo and natural stone floors Waterproofing in bathrooms	porcelain tiles	< 30x30 cm	Improved cementitious adhesives with long open time (Class C2E).	Improved cementitious adhesives, slip resistant and deformable (Class C2FT - S1). ●
		≥ 30x30 cm < 60x60 cm	Improved cementitious adhesives resistant to slip and with long open time (Class C2TE).	Improved cementitious adhesives, slip resistant and deformable (Class C2FT - S1). ●
		≥ 60x60 cm	Improved cementitious adhesives with long open time and deformable (Class C2E - S1).	Improved cementitious adhesives, slip resistant and deformable (Class C2FT - S1). ●
INDOOR WALL TILES				
Cementitious plaster or mortar Plaster (plaster or panels, following application of a suitable primer) Painted walls Cast concrete (Following application of primer on gypsum-based joints) Plasterboard Waterproofing in bathrooms and showers Existing ceramic tiles	porcelain tiles	any size	Improved cementitious adhesives resistant to slip and with long open time (Class C2TE).	Improved cementitious adhesives, slip resistant and deformable (Class C2FT - S1). ●
		< 30x30 cm	Improved cementitious adhesives resistant to slip and with long open time (Class C2TE).	Improved cementitious adhesives, slip resistant and deformable (Class C2FT - S1). ●
		≥ 30x30 cm < 60x60 cm	Improved cementitious adhesives resistant to slip and with long open time (Class C2TE).	Improved cementitious adhesives, slip resistant and deformable (Class C2FT - S1). ●
		≥ 60x60 cm	Improved cementitious adhesives resistant to slip with long open time and deformable (Class C2TE - S1).	Improved cementitious adhesives, slip resistant and deformable (Class C2FT - S1). ●
OUTDOOR FLOORS				
Cementitious screeds Concrete floor Layers of waterproofing	porcelain tiles	< 30x30 cm	A Improved cementitious adhesives resistant to slip and with long open time (Class C2TE).	Improved cementitious adhesives, slip resistant and deformable (Class C2FT - S1). ●
		≤ 30x30 cm < 60x60 cm	Improved cementitious adhesives resistant to slip with long open time and deformable (Class C2TE - S1).	Improved cementitious adhesives, slip resistant and deformable (Class C2FT - S1). ●
		≥ 60x60 cm	Improved cementitious adhesives with long open time and highly deformable (Class C2E - S2).	Improved cementitious adhesives with long open time and highly deformable (Class C2FE - S2). ●
OUTDOOR WALLS				
Cementitious plaster Concrete cast in situ or prefabricated	porcelain tiles	< 30x30 cm	Improved cementitious adhesives resistant to slip with long open time and deformable (Class C2TE - S1).	Improved cementitious adhesives, slip resistant and deformable (Class C2FT - S1). ●
		≥ 30x30 cm < 60x60 cm ●●	Improved cementitious adhesives resistant to slip with long open time and deformable (Class C2TE - S1).	Improved cementitious adhesives, slip resistant and deformable (Class C2FT - S1). ●
		≥ 60x60 cm ●●	Improved cementitious adhesives with long open time and highly deformable (Class C2E - S2).	Improved and highly deformable cementitious adhesives (Class C2F - S2). ●

● For large size tiles laid at a height of more than three meters, certain international regulations specify that tiles should be laid using a mixed system of adhesive and mechanical fixtures chosen in relation to the weight of the tile, height of the tiling and site conditions.

●● For tiles with a side measuring more than 30 cm laid at heights of more than three meters, certain international regulations specify the use of an additional mechanical anchor that ensures the retention of the tile in case of accidental detachment, to be chosen in relation to the weight of the tile, the height of the tiling and the site conditions.

3. LAYING THE TILES

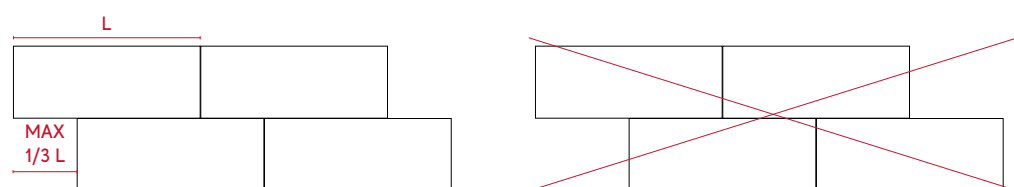
Installation should be performed by qualified personnel using the proper tools. The laying of the material should be checked before the adhesive is dry so that any corrections can be made. In any case, Atlas Concorde does not recommend installation without joints or joints smaller than 2 mm.

When laying tiles with a side longer than 60 cm and in any case for commercial indoor environments or outdoors it is essential to spread the adhesive using double buttering, applying the adhesive in a linear method parallel to the short side both on the substrate and on the back of the tile, thus ensuring perfect adhesion between the tile and substrate. To minimize the unevenness of the tiles both on the floor and on the wall it is recommended to use "easy installation systems" with spacers and levels.

Spread the adhesive using a suitably toothed spatula.

3A. LAYING RECTANGULAR FORMATS

For straight courses of rectangular formats, the maximum offset between tiles must not exceed 1/3 of the length of the adjacent side.



PORCELAIN & WALL TILES

INDEX



PRODUCT FINDER



SURFACE RANGE



COMPANY



COLLECTIONS



LARGE SIZES



SLABS FOR COUNTERTOPS & FURNITURE



FURNITURE



FACADES



TECHNICAL SPECIFICATIONS



4. SQUARE OR PERPENDICULAR CUTS

To perform square or perpendicular cuts, it's best to first drill circular holes near the corners of the hole and then connect them with linear cuts, which will relax the tension at the corners of the tile.

5. JOINTS AND GROUTING

Before filling the joints, it is recommended to wait until the adhesive is completely dry and to ensure that the joints are free of all traces of adhesive and/or dust. In any case, Atlas Concorde does not recommend installation without joints or joints smaller than 2 mm. For joints in a color that contrasts with the tiles, it is recommended to test the grout in a small, hidden area. You should follow the instructions provided by leading grout manufacturers.

USE	RECOMMENDED GROUTS - EUROPEAN STANDARDS EN 13888
Residential interiors	Improved cementitious mortars for joints (Class CG2)
Damp interiors (bathrooms, showers) and outdoors	Improved cementitious mortars for joints with low water absorption (CG2 WA)
Commercial premises	Improved cementitious mortars for joints with high resistance to abrasion (Class CG2 A)
Premises requiring total hygiene and resistance to chemical agents (swimming pools, kitchen work surfaces, food industry, hospitals, supermarkets, etc).	Epoxy mortars (Class RG).

5A. ELIMINATION OF EXCESS GROUT

To correctly and easily eliminate excess grout, follow the instructions given by the grout manufacturer. In general, proceed as follows:

Cementitious grouts

When the grout becomes opaque (normally after 10-20 minutes), clean with a hard cellulose sponge using movements on a diagonal to the joints. It is important to respect the drying time to avoid removing the grout from the joints.

Epoxy grouts

When the mixture is still fresh, wet the surface with plenty of water, emulsifying with a pad like Scotch-Brite®, paying attention not to empty the joints.

The residual grout liquid can be removed with a hard cellulose sponge (to be replaced when excessively soaked with resin).

It is vital to remove epoxy grout rapidly before it starts hardening as it is extremely difficult to remove subsequently. If the epoxy grout has started to harden, try adding 10% alcohol to the washing water.

6. CLEANING AND MAINTENANCE

6A. FINAL SITE CLEANING

The work site is considered finished when it is cleared of any tools/materials used for the job. To reduce the risk of damage to the tiled surface, it is necessary to protect it and avoid the presence of abrasive materials.

After a few days, eliminate residues with a commercial Scotch-Brite® pad, brush or single brush floor cleaner (for large surfaces).

For walls, use a neutral detergent in hot water.

For floors, use a mild acid wash diluted according to the type of surface (smooth or textured). It is important to protect marble or metal inserts previously with adhesive tape.

Rinse with abundant clean water to eliminate all marks or residues from the joints.

If necessary, repeat the acid wash at a higher concentration, unless there are marble or metal inserts. Do not use diluted commercially-available acids.

6B. ROUTINE MAINTENANCE

You are recommended to use ordinary neutral detergent diluted in water.

Avoid using acid or alkaline products, waxes and/or impregnants and metal pads (iron or steel sponges).

In the event of heavy dirt or particularly textured surfaces, use an alkaline detergent and rinse after washing.

For large surfaces, the use of a floor washing machine is recommended.

6C. UNSCHEDULED MAINTENANCE

In the event of dirt resistant to the ordinary cleaning, use a suitable detergent for the particular kind of dirt.

TYPE OF DIRT (resistant to ordinary maintenance)	DETERGENT/SOLVENT
Coal, lime efflorescence, chalk, metal marks, rust, graphite, emulsion paint	Acid detergents*
Coca cola, coffee, wine, beer, ice cream	Alkaline detergents
Resin, silicon or mechanical oils, candle wax, paint	Solvents
Tire marks, sole marks, suction cup marks	Alkaline detergent in an abrasive paste

* Important: Acid products may corrode marble, granite, natural stone and metal. Avoid using in the presence of decoration or inserts in these materials

The cleaning characteristics of the materials may vary significantly depending on the laying method, conditions of use, type of surface and environment. Generally speaking, the higher the non-slip characteristics of the tiles, the more difficult they are to clean.

The maintenance and cleaning operative should always test each cleaning method empirically in advance (if possible on a piece of the material not laid)

In the case of particularly heavy use (for example, mechanical workshops or environments with a heavy presence of oily residues and tire marks), incorrect laying or inappropriate cleaning, Atlas Concorde declines all responsibility for the effectiveness of cleaning and maintenance operations.

Atlas Concorde cannot, under any circumstances, be held responsible for events, damage or defects caused by incorrect laying, negligent cleaning and maintenance or the use of materials and adhesives inappropriate for the use.



Suggerimenti per la posa, pulizia e manutenzione

1. POSA IN OPERA

Prima di iniziare la posa, si raccomanda di assicurarsi che la superficie di appoggio sia sufficientemente stagionata, planare e ben pulita e che la fornitura di materiale sia adeguata e sufficiente per quantità, tono e calibro.

2. SCELTA DELL'ADESIVO

L'utilizzo di un adesivo appropriato è di fondamentale importanza per la posa. Si raccomanda di seguire le indicazioni dei migliori produttori di adesivi per la posa di piastrelle ceramiche. In generale, l'adesivo più adeguato si individua considerando i seguenti fattori:

- tipo di supporto
- tipologia e formato delle piastrelle
- destinazione d'uso del rivestimento ceramico (pavimento/rivestimento; interno/esterno)
- condizioni climatiche all'atto della posa
- tempi a disposizione per la messa in esercizio del rivestimento ceramico

DESTINAZIONE D'USO Tipo di supporto	TIPO DI PIASTRELLE Tipologia	FORMATO (cm)	ADESIVI CONSIGLIATI - Normativa Europea EN 12004	
			Pres a normale	Pres a rapida
PAVIMENTI INTERNI				
Massetti cementizi Pavimento in cemento esistenti (Battuto, bocciardato)	grès porcellanato	< 30x30 cm	Adesivi cementizi migliorati e a tempo aperto allungato (classe C2E).	Adesivi cementizi migliorati resistenti allo scivolamento e deformabili (classe C2FT - S1). ●
Massetti in anidrite (Previa applicazione di opportuno primer)		≥ 30x30 cm < 60x60 cm	Adesivi cementizi migliorati, resistenti allo scivolamento e a tempo aperto allungato (classe C2TE).	Adesivi cementizi migliorati resistenti allo scivolamento e deformabili (classe C2FT - S1). ●
Massetti riscaldanti Pavimenti in ceramica, marmette e pietre naturali esistenti Impermeabilizzazione in bagni		≥ 60x60 cm	Adesivi cementizi migliorati, a tempo aperto allungato e deformabili (classe C2E - S1).	Adesivi cementizi migliorati resistenti allo scivolamento e deformabile (classe C2FT - S1). ●
RIVESTIMENTI INTERNI				
Intonaco cementizio o malta Gesso (Intonaci o pannelli previa applicazioned i opportuno primer)	grès porcellanato	tutti formati	Adesivi cementizi migliorati, resistenti allo scivolamento e a tempo aperto allungato (classe C2TE).	Adesivi cementizi migliorati resistenti allo scivolamento e deformabili (classe C2FT - S1). ●
Calcestruzzo di getto Gesso cartonato (Previa applicazione di primer sulle giunture a base gesso)		< 30x30 cm	Adesivi cementizi migliorati, resistenti allo scivolamento e a tempo aperto allungato (classe C2TE).	Adesivi cementizi migliorati resistenti allo scivolamento e deformabili (classe C2FT - S1). ●
Impermeabilizzazioni in bagni e docce Piastrelle ceramiche esistenti		≥ 30x30 cm < 60x60 cm	Adesivi cementizi migliorati, resistenti allo scivolamento e a tempo aperto allungato (classe C2TE).	Adesivi cementizi migliorati resistenti allo scivolamento e deformabili (classe C2FT - S1). ●
		≥ 60x60 cm	Adesivi cementizi migliorati, resistenti allo scivolamento, a tempo aperto allungato e deformabili (classe C2TE - S1).	Adesivi cementizi migliorati resistenti allo scivolamento e deformabili (classe C2FT - S1). ●
PAVIMENTI ESTERNI				
Massetti cementizi Soletta in calcestruzzo Strati di impermeabilizzazione	grès porcellanato	< 30x30 cm	Adesivi cementizi migliorati, resistenti allo scivolamento e a tempo aperto allungato (classe C2TE).	Adesivi cementizi migliorati resistenti allo scivolamento e deformabili (classe C2FT - S1). ●
		≤ 30x30 cm < 60x60 cm	Adesivi cementizi migliorati, resistenti allo scivolamento, a tempo aperto allungato e deformabili (classe C2TE - S1).	Adesivi cementizi migliorati resistenti allo scivolamento e deformabili (classe C2FT - S1). ●
		≥ 60x60 cm	Adesivi cementizi migliorati, a tempo aperto allungato e altamente deformabili (classe C2E - S2).	Adesivi cementizi migliorati a tempo aperto allungato e altamente deformabile (classe C2FE - S2). ●
RIVESTIMENTI ESTERNI				
Intonaco cementizio Calcestruzzo gettato in opera o prefabbricato	grès porcellanato	< 30x30 cm	Adesivi cementizi migliorati, resistenti allo scivolamento, a tempo aperto allungato e deformabili (classe C2TE - S1).	Adesivi cementizi migliorati resistenti allo scivolamento e deformabili (classe C2FT - S1). ●
		≥ 30x30 cm < 60x60 cm ●●	Adesivi cementizi migliorati, resistenti allo scivolamento, a tempo aperto allungato e deformabili (classe C2TE - S1).	Adesivi cementizi migliorati resistenti allo scivolamento e deformabili (classe C2FT - S1). ●
		≥ 60x60 cm ●●	Adesivi cementizi migliorati, a tempo aperto allungato e altamente deformabili (classe C2E - S2).	Adesivi cementizi migliorati e altamente deformabili (classe C2F - S2). ●

● Nel caso di posa in condizioni di basse temperature oppure qualora sia necessario mettere in esercizio rapidamente il rivestimento ceramico è preferibile l'utilizzo di adesivi cementizi migliorati a presa rapida (Classe C2F - EN 12004).

●● Nel caso di piastrelle con un lato maggiore di 30 cm posate ad altezze superiori ai 3 metri, alcune normative internazionali prevedono l'utilizzo di un ancoraggio meccanico supplementare che assicuri la ritenzione della piastrella in caso accidentale di distacco, da scegliere in relazione al peso della piastrella, all'altezza del rivestimento ed alle condizioni del cantiere.

3. STESURA DEGLI ADESIVI E POSA DELLE PIASTRELLE:

La posa deve essere effettuata da personale qualificato con l'ausilio di attrezzi adeguati. È opportuno verificare la posa del materiale prima che il collante sia secco in modo da poter provvedere ad eventuali correzioni.

Atlas Concorde sconsiglia in ogni caso la posa a giunto unito o posa con fughe inferiori a 2mm.

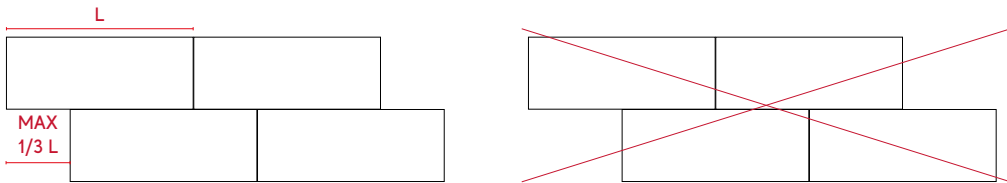
Nel caso di posa di piastrelle con un lato maggiore di 60cm e in ogni caso per ambienti interni commerciali oppure all'esterno è fondamentale stendere l'adesivo con il sistema della doppia spalmatura applicando la colla linearmente in direzione parallela al lato corto sia sul supporto di posa sia sul retro della piastrella, garantendo così la perfetta aderenza all'interfaccia piastrella-supporto.

Per minimizzare i dislivelli della posa sia a pavimento che a rivestimento si raccomanda l'adozione di "sistemi di posa facilitata" con distanziatori e livellatori che possono essere provvisti di pedane anti-sbeccature e anti-graffio nel caso in cui si posino rivestimenti smaltati in pasta bianca e/o gres con finitura lappate.

Nel caso particolare di rivestimenti tridimensionali si consiglia l'utilizzo dei sistemi di livellamento a vite, alternativi a quelli a cuneo.

3A. POSA DI FORMATI RETTANGOLARI

Nel caso di posa "a correre" di formati rettangolari il massimo sfalsamento tra piastrelle non deve superare 1/3 della lunghezza del lato adiacente.



GRES PORCELLANATO & RIVESTIMENTI

4. ESECUZIONI DI TAGLI QUADRATI O SQUADRI

Per eseguite tagli quadrati o squadri si consiglia di eseguire inizialmente fori circolari in prossimità dei vertici del taglio e collegarli in un secondo momento attraverso tagli lineari, in questo modo si avrà un rilassamento delle tensioni sui vertici della piastrella tagliata.

5. FUGA E STUCCATURA

Prima di riempire le fughe si consiglia di attendere fino a completa asciugatura del collante e di assicurarsi che i giunti di posano siano liberi da ogni traccia di collante e/o polveri. Atlas Concorde sconsiglia in ogni caso la posa a giunto unito o posa con fughe inferiori a 2mm. Per fughe in contrasto cromatico con le piastrelle si consiglia di testare il fugante in un'area circoscritta e nascosta della posa.

Si raccomanda di seguire le indicazioni dei migliori produttori di stucchi per fughe.

DESTINAZIONE D'USO	STUCCHI CONSIGLIATI - Normativa Europea EN 13888
Ambienti interni residenziali	Malte cementizie per fughe migliorate (Classe CG2)
Ambienti umidi interni (bagni, docce) ed ambienti esterni	Malte cementizie per fughe migliorate con assorbimento di acqua ridotto (classe CG2 WA)
Ambienti ad uso commerciale	Malte cementizie per fughe migliorate con elevata resistenza all'abrasione (classe CG2 A)
Ambienti in cui sia richiesta totale igiene e resistenza agli agenti chimici (piscine, piani di lavoro di cucine, industrie alimentari, ospedali, supermercati, ecc..)	Malte epossidiche (classe RG).

5A. ELIMINAZIONE DELLO STUCCO IN ECCESSO

Per una corretta ed agevole eliminazione degli eccessi di stucco, si raccomanda di seguire le indicazioni del produttore dello stucco. In generale, si consiglia di attenersi a quanto segue.

Stucchi cementizi

Quando lo stucco diventa opaco (normalmente dopo 10-20 minuti), pulire con una spugna di cellulosa dura con movimenti diagonali rispetto alle fughe. E' importante il rispetto di questi tempi per non rischiare di rimuovere lo stucco dalle fughe.

Stucchi epossidici

A impasto ancora fresco, bagnare abbondantemente la superficie emulsionando con un tampone tipo Scotch-Brite®, facendo attenzione a non svuotare le fughe. Il residuo liquido di stucco può essere rimosso con una spugna di cellulosa dura (da sostituire se troppo impregnata di resina). E' fondamentale rimuovere lo stucco epossidico tempestivamente prima che inizi ad indurirsi, in quanto la successiva rimozione risulterebbe estremamente difficile. Nel caso in cui lo stucco epossidico abbia già iniziato a indurirsi, provare ad aggiungere all'acqua di lavaggio il 10% di alcool.

6 PULIZIA E MANUTENZIONE

6A. PULIZIA DI FINE CANTIERE

Il cantiere è da considerarsi finito quando è sgombro da qualunque utensile/materiale derivante dalle lavorazioni. Per ridurre i rischi di danneggiamento della superficie piastrellata è necessario proteggerla ed evitare la presenza di materiali abrasivi.

Dopo alcuni giorni, eliminare i residui di cantiere con spugna commerciale tipo Scotch-Brite® oppure con spazzolone o monospazzola (per grandi superfici).

Per i rivestimenti, utilizzare un detergente neutro diluito in acqua calda.

Per i pavimenti, utilizzare un detergente acido ad azione tamponata, in percentuale di diluizione variabile in funzione del tipo di superficie (liscia oppure strutturata).

E' importante proteggere preventivamente eventuali inserti in marmo o metallo con nastro adesivo.

Risciacquare poi abbondantemente con acqua calda pulita, sino alla eliminazione di qualsiasi alonatura o residuo negli interstizi.

Se necessario, ripetere il lavaggio acido a concentrazioni più elevate ad eccezione del caso in cui siano presenti inserti in marmo o metallo. Evitare l'utilizzo di acidi da ferramenta diluiti.

6B. MANUTENZIONE ORDINARIA

Si consiglia l'utilizzo di un comune detergente neutro diluito in acqua.

Evitare l'utilizzo di prodotti acidi, alcalini, ceranti e/o impregnanti e pagliette di metallo (spugnette di ferro e acciaio). In caso di sporchi più intensi o di superfici particolarmente strutturate, usare un detergente a base alcalina risciacquando al termine del lavaggio.

Per le grandi superfici è consigliabile l'utilizzo di macchine lavasciuga.

6C. MANUTENZIONE STRAORDINARIA

Nel caso di tracce di sporco resistenti alla pulizia ordinaria, si raccomanda l'utilizzo di un detergente adeguato in funzione del tipo di sporco:

TIPO DI SPORCO (resistente alla manutenzione ordinaria)	DETERGENTE/SOLVENTE
Carbone, efflorescenze calcaree, gesso, segni metallici, ruggine, grafite, tempere murali	Detergenti a base acida *
Coca cola, caffè, vino, birra, gelato	Detergenti a base alcalina
Resine, oli silicnici o meccanici, cere di candela, vernice	Solventi
Pneumatici, suole di gomma, alonature di ventose	Detergenti basici in pasta abrasiva

* Attenzione: i prodotti a base acida possono corrodere marmo, granito, pietre naturali e metalli, pertanto evitarne l'uso nel caso di decori o inserti realizzati con questi materiali.

Le caratteristiche di pulibilità dei materiali variano in modo significativo per le diverse modalità d'installazione, condizioni d'uso, tipologie di superfici e ambiente. In linea generale, all'aumentare delle caratteristiche di anticivolosità delle piastrelle aumentano le difficoltà di pulizia.

L'operatore professionale incaricato dell'intervento di manutenzione e pulizia dovrà sempre procedere ad una preliminare verifica empirica (possibilmente su una porzione di materiale non posato) per ogni singolo tipo di intervento.

In caso di condizioni d'uso particolarmente gravose (ad esempio, officine meccaniche o ambienti con forte presenza di residui oleosi e tracce di pneumatico), di errata installazione o di pulizie effettuate in modo inadeguato, Atlas Concorde declina ogni responsabilità in merito all'efficacia delle operazioni di pulizia e manutenzione.

Atlas Concorde non potrà essere ritenuta responsabile per eventi, danni o difetti dovuti ad errata installazione, negligente pulizia e manutenzione, o inadeguata scelta della tipologia dei materiali installati e degli adesivi utilizzati con riguardo alla destinazione.

Porcelain tiles general packing and weight

Series Serie Série Serie Série Серия	Size Formato Format Format Formato Размер	Pieces per carton Pezzi per scatola Pièces par boîte Stückzahl pro Karton Piezas por caja шт. в коробке	Sq mts per carton M ² per scatola M ² par boîte Om. pro Karton M ² por caja M ² в коробке	Box per pallet Box per pallet Boîtes per palette Karton pro Palette Cajas por palet Коробок на палете	Weight x ctn. (Kg.) [*] Peso per scatola (Kg.) [*] Poids x boîte (Kg.) [*] Gewicht pro Karton (Kg.) [*] Peso por caja (Kg.) [*] шт. вес коробки [*]	Sq mts per pallet M ² per pallet M ² par palette Om. pro Palette M ² por palet M ² на палете	Weight x pal. (Kg.) [*] Peso per pallet (Kg.) [*] Poids x pal. (Kg.) [*] Gewicht pro Palette (Kg.) [*] Peso por palet (Kg.) [*] вес палета [*]
Aix	60x90 20 mm	2	1,080	24	48,50	19,44	873,00
Axi	22.5x90	6	1,220	36	25,20	43,74	907,20
	160x320 ▲	1	5,120	14	72,00	71,68	1,008,00
	160x160 ▲	1	2,560	24	36,00	61,44	864,00
	120x278 ▲	1	3,340	18	49,56	60,05	892,08
	120x240 ▲	1	2,880	18	58,00	51,84	1,044,00
	120x120 ▲	2	2,880	20	58,00	57,60	1,160,00
	120x120 6 mm ▲	2	2,880	20	40,32	57,60	806,40
	60x120	2	1,44	35	30,00	50,40	1,050,00
	60x120 6 mm	3	2,16	25	30,78	54	769,5
Boost	75x150	2	2,25	18	47,36	40,50	852,48
	75x75	2	1,130	42	23,68	47,25	994,56
	60x60	3	1,080	40	21,57	43,20	862,8
	30x60	7	1,260	40	24,85	50,40	994,00
	120x240 20 mm ▲	1	2,880	9	134,00	25,92	1,206,00
	120x120 20 mm ▲	1	1,440	20	67,66	28,80	1,353,20
	60x120 20 mm	1	0,720	35	33,35	25,20	1,167,25
	90x90 20 mm	1	0,810	18	37,60	14,58	676,80
	60x60 20 mm	2	0,720	30	33,00	21,60	990,00
	160x320 ▲	1	5,120	14	72,00	71,68	1,008,00
	120x278 ▲	1	3,340	18	49,56	60,05	892,08
	120x120 ▲	2	2,880	20	58,00	57,60	1,160,00
	60x120	2	1,44	35	30,00	50,40	1,050,00
	75x75	2	1,130	42	23,68	47,25	994,56
Boost Balance	60x60	3	1,080	40	21,57	43,20	862,8
	30x60	7	1,260	40	24,85	50,40	994,00
	120x120 20 mm ▲	1	1,440	20	67,66	28,80	1,353,20
	60x120 20 mm	1	0,720	35	33,35	25,20	1,167,25
	60x60 20 mm	2	0,720	30	33,00	21,60	990,00
Boost Color	120x278 ▲	1	3,340	18	49,56	60,05	892,08
	120x278 ▲	1	3,340	18	49,56	60,05	892,08
	120x240 ▲	1	2,880	18	58,00	51,84	1,044,00
	120x120 ▲	2	2,880	20	58,00	57,60	1,160,00
	75x150	2	2,25	18	47,36	40,50	852,48
	60x120	2	1,44	35	30,00	50,40	1,050,00
	60x120 6 mm	3	2,16	25	30,78	54	769,5
Boost Mineral	75x75	2	1,130	42	23,68	47,25	994,56
	60x60	3	1,080	40	21,57	43,20	862,8
	30x60	7	1,260	40	24,85	50,40	994,00
	120x240 20 mm ▲	1	2,880	9	134,00	25,92	1,206,00
	120x120 20 mm ▲	1	1,440	20	67,66	28,80	1,353,20
	60x120 20 mm	1	0,720	35	33,35	25,20	1,167,25
	90x90 20 mm	1	0,810	18	37,60	14,58	676,80
	60x60 20 mm	2	0,720	30	33,00	21,60	990,00
	120x278 ▲	1	3,34	18	49,56	60,05	892,08
	120x120 ▲	2	2,880	20	58,00	57,60	1,160,00
	60x120	2	1,44	35	30,00	50,40	1,050,00
	60x60	3	1,080	40	21,57	43,20	862,80
	30x60	7	1,26	40	24,85	50,40	994,00
	120x120 20 mm	1	1,44	20	67,66	28,80	1,353,20
	60x120 20 mm	1	0,72	35	33,35	25,20	1,167,25
	60x60 20 mm	2	0,72	30	33,00	21,60	990,00
Boost Mix	120x278 ▲	1	3,34	18	49,56	60,05	892,08
	120x120 ▲	2	2,880	20	58,00	57,60	1,160,00
	60x120	2	1,44	35	30,00	50,40	1,050,00
	60x60	3	1,080	40	21,57	43,20	862,80
	30x60	7	1,26	40	24,85	50,40	994,00
	120x120 20 mm	1	1,44	20	67,66	28,80	1,353,20
	60x120 20 mm	1	0,72	35	33,35	25,20	1,167,25
	60x60 20 mm	2	0,72	30	33,00	21,60	990,00
Boost Natural	120x278 ▲	1	3,34	18	49,56	60,05	892,08
	120x120 ▲	2	2,88	20	58,00	57,60	1,160,00
	60x120	2	1,44	35	30,00	50,40	1,050,00
	60x60	3	1,08	40	21,57	43,20	862,80
	30x60	7	1,26	40	24,85	50,40	994,00
	120x120 20 mm ▲	1	1,44	20	67,66	28,80	1,353,20
	60x60 20 mm	2	0,72	30	33,00	21,60	990,00
	160x320 ▲	1	5,120	14	72,00	71,68	1,008,00
	160x160 ▲	1	2,560	24	36,00	61,44	864,00
	120x278 ▲	1	3,340	18	49,56	60,05	892,08
	120x240 ▲	1	2,880	18	58,00	51,84	1,044,00
	120x120 ▲	2	2,880	20	58,00	57,60	1,160,00
	120x120 6 mm	2	2,880	20	40,32	57,60	806,40
	60x120	2	1,440	35	30,00	50,40	1,050,00
	60x120 6 mm	3	2,16	25	30,78	54	769,5
Boost Pro	75x150	2	2,25	18	47,36	40,50	852,48
	75x75	2	1,130	42	23,68	47,25	994,56
	60x60	3	1,080	40	21,57	43,20	862,80
	30x60	7	1,260	40	24,85	50,40	994,00
	120x120 20 mm ▲	1	1,440	20	67,66	28,80	1,353,20
	60x120 20 mm	1	0,720	35	33,35	25,20	1,167,25
	90x90 20 mm	1	0,810	18	37,60	14,58	676,80
	60x60 20 mm	2	0,720	30	33,00	21,60	990,00

* +/- 10% The reported values do not include the weight of pallets. - I valori riportati non comprendono il peso dei pallet. - +/- 10% Les valeurs indiquées ne comprennent pas le poids des palettes. - +/- 10% - Die genannten Werte verstehen sich ohne das Gewicht der Paletten. - +/- 10% Los valores indicados no incluyen el peso de los palets. - +/- 10% Указанные значения не включают вес поддонов.

▲ Packaging on pallets, also available on a-frames (see page 426) - Imballo su pallet, disponibile anche imballo su cavalletto a pag. 426 - Emballage sur palette, emballage sur chevalet également disponible page 426 - Verpackung auf Palette, auch auf Bock erhältlich - Seite 426 - Embalaje paletizado, también disponible en embalaje sobre caballetes en la página 426 - Упаковка на поддонах, возможна также упаковка на специальных подставках-стойках - стр. 426

January 2024
Reported data can be subject to variations throughout the year, present values are updated on the date of catalogue printing.
I dati riportati possono subire delle variazioni nel corso dell'anno, i valori sono aggiornati al mese di stampa.

Series Serie Série Serie Série Серия	Size Formato Format Format Formato Размер	Pieces per carton Pezzi per scatola Pièces par boîte Stückzahl pro Karton Piezas por caja шт. в коробке	Sq mts per carton M ² per scatola M ² par boîte Om. pro Karton M ² por caja M ² в коробке	Box per pallet Box per pallet Boîtes per palette Karton pro Palette Cajas por palet Коробок на палете	Weight x ctn. (Kg.) [*] Peso per scatola (Kg.) [*] Poids x boîte (Kg.) [*] Gewicht pro Karton (Kg.) [*] Peso por caja (Kg.) [*] шт. вес коробки [*]	Sq mts per pallet M ² per pallet M ² par palette Om. pro Palette M ² por palet M ² на палете	Weight x pal. (Kg.) [*] Peso per pallet (Kg.) [*] Poids x pal. (Kg.) [*] Gewicht pro Palette (Kg.) [*] Peso por palet (Kg.) [*] вес палета [*]
Boost Stone	120x278 ▲	1	3,34	18	49,56	60,05	892,08
	120x120 ▲	2	2,88	20	58,00	57,60	1,160,00
	60x120	2	1,44	35	30,00	50,40	1,050,00
	60x120 6 mm	3	2,16	25	30,78	54	769,5
	60x60	3	1,08	40	21,57	43,20	862,80
	30x60	7	1,26	40	24,85	50,40	994,00
	120x120 20 mm ▲	1	1,44	20	67,66	28,80	1,353,20
	60x120 20 mm	1	0,72	35	33,35	25,20	1,167,25
	60x60 20 mm	2	0,72	30	33,00	21,60	990,00
	75x150	2	2,250	18	47,36	40,50	852,48
	75x75	2	1,130	42	23,68	47,25	994,56
	45x90	3	1,220	36	24,50	43,74	882,00
Brave	60x60	3	1,080	40	21,23	43,20	849,20
	30x60	7	1,260	40	23,27	50,40	930,80
	30x60 grip	7	1,260	40	24,85	50,40	994,00
	60x120 20 mm	1	0,720	35	33,35	25,20	1,167,25
	60x60 20 mm	2	0,720	30	33,00	21,60	990,00
Entice	18,5x150	4	1,110	40	23,68	44,40	947,20
	20x120	6	1,440	42	29,90	60,48	1,255,80
	30x120 20 mm	2	0,720	36	33,00	25,92	1,188,00
Etic	22,5x90	6	1,220	36	25,20	43,74	907,20
	25x150	3	1,130	30	23,68	33,75	710,00
Etic Pro	22,5x90	6	1,220	36	25,20	43,74	907,20
	30x120 20mm	2	0,720	36	33,00	25,92	1,188,00
Exence	18,5x150	4	1,110	40	23,68	44,40	947,20
	20x120	6	1,440	42	29,90	46,08	956,8
	30x120 20mm	2	0,720	36	33,00	25,92	1,188,00
Heartwood	18,5x150	4	1,110	40	23,68	44,40	947,20
	20x120	6	1,440	42	31,10	60,48	1,306,20
	75x150	2	2,25	18	47,36	40,50	852,48
Klif	75x75	2	1,130	42	23,68	47,25	994,56
	37,5x75	4	1,130	48	23,68	54,00	1,136,64
Kone	75x150	2	2,250	18	47,36	40,50	852,48
	75x75	2	1,130	42	23,68	47,25	994,56
	60x60	3	1,080	40	20,61	43,20	824,40
	30x60	7	1,260	40	24,85	50,40	994,00
	120x278 ▲	1	3,340	18	49,56	60,05	892,08
	120x120 ▲	2	2,880	20	58,00	57,60	1,160,00
	75x150	2	2,250	18	47,36	40,50	852,48
Lims	75x75	2	1,130	42	23,68	47,25	1,050,00
	37,5x75	4	1,130	48	25,00	54,00	1,200,00
	60x120 20 mm	1	0,720	35	33,35	25,20	1,167,25
	60x60 20 mm	2	0,720	30	33,00	21,60	990,00
	160x320 ▲	1	5,120	14	72,00	71,68	1,008,00
	160x160 ▲	1	2,560	24	36,00	61,44	864,00
	120x278 ▲	1	3,334	18	49,56	60,05	892,08
	120x240 ▲	1	2,880	18	58,00	51,84	1,044,00
	120x120 ▲	2	2,880	20	58,00	57,60	1,160,00
	60x120	2	1,440	35	30,00	50,40	1,050,00
	60x120	2	1,440	35	30,00	50,40	1,050,00
	75x150	2	2,25	18	47,36	40,50	852,48
	75x75	2	1,130	42	23,68	47,25	994,56
	60x60	3	1,080	40	21,23	43,20	849,20
	30x60	7	1,260	40	24,85	50,40	994,00
Marvel	120x278 ▲	1	3,340	18	49,56	60,05	892,08
	120x240 ▲	1	2,880	18	58,00	51,84	1,044,00
	120x120 ▲	2	2,880	20	58,00	57,60	1,160,00
	60x120	2	1,440	35	30,00	50,40	1,050,00
	75x150	2					

Porcelain tiles general packing and weight

Series Serie Série Serie Серия	Size Formato Format Format Размер	Pieces per carton Pezzi per scatola Pièces par boîte Stückzahl pro Karton Piezas por caja шт. в коробке	Sq mts per carton M ² per scatola M ² par boîte Om. pro Karton M ² por caja M ² в коробке	Box per pallet Box per pallet Boîtes per palette Karton pro Palette Cajas por pallet Коробок на палете	Weight x ctn. (Kg.) [*] Peso per scatola (Kg.) [*] Poids x boîte (Kg.) [*] Gewicht pro Karton (Kg.) [*] Peso por caja (Kg.) [*] шт. вес коробки [*]	Sq mts per pallet M ² M ² par palette Om. pro Palette M ² por pallet M ² на палете	Weight x pal. (Kg.) [*] Peso per pallet (Kg.) [*] Poids x pal. (Kg.) [*] Gewicht pro Palette (Kg.) [*] Peso por pallet (Kg.) [*] вес малета [*]
Marvel Pro	160x320 ▲	1	5,120	14	72,00	71,68	1008,00
	160x160 ▲	1	2,560	24	36,00	61,44	864,00
	120x278 ▲	1	3,340	18	49,56	60,05	892,08
	120x240 ▲	1	2,880	18	58,00	51,84	1044,00
	120x120 ▲	2	2,880	20	58,00	57,60	1160,00
	60x120	2	1,440	35	30,00	50,40	1050,00
	75x150	2	2,25	18	47,36	40,50	852,48
	75x75	2	1,130	42	23,68	47,25	994,56
	60x60	3	1,080	40	21,23	43,20	849,20
	30x60	7	1,260	40	24,85	50,40	994,00
Marvel Shine	160x320 ▲	1	5,120	14	72,00	71,68	1008,00
	160x160 ▲	1	2,560	24	36,00	61,44	864,00
	120x278 ▲	1	3,340	18	49,56	60,05	892,08
	120x240 ▲	1	2,880	18	58,00	51,84	1044,00
	120x120 lapp ▲	2	2,880	20	57,00	57,60	1140,00
	120x120 matte ▲	2	2,880	20	55,50	57,60	1110,00
	60x120	2	1,440	35	30,00	50,40	1050,00
	75x150	2	2,250	18	47,36	40,30	852,48
	75x75	2	1,130	42	23,68	47,25	994,56
	37,5x75	4	1,130	48	23,68	54,00	1136,64
60x60	3	1,080	40	21,23	48,30	849,20	
30x60	7	1,260	40	24,85	50,40	994,00	
Marvel Stone	160x320 ▲	1	5,120	14	72,00	71,68	1008,00
	160x160 ▲	1	2,560	24	36,00	61,44	864,00
	120x278 ▲	1	3,340	18	49,56	60,05	892,08
	120x240 ▲	1	2,880	18	58,00	51,84	1044,00
	120x120 ▲	2	2,880	20	58,00	57,60	1160,00
	60x120	2	1,440	35	30,00	50,40	1050,00
	75x150	2	2,250	18	47,36	40,50	852,48
	75x75	2	1,130	42	23,68	47,25	994,56
	60x60	3	1,080	40	21,23	43,20	849,20
	30x60	7	1,260	40	24,85	50,40	994,00
Marvel Travertine	120x278 ▲	1	3,340	18	49,56	60,05	892,08
	120x240 ▲	1	2,880	18	58,00	51,84	1044,00
	120x120 ▲	2	2,880	20	58,00	57,60	1160,00
	60x120	2	1,440	35	30,00	50,40	1050,00
	60x120 6 mm	3	2,16	25	30,78	54	769,5
	60x60	3	1,080	40	21,23	43,20	849,20
	60x120 20 mm	1	0,720	35	33,35	25,20	1167,25
	120x278 ▲	1	3,340	18	49,56	60,05	892,08
	120x240 ▲	1	2,880	18	58,00	51,84	1044,00
	120x120 ▲	2	2,880	20	58,00	57,60	1160,00
Marvel X	75x150	2	1,440	35	30,00	50,40	1050,00
	75x75	2	1,130	42	23,68	47,25	994,56
	60x120	2	1,440	35	30,00	50,40	1050,00
	60x120 6 mm	3	2,16	25	30,78	54	769,5
	60x60	3	1,080	40	21,23	43,20	849,20
	60x60	3	1,080	40	21,23	43,20	849,20
	30x60	7	1,260	40	24,85	50,40	994,00
	60x120 20mm	1	0,720	35	33,35	25,20	1167,25
	120x278 ▲	1	3,340	18	49,56	60,05	892,08
	120x240 ▲	1	2,880	18	58,00	51,84	1044,00
Nid	25x150	3	1,130	30	23,68	33,75	710,40
	18,5x150	4	1,110	40	23,68	44,40	947,20
	15x90	10	1,350	36	26,67	48,60	960,12
	60x120	2	1,440	35	30,00	50,40	1050,00
	60x60	3	1,080	40	21,57	43,20	862,80
	30x60	7	1,260	40	24,85	50,40	994,00
	60x120 20 mm	1	0,720	35	33,35	25,20	1167,25
	60x90 20 mm	2	1,080	18	48,50	19,44	873,00
	80x80 20 mm	1	0,64	42	29,70	26,88	1247,40
	60x60 20 mm	2	0,72	30	33,00	21,60	990,00
Prism	120x278 ▲	1	3,340	18	49,56	60,05	892,08
	120x120 ▲	2	2,880	20	58,00	57,60	1160,00
	60x120	2	1,440	35	30,00	50,40	1050,00
	60x60	3	1,080	40	21,57	43,20	862,80
	30x60	7	1,260	40	24,85	50,40	994,00
	120x120 20 mm ▲	1	1,440	20	67,66	28,80	1353,20
	80x80 20 mm ▲	1	0,64	42	29,70	26,88	1247,40
	60x60	3	1,080	40	21,23	43,20	800,40
	30x60	7	1,260	40	24,85	50,40	994,00
	60x120 20 mm	1	0,720	35	33,35	25,20	1167,25
Trust	60x60 20 mm	2	0,720	30	33,00	21,60	990,00
	20x20	30	1,200	56	23,90	67,20	849,20

Wall tiles general packing and weight

Series Serie Série Serie Серия	Size Formato Format Format Размер	Pieces per carton Pezzi per scatola Pièces par boîte Stückzahl pro Karton Piezas por caja шт. в коробке	Sq mts per carton M ² per scatola M ² par boîte Om. pro Karton M ² por caja M ² в коробке	Box per pallet Box per pallet Boîtes per palette Karton pro Palette Cajas por pallet Коробок на палете	Weight x ctn. (Kg.) [*] Peso per scatola (Kg.) [*] Poids x boîte (Kg.) [*] Gewicht pro Karton (Kg.) [*] Peso por caja (Kg.) [*] шт. вес коробки [*]	Sq mts per pallet M ² M ² par palette Om. pro Palette M ² por pallet M ² на палете	Weight x pal. (Kg.) [*] Peso per pallet (Kg.) [*] Poids x pal. (Kg.) [*] Gewicht pro Palette (Kg.) [*] Peso por pallet (Kg.) [*] вес малета [*]
3d Wall Carve	40x80	4	1,280	54	20,28	69,12	1,095,12
	50x120 matte	3	1,80	35	28,00	63,00	980,00
	50x120 shiny	3	1,80	35	28,00	63,00	980,00
3d Wall Design	50x120 matte	3	1,80	30	30,75	54,00	922,50
	40x80 matte	4	1,28	54	19,91	69,12	1,075,14
	40x80 shiny	4	1,28	54	18,80	69,12	1,015,20
	40x80 matte	4	1,28	48	20,06	61,44	962,88
	40x80 shiny	4	1,28	48	21,20	61,44	1,017,60
	30,5x56 matte	9	1,54	32	22,68	49,19	725,76
	30,5x56 matte	8	1,37	32	26,00	43,72	832,00
Aix Wall	40x80	4	1,280	54	19,00	69,12	1,026,00
	3D Row 40x80	4	1,280	48	21,20	61,44	1,017,60
Aplomb	50x120	3	1,800	35	28,00	63,00	980,00
Arty Wall	40x80	4	1,280	54	20,57	69,12	1,110,78
	3D Wwave 40x80	4	1,280	48	21,20	61,44	1,017,60
Blaze Wall	50x120	3	1,800	35	28,00	63,00	980,00
Boost Wall	40x80	4	1,280	54	18,80	69,12	1,015,20
	3D Urban 40x80	4	1,280	48	21,20	61,44	1,017,60
Boost Natural Wall	50x120	3	1,800	35	28,00	63,00	980,00
	40x80	4	1,280	54	18,80	69,12	1,015,20
Boost Pro Wall	3D Urban 40x80	4	1,280	48	21,20	61,44	1,017,60
	40x80	4	1,280	54	19,28	69,12	1,041,12
Brave Wall	3D Wave 40x80	4	1,280	48	21,20	61,44	1,017,60
	3D Blade 40x80	4	1,280	48	21,20	61,44	1,017,60
Lims Wall	40x80	4	1,280	54	19,00	69,12	1,026,00
	50x120	3	1,800	35	28,00	63,00	980,00
Marvel Wall	30,5x91,5	5	1,400	42	22,50	58,59	945,00
	40x80	4	1,280	54	20,28	69,12	1,095,12
	30,5x56	9	1,540	32	24,03	49,19	768,96
	8x31,5	20	0,500	84	8,10	42,34	680,40
Marvel Dream Wall	50x120	3	1,800	35	28,00	63,00	980,00
	40x80	4	1,280	54	19,00	69,12	1,026,00
Marvel Edge Wall	50x120	3	1,800	35	28,00	63,00	980,00
	40x80	4	1,280	54	19,00	69,12	1,026,00
Marvel Pro Wall	30,5x91,5	5	1,400	42	21,55	58,59	905,10
	40x80	4	1,280	54	19,94	69,12	1,076,76
	8x31,5	20	0,500	84	8,10	42,34	680,40
Marvel Shine Wall	50x120	3	1,800	35	28,00	63,00	980,00
	40x80	4	1,280	54	19,00	69,12	1,026,00
Marvel Stone Wall	50x120	3	1,800	35	28,00	63,00	980,00
	40x80	4	1,280	54	19,00	69,12	1,026,00
Prism Wall	8x31,5	20	0,500	84	8,10	42,34	680,40
	50x120	3	1,800	35	28,00	63,00	980,00

* +/- 10% The reported values do not include the weight of pallets. - I valori riportati non comprendono il peso dei pallet. - +/- 10% Les valeurs indiquées ne comprennent pas le poids des palettes. - +/- 10% Die genannten Werte verstehen sich ohne das Gewicht der Paletten. - +/- 10% Los valores indicados no incluyen el peso de los palets. - +/- 10% Указанные значения не включают вес поддонов.

▲ Packaging on pallets, also available on a-frames(see page 426) - Imballo su pallet, disponibile anche imballo su cavalletto a pag. 426 - Emballage sur palette, emballage sur chevalet également disponible page 426 - Verpackung auf Palette, auch auf Bock erhältlich - Seite 426 - Embalaje paletizado, también disponible en embalaje sobre caballetes en la página 426 - Упаковка на поддонах, возможна также упаковка на специальных подставках-стойках - стр. 426

January 2024
Reported data can be subject to variations throughout the year, present values are updated on the date of catalogue printing.
I dati riportati possono subire delle variazioni nel corso dell'anno, i valori sono aggiornati al mese di stampa.



PRODUCT FINDER



SURFACE RANGE



COMPANY



COLLECTIONS



LARGE SIZES



SLABS FOR COUNTERTOPS & FURNITURE



FURNITURE



FACADES



TECHNICAL SPECIFICATIONS



Large sizes general packing and weight

120x120 - 47 1/4" x 47 1/4" 120x240 - 47 1/4" x 94 1/2" 20x278 47 1/4" x 109 1/2" 160x160 - 63" x 63" 160x320 - 63" x 126" 162x324 - 63 1/4" x 127 1/2"

Packaging Imballo Boilage Verpackung Embalaje Упаковка	AS400 Code Codice AS400 Code AS400 Artikelcode AS 400 Código AS400 Код AS400	Packaging Size Dimensioni imballo Dimension Emballage Verpackungsmasse Dimensiones de Embalaje Размер Упаковки (cm)	Packaging weight Peso imballo Poids Emballage Verpackungsgewicht Peso Embalaje Вес Упаковки (kg)	Slabs size Formati Formats Formatgrösse Formatos Размер Плит (cm)	Max N° slabs Max N° pezzi N° Max de pièces Max N° der Platten Max N° piezas Максимальное Количество Плит	Max Sqm Max Mq M² max Maximale qm Max M² Макс. M²	
120x120	Pallet Palette Palette Paleta Паллет	-	-	120x120x0,9 cm	40	57,60 mq	
				120x120x2,0 cm	20	28,8 mq	
120x240	Wooden A-Frame Cavalletto di legno Chevalet en Bois A-Bock Holz Caballete de Madera Деревянная А-Опора	IMCD	130x75x158(h) cm	60 kg	120x120x0,9 cm	40	57,60 mq
					120x120x2,0 cm	20	28,8 mq
120x240	Wooden Crate Cassa di Legno Caisse en Bois Holzbox Caja de Madera Деревянный Ящик	IMCA	256x141x36(h) cm	102kg	120x240x0,9 cm	18	51,84 mq
					120x240x2,0 cm	9	25,92 mq
120x240	Wooden A-Frame Cavalletto di Legno Chevalet en Bois A-Bock Holz Caballete de Madera Деревянная А-Опора	IMCE	250x75x159(h) cm	126kg	120x240x0,9 cm	36	103,6 mq
					120x240x2,0 cm	18	51,84 mq
120x278	Wooden Crate Cassa di Legno Caisse en Bois Holzbox Caja de Madera Деревянный Ящик	IMCB	292x141x36(h) cm	108kg	120x278x0,6 cm	18	60,05 mq
				120x278	IMCF	290x75x159(h) cm	136kg
120x278	Wooden Crate Kit Endless * (only for kit Endless) Cassa di Legno Kit Endless * (solo per kit Endless) Caisse en Bois Kit Endless * (que pour le Kit Endless) Holzbox Kit Endless * (nur für Endless Kit) Caja de Madera Kit Endless * (solo para el kit Endless) Деревянный Ящик для Kit Endless * (только для Kit Endless)	A6NZ	296x141x25(h) cm				
				160x160	Wooden Crate Cassa di Legno Caisse en Bois Holzbox Caja de Madera Деревянный Ящик	AØ5L	183x174x41(h) cm
160x160	Wooden A-Frame Cavalletto di Legno Chevalet en Bois A-Bock Holz Caballete de Madera Деревянная А-Опора	AØ5M	170x75x200(h) cm				
				160x320 RT 162x324 159x324	Wooden Crate Cassa di legno Caisse en Bois Holzbox Caja de Madera Деревянный Ящик	IMCC	344x175x37(h) cm
160x320 RT 162x324 159x324	IMCG	330x75x195(h) cm	173kg				
				160x320 RT 162x324 159x324	Iron A-Frame Cavalletto di ferro Chevalet en Fer A-Bock Metall Caballete de Hierro Металлическая Опора	IMCH	330x75x195(h) cm
160x320 RT 162x324 159x324	TRAP	-	30-40kg				
				160x320 RT 162x324 159x324	-	-	-
160x320 RT 162x324 159x324	-	-	-				
				160x320 RT 162x324 159x324	-	-	-
160x320 RT 162x324 159x324	-	-	-				
				160x320 RT 162x324 159x324	-	-	-
160x320 RT 162x324 159x324	-	-	-				
				160x320 RT 162x324 159x324	-	-	-
160x320 RT 162x324 159x324	-	-	-				
				160x320 RT 162x324 159x324	-	-	-
160x320 RT 162x324 159x324	-	-	-				
				160x320 RT 162x324 159x324	-	-	-
162x324 159x324	Bundles Only from Verona warehouse	TRAP	-				
				162x324 159x324	-	-	-
162x324 159x324	-	-	-				
				162x324 159x324	-	-	-
162x324 159x324	-	-	-				

* "Leggera" Crate - Cassa "Leggera" - Caisse "Leggera" - Holzkiste "Leggera" - Cajones "Leggera" - Легкий Ящик

20' Container - Container 20 Piedi - - Conteneur 20' - Contenedor de 20 Pies - 20' Контейнер 5,90x2,32x2,35(h) m	
Full 120x240 cm	nr. 11 crates - casse - caisses - Anzahl Holzboxen - cajas - количество ящиков 120x240 cm + 2 A-Frames - cavalletti - chevalets - Anzahl A-Böcke - caballetes - количество опор 120x240 cm
Full 120x120	nr. 12 crates - casse - caisses - Anzahl Holzboxen - cajas - количество ящиков 120x120x0,9 cm + 5 A-Frames - cavalletti - chevalets - Anzahl A-Böcke - caballetes - количество опор 120x120x0,9 cm
Full 120x278 cm	nr. 6 A-Frames - cavalletti - chevalets - Anzahl A-Böcke - caballetes - количество опор 120x278 cm
Full 120x278 cm	nr. 11 crates - casse - caisses - Anzahl Holzboxen - cajas - количество ящиков 120x278 cm + 2 A-Frames - cavalletti - chevalets - Anzahl A-Böcke - caballetes - количество опор 120x278 cm
Full 160x320 cm	nr. 5 crates - casse - caisses - Anzahl Holzboxen - cajas - количество ящиков 160x320 cm (+ 4 spaces - spazi - places - Leerzeichen - espacios - пробелов 80x120 cm)
Full 160x320 cm	nr. 3 A-Frames - cavalletti - chevalets - Anzahl A-Böcke - caballetes - количество опор 160x320 cm (+ 4 spaces - spazi - places - Leerzeichen - espacios - пробелов 80x120 cm)
Full 160x160 cm	nr. 15 crates - casse - crates - crates - crates - crates 160x160 cm
Full 160x160 cm	nr. 9 A-Frames - cavalletti - chevalets - Anzahl A-Böcke - caballetes - количество опор 160x160 cm

40' Container - Container 40 piedi - Conteneur 40' - Contenedor de 40 Pies - 40' Контейнер 11,90x2,32x2,35(h) m	
Full 120x240 cm	nr. 12 A-Frames - cavalletti - chevalets - Anzahl A-Böcke - caballetes - количество опор 120x240 cm
Full 120x240 cm	nr. 21 crates - casse - caisses - Anzahl Holzboxen - cajas - количество ящиков 120x240 cm + 4 A-Frames - cavalletti - chevalets - Anzahl A-Böcke - caballetes - количество опор 120x240 cm
Full 120x120 cm	nr. 24 crates - casse - caisses - Anzahl Holzboxen - cajas - количество ящиков 1200x1200 cm
Full 120x278 cm	nr. 12 A-Frames - cavalletti - chevalets - Anzahl A-Böcke - caballetes - количество опор 120x278 cm
Full 120x278 cm	nr. 21 crates - casse - caisses - Anzahl Holzboxen - cajas - количество ящиков 120x278 + 4 A-Frames - cavalletti - chevalets - Anzahl A-Böcke - caballetes - количество опор 120x278 cm
Full 160x320 cm	nr. 15 crates - casse - caisses - Anzahl Holzboxen - cajas - количество ящиков 160x320 cm
Full 160x320 cm	nr. 9 A-Frames - cavalletti - chevalets - Anzahl A-Böcke - caballetes - количество опор 160x320 cm
Full 160x160 cm	nr. 27 crates - casse - caisses - Anzahl Holzboxen - cajas - количество ящиков 160x160 cm
Full 160x160 cm	nr. 14 A-Frames type 2 - cavalletti - A-Frames - chevalets - Anzahl A-Böcke - caballetes - количество опор 60x160 cm

Truck, maximum loadable weight - Camion, peso massimo caricabile Camion, poids maximum chargeable - LKW maximal ladbares Gewicht - Camión, peso máximo cargable - Грузовик, максимальная загрузка		30 Ton.
Full 120x240 cm	nr. 25 crates - casse - caisses - Anzahl Holzboxen - cajas - количество ящиков 120x240 cm	
Full 120x120 cm	nr. 24 crates - casse - caisses - Anzahl Holzboxen - cajas - количество ящиков 120x120 cm	
Full 120x278 cm	nr. 20 crates - casse - caisses - Anzahl Holzboxen - cajas - количество ящиков 120x278 cm	
Full 160x320 cm	nr. 18 crates - casse - caisses - Anzahl Holzboxen - cajas - количество ящиков 160x320 cm	
Full 160x320 cm	nr. 9 A-Frames - cavalletti - chevalets - Anzahl A-Böcke - caballetes - количество опор 160x320 cm	
Full 160x160 cm	nr. 27 crates - casse - caisses - Anzahl Holzboxen - cajas - количество ящиков 160x160 cm	
Full 160x160 cm	nr. 16 A-Frames - cavalletti - chevalets - Anzahl A-Böcke - caballetes - количество опор 1600x1600	

The quantities loaded must take into account the weight (in order not to exceed the maximum weight limits) - IL CALCOLO DEVE TENERE CONTO DEL PESO (IN MODO DA NON ECCEDERE I LIMITI DI PORTATA). - Le calcul doit prendre en compte le poids (afin de ne pas dépasser les limites). Die Verpackungsanzahl muss für das Gesamtgewicht berücksichtigt werden. El cálculo debe tener en cuenta el peso (para no exceder los límites de capacidad). Необходимо учитывать общий вес (во избежание его превышения).

General sales conditions

A.- CONTRACT COMPLETION

A.1. These general sales conditions govern every sales contract between the Seller and the Buyer and any amendment or exception thereof shall be agreed in writing.

A.2. Any offers, credits and/or rebates granted by agents or other intermediaries, shall not be considered valid if they are not confirmed in writing by the Seller.

A.3.- The Buyer shall send the written orders to the Seller, directly or through the agents, and the orders shall include the codes of the required products, quantity, price and destination. The order sent by the Buyer is irrevocable.

A.4. The sale shall be deemed completed when: (i) the Buyer receives a written confirmation from the Seller, via e-mail, fax or other electronic means, that complies with the terms and conditions of the order; or (ii) if the confirmation sent by the Seller contains conditions that differ from the order sent by the Buyer, when the latter accepts it in writing or in any case does not object within 7 (seven) days from reception; or (iii) if the Seller does not provide a written confirmation, when the products are delivered and loaded by the Buyer.

A.5. The Buyer shares the need to restrict the sales of Atlas Concorde products to the national territory. The Seller deems this rule necessary in order to coordinate its sales policy, streamline its distribution network and provide offers that are suited to the needs of the single countries. The Buyer acknowledges that this rule is also in its best interest.

The Buyer therefore undertakes to market the products supplied by Ceramiche Atlas Concorde SpA exclusively in its country of residence, refraining from promoting active sales, even online, with customers located in the territory of a country different from its own. As regards triangular operations, this undertaking applies to the country in which the buyer actually operates. The Buyer may resell the product outside its territory only with written authorisation from the Seller, or if the sales concern non first-grade products or products that are out of production.

B.- PRICES

B.1. The prices agreed upon for each individual sale are net prices for cash delivery ex works (the Seller's plant shall be specified in the order confirmation), unless otherwise agreed in writing.

C.- PRODUCT CHARACTERISTICS

C.1. The Buyer declares to have read and comply with the content of the following documentation published on the corporate website: 1) Laying, use, cleaning and maintenance manual and 2) Technical data sheets.

C.2. Given the intrinsic variability of the ceramic products, the characteristics of the samples, previously sent by the Seller to the Buyer, are purely illustrative and cannot be deemed binding.

C.3. Unless specifically requested and agreed before the order confirmation, the Seller does not guarantee that the entire quantity of an article on order shall be sent from one same production lot.

D.- DELIVERY TERMS

D.1. The delivery terms are understood to be indicative and the extension thereof cannot entitle the Purchaser to request any form of compensation, without exception.

D.2. If, after 14 (fourteen) days from the date of notification that the goods are ready, the Purchaser fails to collect them, the Seller shall be forced for reasons of occupied space to return the goods to the storage facilities, thereby incurring additional costs; the Seller reserves the right to charge the Purchaser such additional costs.

E.- SHIPPING ARRANGEMENTS AND TERMS

E.1. The Buyer must communicate any variation in the destination of the products, different from the one agreed in the order confirmation, in writing within, and no later than, the second day before the day foreseen for the collection at the Seller's premises. The Seller reserves the right not to accept the change of the product destination. If the actual destination of the product is different from the one stated by the Buyer, the Seller reserves the right to suspend the execution of the supplies underway and/or to terminate the contracts in force and the Buyer shall not have the right to claim direct and/or indirect compensation of any type.

E.2. Unless otherwise agreed, the goods shall be delivered ex-works (EXW - Incoterms 2010) and this shall also be the case when the parties agree that the delivery, or part of it, shall be arranged by the Seller on the Buyer's behalf. In any case, the risks shall transfer to the Buyer upon delivery to the first carrier.

E.3. Without prejudice to the Seller's extraneity in relation to the transport contract, the Seller shall not be indicated as "shipper" on the bill of lading. The communication of the gross weight of the container to the Forwarding agent does not represent in any way the undertaking of any liability by the Seller as regards the SOLAS (Safety Of Life At Sea) Convention. In no event may the said communication be taken to be the VGM (Verified

Gross Mass).

E.4. The Buyer undertakes to ensure that the vehicle sent to the Seller's warehouse is suitable for the loading operations, considering the nature of the products. If the vehicle sent to collect the goods causes difficulties in the loading operations, the Seller reserves the right to charge a penalty, of 4% of the value of the products, to cover the extra logistics costs. If the vehicle sent is not at all suitable, the Seller reserves the right to refuse to load the goods and the Buyer shall not have the right to claim compensation for any direct and/or indirect cost that may arise therefrom.

E.5. The Buyer is responsible for assigning the carrier the task of checking the products before loading them; any observations concerning the condition of the packaging and the correspondence of the quantities loaded with those on the transport document must be made by the carrier upon collection of the goods. The said observations must be written on all the copies of the transport documents, otherwise the loaded products shall be considered to be complete and in good condition. As a result, the Seller shall not be liable for any missing or damaged products not reported by the carrier.

E.6. The Buyer is also responsible for assigning the carrier the task of checking the loading procedure and the stability of the goods on the vehicle, in order to prevent damage during transport and to comply with all road safety provisions.

F.- PAYMENTS

F.1. All payments must be made to the Seller's registered office. Payments made to agents, representatives, or sales assistants shall not be considered as made until the amounts are received by the Seller.

F.2. The Buyer shall not fulfil its payment obligations by making payments from countries other than its own country of residence, if the said countries do not guarantee an adequate exchange of information with Italy. In case of breach of the said prohibition, the Seller has the right to terminate the contract for just cause and the Buyer shall not have the right to claim compensation for any damage suffered.

F.3. Any costs for stamp duty and bank draft fees shall be borne by the Buyer. Failure to fulfil, even only in part, the payment shall result in the application of interest on arrears in favour of the Seller, from the date established for the payment, as envisaged by legislative decree 09/10/2002 no. 231.

F.4. Unless otherwise agreed in writing, the Buyer undertakes not to offset any receivables, of whatever nature, owed by the Seller.

G.- CLAIMS

G.1. Upon receipt of the products, the Buyer shall perform a visual inspection in compliance with instructions provided in point 7 of UNI EN ISO 10545-2 standards.

G.2. The products must be installed and fitted strictly respecting the recommendations related to the activities to be performed before and during the laying of the product specified in document 1) Laying, use, cleaning and maintenance manual, published on the Seller's website, and on the product packaging and/or inside the packaging. Faults caused by an incorrect installation and by missing/incorrect maintenance (different from instructions provided in document 1) Laying, use, cleaning and maintenance manual), by an unsuitable use and/or by normal wear over time shall not be considered product faults.

G.3. With the exception of the limits of acceptability foreseen by the international EN 14411 (ISO 13006) standard, the parties acknowledge as identifiable faults those product defects that are immediately visible upon receipt thereof and that make the material unsuitable for use or that significantly reduce its value. This category includes faults as defined in the document 1) Laying, use, cleaning and maintenance manual, published on the Seller's website. Identifiable faults include, by way of a non-limiting example, superficial defects, decoration defects, defects concerning polishing, dimensions, surface flatness, straightness of sides/rectangularity and thickness, cracks, chippings or rough edges, non-compliant shades, mixed shades and products that feature problems deriving from the cutting process and/or from chips.

G.4. If the Buyer finds an identifiable fault, it must be reported in writing to the Seller, within 8 (eight) days from receipt of the products; failure to send the claim shall result in the forfeiture and loss of such right. The Buyer shall keep the entire lot of material readily available for the Seller. The claim shall include the invoice details and an accurate description of the claimed fault together with photographs, where possible. In the event that the claim proves to be unfounded, the Buyer shall refund the Seller any costs incurred for an inspection (expert's reports, travel, etc.).

G.5. Hidden faults shall be notified to the Supplier in writing, by recorded delivery letter with advice of receipt, within 8 days from the date such fault is found, under penalty of forfeiture.

G.6. The Buyer's right to make a claim for faults under warranty is valid for 12 (twelve) months from the delivery of the products.

H.- WARRANTY FOR FAULTS

H.1. The Seller's warranty is limited to first grade products and not second or third grade products or lots on offer with special prices or discounts, which must be duly specified with a note in the order confirmation.

H.2. The Seller does not guarantee the suitability of the products for particular uses, and only guarantees the technical specifications published on the website in the document 2) Technical data sheets. The indication for use is merely indicative, even when written in the Seller's catalogues and manuals. On the basis of the characteristics described in the document 2) Technical data sheets, the designer always has the task of assessing the suitability of the product for the specific use conditions, taking into account the stress and variables to which the product will be subjected, which may alter its characteristics; for example, the traffic intensity, quality of traffic (foot traffic with the presence of sand, debris...), adverse weather conditions and any other unpredictable factor to which the material may be exposed.

H.3. In the event that identifiable product faults are ascertained, as defined in sub section G no. 3, the Seller shall replace the faulty product with another one with equal or superior characteristics; should this not be possible, the Seller shall apply a significant price reduction. Alternatively, following the return of the faulty products, the Buyer shall have the right to a refund of the price paid plus the transport cost, with the exclusion of compensation for any other direct and/or indirect damage.

H.4. The Seller's warranty shall not be valid if the products that have identifiable faults (totally or in part) have been used and/or in any case transformed, as this entails that the Buyer (or its customer) expressed the intention to accept them in the condition in which they were found.

H.5. In the event that hidden product faults are ascertained, the Seller's warranty is limited to the replacement with other products of equal or superior characteristics; should this not be possible the Seller shall refund the price paid plus the transport cost. In any case, the Seller's warranty for any direct and/or indirect damage caused by the faulty product, shall be limited to an amount that shall not be greater than double the selling price applied by the Seller, only in relation to the faulty part of the supply.

H.6. In the event that the Buyer resells the product to subjects protected by the consumer code (law decree no. 206/2005), the former shall be responsible for the conditions applied, if different from those stated herein, and shall ensure that the consumer's rights are exercised, in relation to the remedies and terms established by the said code. If there are the grounds for the Buyer to exercise the right of recourse and/or make a claim against the Seller/manufacturer, the said action shall take into account or go beyond the exemptions and limits established in sub sections G no. 1 and H no. 5.

I. SOLVE ET REPETE (pay and then claim) AND TERMINATION CLAUSES

I.1. Pursuant to article 1462 of the Italian Civil Code, on no account may the Buyer suspend or delay payment of collected material, including in the event of alleged defects or faults in the material; this does not affect the right to claim back any payments made unduly (solve et repete).

I.2. If the Buyer's financial situation changes or in the event of non-payment (even partial) of products already supplied, the Seller reserves the right to suspend the execution of the supplies underway and/or to terminate the contracts in force and the Buyer shall not have the right to claim direct and/or indirect compensation of any type.

L.- RETENTION OF OWNERSHIP

L.1. The products supplied shall remain exclusive property of the Seller until the Buyer has paid the full amount.

L.2. During the aforementioned period, the Buyer shall undertake the obligations and responsibilities as bailee (also referred to as custodian) and shall not transfer the said products, grant their use, let them be seized or distrained without declaring that the property is of the Seller, and the Buyer shall immediately inform the Seller by recorded delivery letter with advice of receipt.

M.- FORCE MAJEURE

M.1. Each party may suspend the fulfilment of its contractual obligations, when the said fulfilment is impossible or objectively too costly due to an unforeseeable impediment independent from the parties, such as for example: strike, boycott, lockout, fire, war (declared or not), civil war, riots and revolutions, requisitions, embargo, power blackouts, extraordinary breakage of machinery, delays in the delivery of components or raw materials.

M.2. The party that wishes to apply this clause shall immediately notify the onset and end of the circumstances of force majeure to the other party in writing.

M.3. If the suspension due to force majeure lasts longer than 60 (sixty) days, each party

shall have the right to terminate this contract, with a notice of 10 (ten) days to be notified to the counterparty in writing.

N.- CONFIDENTIALITY

N.1. The Buyer undertakes to maintain confidentiality as regards all information of a technical (such as, by way of a non-limiting example, drawings, tables, documentation, formulas and correspondence) and commercial nature (including contractual conditions, purchase prices, payment conditions,...) gained during the performance of this contract.

N.2. The confidentiality obligation shall be undertaken for the entire duration of this contract and for the period following its execution.

N.3. In case of failure to uphold the confidentiality obligation, the non-fulfilling party shall pay the other party compensation for all damages that may derive therefrom.

O.- SELLER'S TRADEMARKS AND DISTINCTIVE SIGNS

O.1. The use of trademarks, ornamental designs and creative works in general, in whatever form and manner of expression (such as, by way of a non-limiting example: images, photos, drawings, videos, shapes, structures, etc.) constituting the Seller's intellectual property, through any means (such as, by way of a non-limiting example: press, video, radio, internet, social media, instant messaging platforms or VoIP, etc.) is strictly forbidden. Any exception to the said prohibition, even only partial, must be authorised in writing, each time, by the Seller's general management.

P.- CONTRACT LANGUAGE, APPLICABLE LAW, JURISDICTION AND AUTHORITY

P.1. The present contract is drafted in Italian, and in case of disputes the said version shall prevail over any translations in other languages.

P.2. Any dispute concerning the supply of products shall be subject to Italian law and jurisdiction and the Court of Modena, the town in which the Seller has its registered office, shall have sole local jurisdiction.

For more information refer to the General Conditions of Sale, available at www.atlasconcorde.com

INDEX



PRODUCT FINDER



SURFACE RANGE



COMPANY



COLLECTIONS



LARGE SIZES



SLABS FOR COUNTERTOPS & FURNITURE



FURNITURE



FACADES



TECHNICAL SPECIFICATIONS



Condizioni generali di vendita

A.- MODALITA' DI CONCLUSIONE DEL CONTRATTO

A.1. Le presenti Condizioni Generali di Vendita disciplinano ogni contratto di Vendita tra il Venditore e l’Acquirente ed ogni loro modifica o deroga deve essere concordata per iscritto.

A.2. Eventuali offerte, accrediti e/o abbuoni accordati da agenti o da altri intermediari, non sono ritenuti validi se non confermati per iscritto dal Venditore.

A.3. L’Acquirente invia al Venditore, direttamente o per il tramite di agenti, Ordini scritti che devono contenere l’indicazione dei codici dei Prodotti richiesti, delle quantità, del loro prezzo e della destinazione. L’Ordine inviato dall’Acquirente è irrevocabile.

A.4. La Vendita dovrà ritenersi conclusa nel momento in cui: (i) l’Acquirente riceva da parte del Venditore una Conferma scritta via e-mail, fax o altri mezzi telematici, conforme ai termini e alle condizioni dell’Ordine; o (ii) in caso di Conferma inviata dal Venditore contenente condizioni difformi dall’Ordine ricevute dall’Acquirente quando questi l’accetti per iscritto o comunque non la contesti entro 7 (sette) giorni dalla ricezione; o (iii) in assenza di conferma scritta da parte del Venditore, nel momento

in cui i Prodotti saranno consegnati e caricati dall’Acquirente.

A.5. L’Acquirente condivide l’esigenza di limitare al territorio nazionale le vendite di prodotti Atlas Concorde. Il Venditore ritiene questa regola elemento indispensabile per permettergli di coordinare la sua politica commerciale e razionalizzare la rete distributiva, con offerte più orientate alle necessità dei singoli Paesi.

Parimenti, l’Acquirente riconosce che tale esigenza costituisce una tutela anche dei propri interessi.

L’Acquirente si obbliga quindi a commercializzare i prodotti forniti da Ceramiche Atlas Concorde SpA esclusivamente nel suo Paese di residenza, astenendosi dal promuovere vendite attive sollecitate anche online con clienti situati nel territorio di uno Stato diverso dal proprio. Per le operazioni triangolari il presente obbligo si applica al Paese di effettiva operatività dell’acquirente. L’Acquirente potrà rivendere il prodotto al di fuori dal proprio territorio nel caso in cui riceva autorizzazione per iscritto da parte del Venditore, o nel caso in cui la rivendita riguardi prodotti non di prima scelta, oppure prodotti fuori produzione.

B.- PREZZI

B.1. Salvo diversa pattuizione scritta, i prezzi di vendita concordati di volta in volta si intendono al netto per contanti e per consegna franco stabilimento del Venditore indicato nella Conferma d’Ordine.

C.- CARATTERISTICHE DEI PRODOTTI

C.1. L’Acquirente dichiara di aver preso visione ed attenersi al contenuto della seguente documentazione pubblicata nel sito internet aziendale: 1) Manuale di Posa, Uso, Pulizia e Manutenzione e 2) Schede tecniche.

C.2. Data la intrinseca variabilità del prodotto ceramico, le caratteristiche dei campioni e/o modelli inviati in precedenza dal Venditore all’Acquirente sono da considerarsi indicativi e non vincolanti.

C.3. Salvo specifiche richieste da concordare prima della Conferma d’Ordine, il Venditore non garantisce che l’ordine del singolo articolo venga evaso tutto con un medesimo lotto di produzione.

D.- TERMINI DI CONSEGNA

D.1. I termini di consegna sono da intendersi indicativi e la proroga di essi non può far maturare all’Acquirente alcun diritto a richiedere indennizzi, ogni eccezione rimossa.

D.2. Se, trascorsi 14 (quattordici) giorni dalla data di avviso di merce pronta, l’Acquirente non ritira il materiale, il Venditore sarà costretto per ragioni di spazio occupato a riportare il materiale nelle locazioni di deposito, sostenendo quindi costi supplementari; il Venditore si riserva la possibilità di addebitare tali costi supplementari all’Acquirente.

E.- RESA E SPEDIZIONE

E.1. L’eventuale variazione della destinazione dei Prodotti, diversa da quella concordata in Conferma d’Ordine, deve essere comunicata dall’Acquirente per iscritto entro e non oltre il secondo giorno antecedente a quello previsto per il ritiro presso la sede del Venditore. Il Venditore si riserva la facoltà di non accettare la variazione della destinazione dei Prodotti. Nel caso si verifichi che la destinazione effettiva del Prodotto sia stata diversa da quella dichiarata dall’Acquirente, il Venditore si riserva la facoltà di sospendere l’esecuzione delle forniture in corso e/o risolvere i contratti in corso senza che l’Acquirente possa rivendicare risarcimenti

diretti e/o indiretti di alcun tipo.

E.2. Salvo patto contrario, la fornitura della merce si intende Franco Fabbrica (EXW ai sensi degli Incoterms 2010) e ciò anche quando sia convenuto che la spedizione o parte di essa venga curata dal Venditore su mandato dell’Acquirente. In ogni caso i rischi passano all’Acquirente al più tardi con la consegna al primo trasportatore.

E.3. Ferma restando l’estraneità del Venditore rispetto al contratto di trasporto, il Venditore non potrà essere indicato come “shipper” nella polizza di carico. La comunicazione del peso lordo del container allo spedizioniere, non costituisce alcuna assunzione di responsabilità da parte del Venditore ai fini della Convenzione SOLAS (Safety Of Life At Sea). In nessun caso tale comunicazione potrà essere intesa come VGM (Verified Gross Mass).

E.4. L’Acquirente s’impegna affinché il mezzo inviato presso i magazzini del Venditore sia idoneo al carico in relazione alla natura dei Prodotti. Nel caso il mezzo che si presenta comporti significative difficoltà per le operazioni di carico, il Venditore si riserva di addebitare una penale pari al 4% del valore dei prodotti a copertura dei maggiori costi logistici. Se il mezzo convenuto non è assolutamente idoneo, il Venditore si riserva la facoltà di negare le operazioni di carico senza che nulla possa essere richiesto dall’Acquirente a titolo di risarcimento per ogni onere diretto e/o indiretto che ne possa derivarne.

E.5. È compito dell’Acquirente incaricare il vettore di controllare i prodotti prima del carico; eventuali osservazioni in relazione all’integrità degli imballi e della rispondenza delle quantità caricate a quelle indicate sul documento di trasporto, devono essere sollevate dal vettore al momento del carico. Tali osservazioni devono essere riportate su tutte le copie dei documenti di trasporto, altrimenti i prodotti caricati s’intendono integri e completi. Ne deriva che il Venditore non si assume alcuna responsabilità in relazione a mancanze o danni dei prodotti non segnalati dal vettore.

E.6. È altresì responsabilità dell’Acquirente incaricare il vettore di verificare le modalità e la stabilità del carico sul mezzo affinché durante il trasporto non si verifichino rotture e affinché siano rispettate tutte le disposizioni di sicurezza riguardanti la circolazione stradale.

F.- PAGAMENTI

F.1. Qualsiasi obbligazione di pagamento deve essere adempiuta presso la sede legale del Venditore. Eventuali pagamenti ad agenti, rappresentanti o ausiliari di commercio non si intendono effettuati finché le relative somme non pervengono al Venditore.

F.2. È fatto divieto all’Acquirente di eseguire il proprio adempimento mediante pagamenti provenienti da paesi diversi dal proprio paese di residenza se trattasi di paesi che non garantiscono un adeguato scambio di informazioni con l’Italia. In caso di violazione di tale divieto, il Venditore ha facoltà di risolvere il contratto per giusta causa senza che l’Acquirente possa vantare il diritto di ottenere alcun risarcimento per l’eventuale danno subito.

F.3. Eventuali spese di bollo ed incasso effetti e tratte sono a carico dell’Acquirente. In caso di inadempimento, anche solo parziale, dal giorno fissato per il pagamento decorreranno a favore del Venditore gli interessi moratori nella misura prevista dal d.lgs. 09/10/2002 n. 231.

F.4. Salvo diversi accordi scritti, l’Acquirente si impegna a non compensare alcun credito, comunque insorto, nei confronti del Venditore.

G.- RECLAMI

G.1. Al ricevimento dei Prodotti, l’Acquirente dovrà sottoporli ad accurato controllo attraverso un esame visivo effettuato conformemente alle indicazioni riportate al punto 7 delle norme UNI EN ISO 10545-2

G.2. L’installazione e la posa dei Prodotti deve essere effettuata attenendosi scrupolosamente alle raccomandazioni inerenti le attività da svolgere prima e durante la posa in opera indicate nel documento 1) Manuale di Posa, Uso, Pulizia e Manutenzione pubblicato nel sito internet del Venditore e sulla confezione del prodotto e/o all’interno della stessa. Non sono considerati vizi del Prodotto quelli generati da un’errata installazione e dalla mancata/errata manutenzione (difformi dalle indicazioni fornite nel 1) Manuale di Posa, Uso, Pulizia e Manutenzione), da una non idonea destinazione d’uso e/o dalla normale usura nel tempo.

G.3. Fatti salvi i limiti di accettabilità previsti dalla norma internazionale EN 14411 (ISO 13006), le Parti riconoscono come Vizi Palesi i difetti dei Prodotti riscontrabili già al momento del loro ricevimento tali da rendere il materiale inidoneo all’uso o da diminuirne in modo apprezzabile il valore. Rientrano in tale categoria i difetti

come definiti nel documento 1) Manuale di Posa, Uso, Pulizia e Manutenzione pubblicato nel sito internet del Venditore. A titolo esemplificativo e non esaustivo si riconoscono come Vizi Palesi i difetti superficiali; i difetti di decorazione, di lappatura/levigatura, di calibro, di planarità, di ortogonalità-rettilinearità, di spessore, le crepe, le sbecature, i fuori tono, i toni mescolati e i Prodotti che presentano problemi da taglio/scaglie.

G.4. Nel caso l’Acquirente rilevi Vizi Palesi dovrà fare reclamo al Venditore per iscritto, a pena di decadenza, entro 8 (otto) giorni dal ricevimento e tenere a disposizione del Venditore l’intera partita di materiale. Il reclamo dovrà riportare i dati di fatturazione e una precisa descrizione del vizio reclamato corredata, quando possibile, da immagini fotografiche. Qualora il reclamo dovesse risultare infondato, l’Acquirente si rende disponibile a risarcire il Venditore delle spese sostenute per l’eventuale sopralluogo (perizie, viaggi ecc.).

G.5. I Vizi Occulti dovranno essere notificati al Venditore mediante lettera raccomandata A.R., a pena di decadenza dalla garanzia, entro 8 (otto) giorni dalla data della scoperta del difetto.

G.6. L’azione dell’Acquirente diretta a fare valere la garanzia per vizi si prescrive comunque nel termine di 12 (dodici) mesi decorrenti dalla consegna dei Prodotti.

H.- GARANZIA PER VIZI

H.1. La garanzia del Venditore si intende limitata ai soli Prodotti di prima scelta e non ai Prodotti di seconda o terza scelta o di partite d’occasione con prezzi o sconti particolari quando debitamente segnalati in nota nella Conferma dell’Ordine.

H.2. Il Venditore non garantisce l’idoneità dei Prodotti ad usi particolari, ma soltanto le caratteristiche tecniche pubblicate nel sito internet nel documento 2) Schede tecniche. L’indicazione d’uso, anche quando presentata dal Venditore in cataloghi e manuali, è da ritenersi puramente indicativa. Sulla base delle caratteristiche tecniche riportate nelle 2) Schede Tecniche è sempre compito del progettista valutare l’idoneità del Prodotto alle condizioni specifiche di utilizzo in funzione delle sollecitazioni e delle variabili che si possono verificare nell’ambiente di destinazione alterandone le sue caratteristiche, a titolo d’esempio, all’intensità del traffico, alla qualità del traffico (calpestio in presenza di sabbia, di detriti...), alle eventuali condizioni climatiche avverse e a qualsiasi altra aleatorietà a cui può essere esposto il materiale.

H.3. Nel caso risulti accertato che il Prodotto manifesti Vizi Palesi, come definiti al sub lett. G n.3, il Venditore provvederà alla sostituzione del Prodotto difettoso con altro avente caratteristiche pari o superiori o nel caso ciò non sia possibile ad una congrua riduzione del prezzo. In alternativa l’Acquirente avrà diritto, previa restituzione dei Prodotti viziati, al rimborso del prezzo pagato, maggiorato del costo del trasporto, con esclusione del risarcimento di ogni altro danno diretto e/o indiretto.

H.4. La garanzia del Venditore deve ritenersi esclusa nel caso in cui il Prodotto affetto da Vizi Palesi (in tutto o in parte) sia stato utilizzato e/o comunque trasformato dovendosi ritenere che in tal modo l’Acquirente (o il suo cliente) abbia espresso la volontà di accettarli nello stato in cui si trovano.

H.5. Nel caso risulti accertato che il Prodotto manifesti Vizi Occulti, la garanzia del Venditore è limitata alla sostituzione del materiale con altro avente caratteristiche pari o superiori e ove ciò non sia possibile al rimborso del prezzo pagato maggiorato del costo del trasporto. In ogni caso la garanzia del Venditore per ogni danno diretto e/o indiretto comunque originato dal prodotto difettoso, deve intendersi limitata ad una somma che non potrà superare il doppio del prezzo di vendita applicato dal Venditore in relazione alla sola parte della fornitura difettosa.

H.6. Nel caso l’Acquirente rivenda il Prodotto a soggetti tutelati dal codice del consumo (d.l. n.206/2005) sarà responsabile delle condizioni praticate se difformi da quelle qui riportate e dovrà accertarsi che i diritti del consumatore siano esercitati nel rispetto dei rimedi e dei termini fissati da tale codice. Nel caso sussistano i presupposti, il diritto di regresso e/o comunque di rivalsa spettanti all’Acquirente verso il Venditore/produttore non potrà eccedere le esenzioni ed i limiti come fissati dal sub lett. G n.1 al sub lett. H n.5.

I. CLAUSOLE SOLVE ET REPETE E RISOLUTIVE

I.1. Ai sensi dell’art. 1462 del Codice Civile, per nessun motivo, ivi compresi pretesi vizi o difetti del materiale, l’Acquirente potrà sospendere o ritardare il pagamento del materiale ritirato, salva naturalmente la facoltà di ripetere quando possa dimostrare di avere indebitamente pagato.

I.2. Nel caso di mutamento delle condizioni patrimoniali dell’Acquirente o di mancato pagamento anche parziale di prodotti già forniti, il Venditore può **sospendere**

l’esecuzione delle forniture in corso e/o risolvere i contratti in corso senza che l’Acquirente possa rivendicare risarcimenti diretti e/o indiretti di alcun tipo.

L.- PATTO DI RISERVATO DOMINIO

L.1. Fino a quando l’Acquirente non avrà provveduto all’integrale pagamento del prezzo, i Prodotti oggetto della fornitura rimarranno di proprietà del Venditore.

L.2. Durante il periodo suddetto, l’Acquirente assumerà gli obblighi e le responsabilità del custode, e non potrà alienare, dare in uso, lasciare sequestrare o pignorare tali Prodotti senza dichiarare la proprietà del Venditore e dare immediato avviso a mezzo raccomandata A.R.

M.- FORZA MAGGIORE

M.1. Ciascuna parte potrà sospendere l’esecuzione dei suoi obblighi contrattuali quando tale esecuzione sia resa impossibile o oggettivamente troppo onerosa da un impedimento imprevedibile indipendente dalla sua volontà, quale ad esempio: sciopero, boicottaggio, serrata, incendio, guerra (dichiarata o non), guerra civile, sommosse e rivoluzioni, requisizioni, embargo, interruzioni di energia, rotture straordinarie di macchinari, ritardi nella consegna di componenti o materie prime.

M.2. La parte che desidera avvalersi della presente clausola dovrà comunicare immediatamente per iscritto all’altra parte il verificarsi e la cessazione delle circostanze di forza maggiore.

M.3. Qualora la sospensione dovuta a forza maggiore duri più di 60 (sessanta) giorni, ciascuna parte avrà il diritto di risolvere il presente contratto, previo un preavviso di 10 (dieci) giorni, da comunicarsi alla controparte per iscritto.

N.- OBBLIGO DI RISERVATEZZA

N.1. L’Acquirente è tenuto ad osservare la più assoluta riservatezza su tutte le notizie di carattere tecnico (quali, in via meramente esemplificativa, disegni, prospetti, documentazioni, formule e corrispondenza) e di carattere commerciale (ivi comprese le condizioni contrattuali, i prezzi d’acquisto, le condizioni di pagamento ...) apprese in esecuzione del presente Contratto.

N.2. L’obbligo di riservatezza viene assunto per tutta la durata del Contratto, nonché per il periodo successivo alla sua esecuzione.

N.3. In ogni caso di inosservanza dell’obbligo di riservatezza, la parte inadempiente è tenuta e risarcire all’altra tutti i danni che ne dovessero derivare.

O.- MARCHI E SEGNI DISTINTIVI DEL VENDITORE

O.1. L’utilizzo dei marchi, dei modelli ornamentali e delle opere d’ingegno in genere, in qualunque forma o modo di espressione (quali a titolo meramente esemplificativo, ma non esaustivo: immagini, foto, disegni, filmati, figure, strutture, etc.) costituenti proprietà intellettuale del Venditore, attraverso qualsiasi mezzo (quali a titolo meramente esemplificativo, ma non esaustivo: stampa, video, radio, internet, social media, piattaforme di messaggistica istantanea o VoIP, etc.) è severamente vietato. Qualsiasi deroga a tale divieto, anche solamente parziale, dovrà essere autorizzata per iscritto, caso per caso, dalla Direzione generale del Venditore.

P.- LINGUA DEL CONTRATTO, LEGGE APPLICABILE, GIURISDIZIONE E COMPETENZA

P.1. Il Contratto e le presenti condizioni sono redatti in lingua Italiana, la quale prevarrà nel caso di divergenza con la traduzione in altre lingue.

P.2. La definizione di qualsiasi controversia comunque relativa alle forniture è soggetta alla legge ed alla giurisdizione dello Stato Italiano e la competenza territoriale viene devoluta in via esclusiva al Tribunale di Modena nella cui circoscrizione il Venditore ha la sua sede legale.

Per maggiori informazioni riferirsi alle Condizioni Generali di Vendita, disponibili all’indirizzo www.atlasconcorde.com

INDEX



PRODUCT FINDER



SURFACE RANGE



COMPANY



COLLECTIONS



LARGE SIZES



SLABS FOR COUNTERTOPS & FURNITURE



FURNITURE



FACADES



TECHNICAL SPECIFICATIONS



Notes

Atlas Concorde reserves the right to modify any product without notice and will not be liable for any direct or indirect damage resulting from such modifications.

Atlas Concorde si riserva di modificare i prodotti senza preavviso, declinando ogni responsabilità su eventuali danni diretti o indiretti derivanti da eventuali modifiche. – Atlas Concorde se réserve le droit de modifier ses produits sans préavis et décline toute responsabilité concernant les éventuels dommages directs ou indirects qui pourraient dériver de ces modifications – Atlas Concorde behält sich das Recht vor jederzeit und ohne vorherige Ankündigung, die Produkte zu verändern, und lehnt jede Haftung bei direkten oder indirekten Schäden ab, die von diesen Veränderungen herrühren – Atlas Concorde se reserva el derecho de modificar los productos sin previo aviso, rechaza cualquier responsabilidad sobre eventuales daños directos o indirectos derivados de eventuales modificaciones –

Atlas Concorde оставляет за собой право изменять характеристики изделий без предварительного уведомления, отклоняя при этом любую ответственность за прямые или косвенные убытки, возникшие в результате изменений.

Colours and optical features of the materials illustrated in this catalogue are to be regarded as mere indications.

I colori e le caratteristiche estetiche dei materiali illustrati nel presente catalogo sono da ritenersi puramente indicativi. – Les coloris et les caractéristiques esthétiques des références illustrées dans le catalogue sont donnés à titre purement indicatif – Die Farben und die ästhetischen Eigenschaften der in diesem Katalog abgebildeten Produkte sind als reine Richtwerte zu betrachten – Los colores y las características estéticas de los materiales ilustrados en el presente catálogo deben ser considerados como puramente indicativos – Цвета и эстетические характеристики описанных в настоящем каталоге материалов являются только ориентировочными.

For information and details relating to codes, packaging and weight it is recommended to refer to the latest pricelist.

Per le informazioni e i dati relativi a codici, imballaggi e pesi occorre sempre consultare l'ultimo listino aggiornato e in vigore. – Pour toutes informations et renseignements concernant les codes, les emballages et les poids, il y a toujours lieu de consulter le dernier tarif en vigueur et mis à jour – Für Informationen und Daten die den Code, die Verpackung und das Gewicht betreffen bitte die aktuellste Preisliste zugrunde legen – Para acceder a la información y a los datos relativos a códigos, embalajes y pesos hay que consultar siempre la última lista de precios actualizada y vigente – Для информации о кодах, упаковках и весе обращайтесь к последнему действующему прайс-листу.

Ceramic products can have slight variations in tone. Check with the sales representative for the possibility of combining production lots, formats, decorations and special pieces.

Il prodotto ceramico può essere leggermente variabile in termini di toni. Verificare con il referente commerciale l'abbinabilità sia tra i lotti produttivi che tra i formati e i decori o i pezzi speciali. – Le produit céramique peut légèrement différer sur l'aspect de la couleur. Vérifier avec le référent commercial que l'assortiment soit entre les lots de fabrication qu'entre les formats et les décors ou les pièces spéciales – Im keramischen Produkt sind Abweichungen von Farbton möglich. Wenden Sie sich bitte an den Verkaufsleiter, um zu überprüfen, wie man die verschiedenen Posten, Formate, Dekore oder Spezialteile miteinander kombinieren kann – El producto cerámico puede variar levemente en lo que respecta a los tonos. Consulte con el representante de ventas la combinación entre los lotes producidos y entre los formatos y las decoraciones o las piezas especiales – Керамические изделия разных партий могут слегка отличаться по тону. Проверьте вместе с торговым представителем сочетаемость с изделиями других партий, а также с форматами, декоративными или специальными элементами.

The production sizes of special pieces in porcelain tiles may vary from the nominal sizes provided for in current standards (ISO 13006 – EN 14411 Annex G) for non-modular tiles.

Le dimensioni di fabbricazione dei pezzi speciali in gres porcellanato possono derogare dalle dimensioni nominali previste dalle normative vigenti (ISO 13006 – EN 14411 appendice G) per le piastrelle non modulari. – Les dimensions de fabrication des pièces spéciales en grès cérame peuvent déroger aux dimensions nominales prévues par les règlements en vigueur (ISO 13006 – EN 14411 annexe G) pour les carreaux non modulaires. | Die Produktionsmaße der Formteile aus Feinsteinzeug können für die nicht modularen Fliesenformate von den Sollmaßen der geltenden Normen (ISO 13006 – EN 14411 Anhang G) abweichen. – Los tamaños de fabricación de las piezas especiales de gres porcelánico pueden ser diferentes de las dimensiones nominales previstas por las normas vigentes (ISO 13006 – EN 14411 apéndice G) para las baldosas no modulares. – Производственные размеры специальных элементов из керамогранита могут отклоняться от номинальных размеров, предусмотренных действующими стандартами (ISO 13006 – EN 14411, Приложение G) для немодульных плиток.

The actual dimensions of the special pieces and the smaller pieces obtained by cutting porcelain tiles could deviate from the tolerances in the catalog, which instead for the rectified formats are guaranteed by Atlas Concorde.

Le dimensioni reali dei pezzi speciali e dei sottoformati ottenuti da tagli in gres porcellanato potrebbero derogare rispetto alla tolleranze presenti a catalogo garantite da Atlas Concorde sui formati rettificati. – Les dimensions réelles des pièces spéciales et des sous formats obtenus à partir des coupes en grès cérame pourraient varier par rapport aux tolérances présentes au catalogue garanties par Atlas Concorde sur les formats rectifiés. – Die tatsächlichen Abmessungen der Formstücke und der geschnittenen Unterformate aus Feinsteinzeug können von den im Katalog genannten, von Atlas Concorde für rektifizierte Formate garantierten Toleranzen abweichen. – Las dimensiones reales de las piezas especiales y de los subformatos obtenidos por cortes de gres porcelánico, podrían no cumplir con las tolerancias indicadas en el catálogo, garantizadas por Atlas Concorde para los formatos rectificadas. – Фактические размеры специальных элементов и подформатов, полученных путем разрезания керамогранита, могут отклоняться от допусков, указанных в каталоге и гарантируемых компанией Atlas Concorde для ретифицированных форматов.

Copyright 2024 by Ceramiche Atlas Concorde S.p.A - The reproduction of the work, fully or in part, is strictly forbidden.

Copyright 2024 by Ceramiche Atlas Concorde S.p.A - È vietata la riproduzione, anche parziale, dell'opera in tutte le sue forme.

Copyright 2024 by Ceramiche Atlas Concorde S.p.A - Toute reproduction, même partielle, de l'œuvre dans toutes ses formes est interdite.

Copyright 2024 by Ceramiche Atlas Concorde S.p.A - Die Reproduktion, ganz oder teilweise, des Werkes in all seinen Formen ist verboten.

Copyright 2024 by Ceramiche Atlas Concorde S.p.A - Está prohibida la reproducción, incluso parcial, de la obra en todas sus formas.

Copyright 2024 by Ceramiche Atlas Concorde S.p.A - Запрещается любое полное или частичное воспроизведение данной работы.

January 2024

INDEX



PRODUCT
FINDER



SURFACE
RANGE



COMPANY



COLLECTIONS



LARGE SIZES



SLABS FOR
COUNTERTOPS
& FURNITURE



FURNITURE



FACADES



TECHNICAL
SPECIFICATIONS





atlasconcorde.com