

SAVANNAH SERIES



PAGE 3

Only available for the 45 / 55 / 65



ESSENCE 45

There is no other linear on the market today with as many standard features as the Limited Essence at this price. The Essence comes equipped with a full deluxe package that includes electronic ignition, a dual fan kit, modulating valve and 7 day programmable thermostat remote that can adjust the flame 7 levels and the fan 6 levels up and down.

Media: Black Glass and Grey Pebbles

VIEWING AREA: 18-1/2" H x 42" W
High 30,000BTU's
Low 22,000BTU's
Framing Dim:
39"H x 48-1/4"W x 16-1/2"D
Internal Ceiling = Min 58"
Mantle Height = 42"
See page 9 for Dimensional info. *Safety Screen built into surround

Deluxe System Only
- Reflective panels included
Options and Accessories
See page 7



PINNACLE 55

The Pinnacle 55 is the flagship of our fireplace line. It is a 55" linear fireplace that will be the centerpiece of your living room. Fully loaded with porcelain panels and a deluxe system at such a reasonable price. Plus, its 36,000 BTU's turn all the way down to 21,000 BTU's on low. A very versatile heating capacity!

Media: Black Glass and Grey Pebbles

VIEWING AREA: 18-1/2" H x 52-3/4" W
High 36,000BTU's
Low 21,000BTU's
Framing Dim:
39"H x 58-1/2"W x 17-1/2"D
Internal Ceiling = Min 58"
Mantle Height = 45"
See page 9 for Dimensional info.
*Safety Screen built into surround

Deluxe System Only
- Reflective panels included
Options and Accessories
See page 7



FIREPLACE MEDIA

PAGE 7

Glass Option



Clear Glass White Glass Black Glass

Pebble Option



River Pebbles Grey Pebbles

Ceramic Stone Set

3pc Rock Set




17pc Ceramic Rock Set

Beige



17pc Ceramic Rock Set

Light Grey



17pc Ceramic Rock Set

Dark Grey



DWLS 7PC log set for 45/55/65 series



Close up

Driftwood - Large #1 & #2

Each Sold Separately

#1



#2



Driftwood Set - Small

Sold in set of 3




Deluxe System

- Electronic Ignition
- Fan Kit w/6 Stage Adjustable Fan Control
- Modulation Flame Control
- Deluxe Remote w/7 Day Programmable Thermostat



Surround

Basic Black




Decorative Black




Clean Face (no surround)



Finish to fireplace



Surround has the safety screen integrated



NEW SAFETY STANDARD

Every one of our gas fireplaces has been designed, tested and manufactured with a new safety screen.

Quality Craftsmanship

Savannah's products are designed with superior components and materials, assembled by trained craftsmen who take great pride in their work.

The burner and valve assembly are leak tested and test fired at a quality control test station. Once assembled, the complete fireplace is thoroughly inspected by a qualified technician before packaging to ensure that you, the customer, receives the quality product that you expect from Savannah.

Savannah shall not be liable for any direct, indirect, consequential or incidental damages about the use of this catalog or any related materials. The information in this catalog is advisory in nature and is subject to change. Savannah may make improvements and changes in the products described in this catalog without notice. Changes will be periodically made to the information in the new editions. Efforts have been made to ensure that the contents of this catalog are correct. Should you find an error, Savannah welcomes your comments to improve our communications. Please contact Savannah at 1 604 231 8923. Contents of this catalog are subject to change without prior notice at the discretion of Savannah Heating Products Ltd. This document has been prepared for the use of employees and customers of Savannah and may not be reproduced without the prior, written approval of Savannah Heating Products LTD.


DIMENSIONAL CHART AND FEATURES



Model	BTU's		Vent	Height		Width		Depth		Viewing Area		Efficiency
	Natural Gas	Propane		Actual	Framing	Actual	Framing	Actual	Framing	Height	Width	
Essence 45	Hi 30,000	27,000	Top	29.86"	39"	44-1/4"	48-1/4"	14-1/2"	16-1/2"	18-1/2"	42"	69.50%
	Lo 22,000	19,500	4" & 7"									
Standard Features:			Surrounds: (Mandatory)				Options:					
See page 3	• Linear Design						• Basic Black Surround w/Safety Screen		• Driftwood			
	• Full Deluxe System						• Decorative Black Surround w/Safety Screen		• Media Kits			
	• Reflective Panels						• Clean Face w/ Safety Screen					
	• Ceramic Glass											
	• Dual Stainless Steel Pan Burner											
		• Black Glass and Grey Pebble Kit										



Model	BTU's		Vent	Height		Width		Depth		Viewing Area		Efficiency
	Natural Gas	Propane		Actual	Framing	Actual	Framing	Actual	Framing	Height	Width	
Pinnacle 55	Hi 36,000	32,000	Top	29.86"	39"	54.29"	58-1/2"	14-1/2"	17-1/2"	18-1/2"	52-3/4"	68.75%
	Lo 21,250	26,000	4" & 7"									
Standard Features:			Surrounds: (Mandatory)				Options:					
See page 3	• Linear Design						• Basic Black w/Safety Screen		• Driftwood			
	• Full Deluxe System						• Decorative Black w/Safety Screen		• Media Kits			
	• Reflective Panels						• Clean Face w/ Safety Screen					
	• Ceramic Glass											
	• Dual Stainless Steel Pan Burner											
		• Black Glass & Grey Pebble Kit										



Model	BTU's		Vent	Height		Width		Depth		Viewing Area		Efficiency
	Natural Gas	Propane		Actual	Framing	Actual	Framing	Actual	Framing	Height	Width	
Summit 65	Hi 38,000	38,000	Top	29.86"	39"	64-1/4"	68-1/4"	14-1/2"	17-1/2"	18-1/2"	62-3/4"	69.10%
	Lo 27,000	26,000	4" & 7"									
Standard Features:			Surrounds: (Mandatory)				Options:					
See page 4	• Linear Design						• Clean Face Black w/Safety Screen		• Driftwood			
	• Full Deluxe System						• Basic Black w/Safety Screen		• Media Kits			
	• Reflective Panels											
	• Borosilicate Glass											
	• Dual Stainless Steel Pan Burner											
		• Black Glass & Grey Pebble Kit										



Model	BTU's		Vent	Height		Width		Depth		Viewing Area		Efficiency
	Natural Gas	Propane		Actual	Framing	Actual	Framing	Actual	Framing	Height	Width	
Noble 36	Hi 26,000	26,000	Top	28-1/2"	37"	39-1/2"	38"	13"	15"	16-1/2"	29"	65.80%
	Lo 18,000	18,000	4" & 7"									
Standard Features:			Surrounds:				• Included on unit					
See page 2	• Clean Face Design											
	• Full Deluxe System											
	• Reflective Panels											
	• Ceramic Glass											
		• 7 pc Traditional Log Set (NBL7)										