



# DCF 36 - LIGHT

## Builders Zero Clearance



### Features

**36" Build**

BTU's	
Natural Gas	Prop
19,000	
12,000	

- Clean Face Design
- 19,000 BTU's on High
- 12,000 BTU's on Low
- Tempered Glass
- Black Surround (optional)
- Safety Screen
- 6pc Log Set
- Top/Rear Vent Design



#100-11091 Bridgeport Rd. B.C. V6X 1T3 Ph:604-231-8923 Fx:604-231-8924

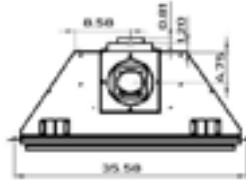
[www.elitefireplaces.ca](http://www.elitefireplaces.ca)

Model	BTU's		Vent	Height		Width		Depth		Viewing Area	
	Natural Gas	Propane		Actual	Framing	Actual	Framing	Actual	Framing	Height	Width
DCF36 Light	Hi 19,000	17,000	Top/Rear 4" & 7"	36.42"	37.44"	33.49"	35.52"	14"	15"	24"	28.25"
	Lo 12,000	12,000									

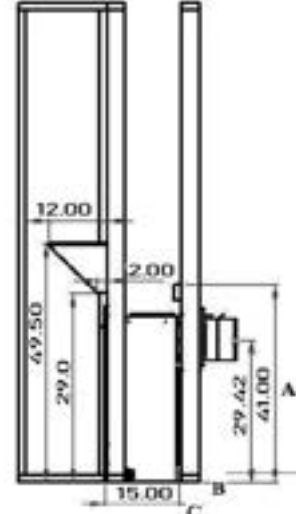
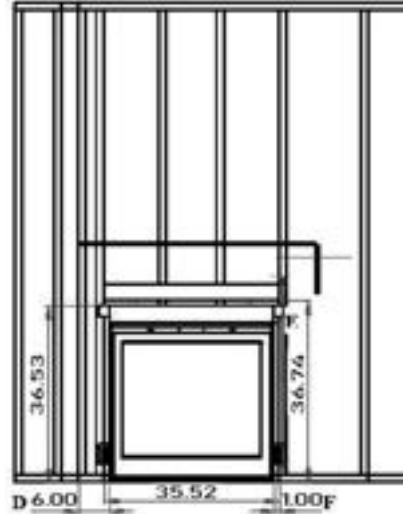
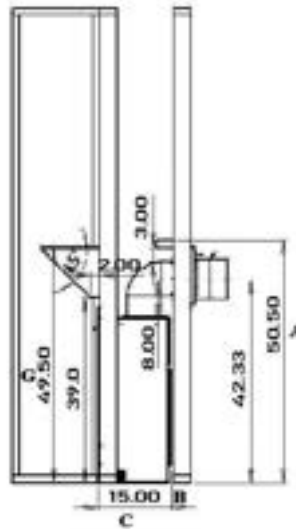
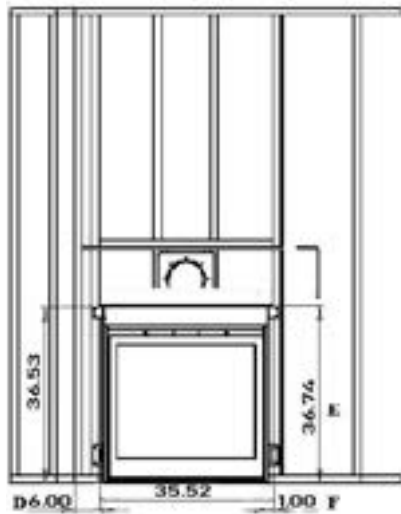
## DIMENSIONAL

## INFORMATION

TOP VENT



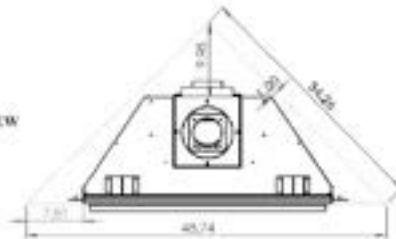
REAR VENT



FRAMING DIMENSIONS 35.52" W x 36.74" H x 15" D

FRAMING DIMENSIONS (SEE PAGE 7) 35.52" W x 37.44" H x 15" D

CORNER LAYOUT VIEW



EXPLODED VIEW OF TOP/REAR VENT CONFIGURATION



NEW SAFETY STANDARD

