












Pulse Type Series		
Pulse 100w		<ul style="list-style-type: none"> ● Average laser power:100w ● Power regulation range: 10%-100% ● Cooling mode: Air cooling ● Focus Length: F160/254 mm ● Weight: 27.5KG ● Size: 520x240x420mm ● Cable length:5m ● Supply Power:AC 110/220V±10% 50/60 Hz ● Power consumption: 300w ● Laser line-width: 5mm — 120mm adjustable ● Scanning images: Support line, wave,circular, rectangular, , triangles,spiral, X ,random ● Laser pulse frequency: 1kHz - 4000kHz adjustable ● single pulse energy: 1.5 ml
	Application	Metal/Steel/Stainless steel/Alumium/rust/ powercoating/painting welding seam/autoparts/engine /wood/concrete/soot/mold/plastic/stone/graffiti
		Note:100w suitable for small parts
Pulse 200w		<ul style="list-style-type: none"> ● Average laser power:200w ● Power regulation range: 10%-100% ● Cooling mode: Air cooling ● Focus Length:254mm(160/330mm) ● Weight: 24KG ● Size: 550mmx 240mmx450mm ● Cable length: 5m (can customzied to 8m) ● Supply Power:AC 110/220V±10% 50/60 Hz ● Power consumption: 700w ● Laser line-width: 5mm — 120mm adjustable ● Scanning images: Support line, wave,circular, rectangular, , triangles,spiral, X ,random ● Laser pulse frequency: 1kHz - 4000kHz

		adjustable ● single pulse energy: 5mj
	Application	Metal/Steel/Stainless steel/Alumium/rust/ powercoating/painting wood/concrete/soot/mold/welding seam/plastic/stone
Pulse 300w New version		<ul style="list-style-type: none"> ● Average laser power:300w ● Power regulation range: 10%-100% ● Cooling mode: Air cooling ● Focus Length:254mm(160/330mm) ● Weight: 30KG ● Size: 550mmx 340mmx450mm ● Cable length: 5m (can customied to 10m) ● Supply Power:AC 110/220V±10% 50/60 Hz ● Power consumpton: 1000w ● ● Laser line-width: 5mm — 120mm adjustable ● Scanning images: Support line, wave,circular, rectangular, , triangles,spiral, X ,random ● Laser pulse frequency: 1kHz - 4000kHz adjustable ● single pulse energy: 5mj
	Application	Metal/Steel/Stainless steel/Alumium/rust/ powercoating/painting welding seam/autoparts/engine /wood/concrete/soot/mold/plastic/stone/graffiti
	Pulse 300w can be customized to water cooling	

Pulse500w		<ul style="list-style-type: none"> ● Average laser power:500w ● Power regulation range: 10%-100% ● Cooling mode: water cooling ● Focus Length:254mm(160/330mm) ● Weight:170KG ● Size:LWH 1000mmx750mmx950mm ● Cable length: 10m (can customzied to 20m) ● Supply Power:AC 220V±10% 50/60 Hz ● Max Power consumption: 1700w ● Laser line-width: 5mm — 120mm adjustable ● Scanning images: Support line, wave,circular, rectangular, , triangles,spiral, X ,random ● Laser pulse frequency: 1kHz - 4000kHz adjustable <p>single pulse energy: 1.5 ml/15mj</p>
	Application	Metal/Steel/Stainless steel/Alumium/rust/ powercoating/painting welding seam/autoparts/engine /wood/concrete/soot/mold/plastic/stone/graffiti
Pulse1000w		
CW Series Clean		
CW 1500W		<ul style="list-style-type: none"> ● Average laser power:1500w ● Power regulation range: 10%-100% adjustable ● Cooling mode: water cooling ● Focus Length:800mm/400mm ● Weight:130KG ● Size: LWH950mmx550mmx750mm ● Cable length: 10m (can customzied to 15m) ● Supply Power:AC 220V±10% 50/60 Hz ● Max Power consumption: 6000w ● Laser line-width: 300mm adjustable
	Application	Metal/Steel/rust/concrete/soot/stone/truck steel plate/paint

CW 2000W	 <p>A compact, rectangular laser unit with a black top and a red and white body. The front panel is white with a black grille and the text 'B.O.L.C Lasers Canada'. The top has a control panel with a red emergency stop button and a yellow start button.</p>	<ul style="list-style-type: none"> ● Average laser power:2000w ● Power regulation range: 10%-100% adjustable ● Cooling mode: water cooling ● Focus Length:800mm/400mm ● Weight:130KG ● Size: LWH950mmx550mmx750mm ● Cable length: 10m (can customized to 15m) ● Supply Power:AC 220V±10% 50/60 Hz ● Max Power consumpton: 8000w ● Laser line-width: 300mm adjustable
	Application	Metal/Steel/rust/concrete/soot/stone/truck steel plate/paint
CW 3000W	 <p>A larger, industrial-grade laser unit with a blue top and a white body. The front panel is white with a black grille and the text 'B.O.L.C Lasers Canada'. The top has a control panel with a screen and several buttons. The unit is mounted on four casters.</p>	<ul style="list-style-type: none"> ● Average laser power:3000w ● Power regulation range: 10%-100% adjustable ● Cooling mode: water cooling ● Focus Length:800mm/400mm ● Weight:240KG ● Size: LWH 1250x600x1070mm ● Cable length: 20m ● Supply Power:AC 380V±10% 3phase 50/60 Hz Can provide extra transformer change voltage ● Max Power consumpton: 15kw ● Laser line-width: 300mm adjustable
	Application	Metal/Steel/rust/concrete/soot/stone/truck steel plate/paint
CW Series Clean+Weld		

<p>CW 1500W Clean+Weld</p>		<ul style="list-style-type: none"> ● Average laser power:1500w ● Power regulation range: 10%-100% adjustable ● Cooling mode: water cooling ● Focus Length:150mm/800mm ● Weight:130KG+20KG(wirefeeder) ● Size: LWH 950mmx550mmx750mm ● Cable length: 10m (can customzied to 15m) ● Supply Power:AC 220V±10% 50/60 Hz ● Max Power consumpton: 6000w ● Clean-width: 120mm adjustable ● Welding thickness: 3mm steel/stainless steel/Allumium ● Cutting thickness:2mm
	<p>Application</p>	<ul style="list-style-type: none"> ● Weld steel/stainless steel/Allumium ● Clean Metal/Steel/rust/concrete/soot/stone/truck steel plate/paint
<p>CW 2000W Clean+Weld</p>		<ul style="list-style-type: none"> ● Average laser power:2000w ● Power regulation range: 10%-100% adjustable ● Cooling mode: water cooling ● Focus Length:150mm/800mm ● Weight:130KG+20KG(wirefeeder) ● Size: LWH 950mmx550mmx750mm ● Cable length: 10m (can customzied to 15m) ● Supply Power:AC 220V±10% 50/60 Hz ● Max Power consumpton: 8000w ● Clean-width: 120mm adjustable ● Welding thickness: 4mm steel/stainless steel/Allumium
	<p>Application</p>	<ul style="list-style-type: none"> ● Weld steel/stainless steel/Allumium ● Clean

		Metal/Steel/rust/concrete/soot/stone/truck steel plate/paint
CW 3000W Clean+Weld		<ul style="list-style-type: none"> ● Average laser power:3000w ● Power regulation range: 10%-100% adjustable ● Cooling mode: water cooling ● Focus Length:150mm/800mm ● Weight:260KG ● Size: LWH 1250x600x1070mm ● Cable length: 20m ● Supply Power:AC 380V±10% 3phase 50/60 Hz ● Can provide extra transformer change voltage ● Max Power consumption: 15kw ● Clean-width: 120mm adjustable ● Welding thickness: 6mm steel/stainless steel/Aluminum (5mm)
	Application	<ul style="list-style-type: none"> ● Weld steel/stainless steel/Aluminum ● Clean Metal/Steel/rust/concrete/soot/stone/truck steel plate/paint
Aircooling Welder		<ul style="list-style-type: none"> ● Average laser power:1500w ● Power regulation range: 10%-100% adjustable ● Cooling mode:Air cooling ● Focus Length:150mm ● Weight:50KG ● Size: LWH 650x350x600mm ● Cable length: 5m (can be customized to 10meter) ● Supply Power:AC 220V±10% singlephase 50/60 Hz 16A ● Max Power consumption: 5kw

