


SPLK*Tech*[®]

Retail LED Display Solution Expert




aura
RENTS



FC CE RoHS EMC LVD CB TÜV (RED) SASO

Unity

Indoor Lightweight Front and Rear Service Screen




Description


Unity is an ideal panel for indoor and semi-outdoor applications, particularly in scenarios necessitating both front and rear service. This versatile panel not only accommodates front and rear servicing but also offers flexible front and rear installation options. It stands out as an excellent choice for retail, commercial, and particularly window-facing displays.

Flexible Panel Sizes

Unity comes with a standard panel size of 1000*250mm, but that's not all! It can be easily cut into two smaller sizes: 750*250mm and 500*250mm. This flexibility allows you to customize your display based on your specific needs.



22kg/m²



Pixel Pitch	1.953mm	2.6mm	2.97mm	3.91mm	4.81mm
LED Configuration	SMD1515		SMD2020		
Pixel Density	262,144dot/m ²	147,456dot/m ²	112,896dot/m ²	65,536dot/m ²	43,264dot/m ²
Module size	250*250mm				
Module Resolution	128*128dot	96*96dot	84*84dot	64*64dot	52*52dot
Cabinet Size	1000*250mm				
Cabinet Resolution	512*128dot	384*96dot	336*84dot	256*64dots	208*52dots
CabinetWeight	5.5kg				
IP Rating (front/back)	IP20				
Scanning Mode	32s	28s	16s	13s	
Brightness	800-1000 cd/m ²				
Viewing Angle	160°/160				
View Distance	>1.9m	>2.6m	>2.9m	>4m	>5m
Gray scale	14bit				
Display Scale	4398 Billion				
Max.Power Consumption	550W/m ²				
Ave.Power Consumption	160W/m ²				
Refresh Frequency	≥1920Hz				
Environmental	indoor/semi-outdoor				
Brightness Adjustment	0-100 levels adjustable				
Operation Power	AC100-240V 50/60Hz				
Brightness	indoor 500-800nits, semi outdoor 3000-5000nits				

Front and Rear Service

Only 15cm required in the front of screen LED when we do rear maintenance

Up to 5000nits available

Perfect choice for any window LED screen in store, supermarket, bank, airport, etc

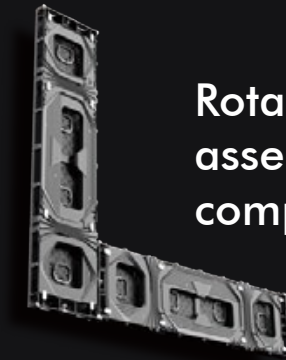
Application




90° Right Angle



Mixed Splicing



Rotatable assembling compatible



7.5° Concave & Convex

Versatile Indoor Display Solutions

The Unity panel can be configured to create flat, curved, and column screens, making it a versatile solution that suits approximately 90% of indoor applications. Additionally, it offers the capability to form 90-degree column screens, providing even more design flexibility.

Installation Way



Hanging

2 round ring on top level cabinets, removable



Floor stacking

when we do floor stacking, we can assemble the LED display from front and rear side




Wall mounted

Unity supports flat mounting for screens under 10sqm and wall mounting for larger screens



VideoBrick

HIGH DEFINITION SOLUTIONS



GREAT INSTALLATION

The thin panel can be easily installed closely to the wall.



Narrow pixel pitch and 16:9 screen ratio support to build 2K and 4K screen easily



High Definition




Thin



Lightweight



Low power



EASY MAINTENANCE

Magnetic suction tool prevents damage of LEDs from front maintenance.



DESCRIPTION

Discover the cutting-edge Ultra-Thin Videobrick series, designed for a seamless visual experience. These displays fit snugly against the wall, optimizing space utilization with their slim 38mm profile. Enjoy easy front installation and maintenance, simplifying operation. The 16:9 panel ratio and narrow pixel pitch enable effortless creation of 2K and 4K configurations. Seamlessly connect and embrace high-definition solutions for picture-perfect images and videos.

HIGH DEFINITION

Screen Size			Pixel Pitch				
QTY	Size	Inch	0.9	1.25	1.5	1.8	2.3
3x3	1.8x1m	81	2k				
4x4	2.4x1.35m	110		2k			
5x5	3x1.68m	135			2k		
6x6	3.6x2.02m	163				2k	
7x7	4.2x2.3m	190					2k
8x8	4.8x2.7m	220		4k			
10x10	6x3.37m	270			4k		


2K/4K WALL MOUNTED
CONFERENCE SCREEN

It's more convenient to hang walls



MORE CREATIVE OPTIONS

Easy to shape of concave and convex
including 90 degree corner screen
seamlessly



2K/4K FLOOR STANDING
CONFERENCE SCREEN

Portable screen solution for flexible usage.



VERSATILITY: COB & FLIP CHIP MODULE SUPPORT:

Adapt effortlessly with COB & flip chip modules. Tailor contrast or brightness, achieving uncompromising performance. Customized to your unique needs, our display excels.

FRONT INSTALLATION & MAINTENANCE EASE:

Bid adieu to servicing complexities. Front installation and maintenance streamline operations, freeing you to focus on content, not upkeep.

ELEVATING 2K/4K CONFERENCES:

Our display is the canvas for perfecting 2K/4K conferences. Demand excellence in performance and immersion. Capture every detail and communicate your vision with precision. Elevate your conferences effortlessly."

SPECIFICATIONS

Model Number	PHO.9COB	PH1.2COB	PH1.5COB / 1.5 Flip chip
Pixol Pitch	0.9375mm	1.25mm	1.5625mm
Physical Density	1,137,777pixols/m²	640,000pixols/m²	409,600pixols/m²
LED Arrangement	COB	COB	COB
Module Resolution	160x180 pixels	120x135pixels	96 x 108 pixels
Modulo Dimensions	150x168.75mm(5.91 ×6.64in)	150x168.75mm(5.91×6.64in)	150x168.75mm(5.91×6.64in)
Cabinet Resolution	640x360pixels	180x270 pixels	384×216pixels
Cabinet Dimensions	600×337.5×38.5mm (23.62x13 29×1.52 in)	600x337.5×38.5mm (23.62x13 29×1.52in)	600x337.5×38.5mm (23.62x13 29×1.52in)
Cabinet Weight	6.2kg(13.67lb)	6.2kg(13.67lb)	6.2kg(13.67lb)
Brightneps	800-900nits	800-900nits	800-900nits / Flip chip 3000nits
Max Power Consumption	180w/pendl	180w/pendl	180w/pendl
Ave Power Consumption	60w/panel	60w/panel	60w/panel
Viewing Angle	160°/160°	1609/160°	1609/160°
Operating Pover Source	100~240V AC S0-60Hz	100~240V AC 50-60Hz	100-240V AC 50-60Hz
Oporating Temperature	-10°C- ±45°C	-10°C~±45°C	-10°C~±45°C
Refresh Rate	< 3,840Hz	< 3,840Hz	< 3,840Hz
IP Rating	IP30	IP30	IP30
Signal Input Source	Composite, S-Video, Component, HDMI, SDI, HD SDI, VGA, DVI	Composite, S-Video,Component, HDMI, SDI, HD SDI, VGA, DVI	Composite, S-Video,Component, HDMI, SDI, HD SDI, VGA, DVI
Verification	CE ETL, FCC RoHS	CE ETL, FCC RoHS	CE ETL, FCC RoHS

Model Number	PH1.875 Flip chip smd 3 in1	PH2.3 Flip chip smd 3 in1
Pixol Pitch	1.875 mm	2.34375 mm
Physical Density	284,444pixols/m²	182,044 pixols/m²
LED Arrangement	3 IN 1 SMD	3 IN 1 SMD
Module Resolution	160x90 pixels	128x72 pixels
Modulo Dimensions	300 x168.75mm(11.81×6.64in)	300x168.75mm(11.81x6.64in)
Cabinet Resolution	320x180pixels	256×144pixels
Cabinet Dimensions	600×337.5×39 mm (23.62x13.29×1.56in)	600x337.5×39 mm (23.62x 13.29x 1.56in)
Cabinet Weight	6.2kg(13.67lb)	6.2kg(13.67lb)
Brightneps	3000nits	3000nits
Max Power Consumption	180w/panel	180w/pendl
Ave Power Consumption	60w/panel	60w/panel
Viewing Angle	160°/160°	1609/160°
Operating Pover Source	100~240V AC S0-60Hz	100-240V AC 50-60Hz
Oporating Temperature	-10°C- ±45°C	-10°C~±45°C
Refresh Rate	3840- 7680Hz	3840- 7680Hz
IP Rating	IP30	IP30
Signal Input Source	Composite, S-Video, Component, HDMI, SDI, HD SDI, VGA, DVI	Composite, S-Video,Component, HDMI, SDI, HD SDI, VGA, DVI
Verification	CE ETL, FCC RoHS	CE ETL, FCC RoHS

MASTA PRO

Outdoor Lightweight Front & Rear Service Screen



Specs

ITEM	P5	P6.67	P8	P10
LED	SMD1921	SMD2727	SMD2727	SMD2727
Pixel Pitch (mm)	5	6.67	8	10
Module Resolution	96x64	72x48	60x40	48x32
Module Size (WxH mm)	480x320	480x320	480x320	480x320
Pixel Density (Pixels/m²)	40,000	22,500	15,625	10,000
Panel Resolution	192x192	144x144	120x120	96x96
Panel Size (WxH mm)	960x960	960x960	960x960	960x960
Gray Scale (bit)	≥14	≥14	≥14	≥14
Weight (kg/m²)	28	28	28	28
Ingress Protection	IP66/IP66	IP66/IP66	IP66/IP66	IP66/IP66
Refresh Rate (Hz)	3,840	3,840	3,840	3,840
Brightness (nit)	5,500–6,000	6,000–9,000	6,000–10,000	6,000–10,000
Maintenance	Front/Rear	Front/Rear	Front/Rear	Front/Rear
Contrast	8,000:1	9,000:1	10,000:1	10,000:1
Power Consumption (W/m²)	580/150	580/150	550/150	550/150

Dimensions




Super Waterproof



IP66

Super Heat Dissipation

The panel features top-tier components, such as efficient LEDs, a fanless modular PSU, and a reliable IC driver. Its die-cast aluminum construction with an ample heat sink area ensures excellent heat dissipation.



High Contrast, High Brightness


The panel incorporates high-intensity SMD LEDs capable of delivering a remarkable luminance of up to 10,000 nits. This luminous capability significantly enhances the clarity and brightness of on-screen content, even when exposed to intense direct sunlight in outdoor environments.

Wall mount instllation



Creative Application

Mastapro offers a wide range of installation possibilities and paves the way for imaginative applications. It easily achieves curved and right-angle configurations, enabling the creation of captivating naked-eye 3D displays.



right angle

Other Installation



curve



flat


Low Power Consumption

The maximum power consumption is only 550w/ m², the panel saves more than 30% of energy consumption compared with the traditional outdoor panel.



Fast Installation and Maintenance

Front Access:





1/4 turn on the module latches from front, the module can be pulled out.

Rear Access:



1/4 turn on the module latches from rear, the module can be taken out.





LED Flexible Transparent Film Display


Thickness: **2mm**

Weight: **1.3KG**


Module size:
1000mm*400mm



Flexible
The panel can be
rolled up into
a column





Breakpoint continuation
UV resistance
5~10 years can ensure
no yellowing



Flame retardant
flame retardant
grade V1

Light and thin
as thin as 2mm,
as light as 5kg/m²

No steel structure is required, just
paste the
film screen tightly and connect the
power cable and signal cable




Invisible PCB technology

Thanks to the invisible PCB advanced
technology, the transparency rating of film
is up to 95%, you even can not see the
PCB wires inside of film, when the film
LED screen is turned off,
it is same like a window glass.

Invisible screen

When inactive, it seamlessly disappears
from view; however, it radiates vivid,
compelling charm once activated

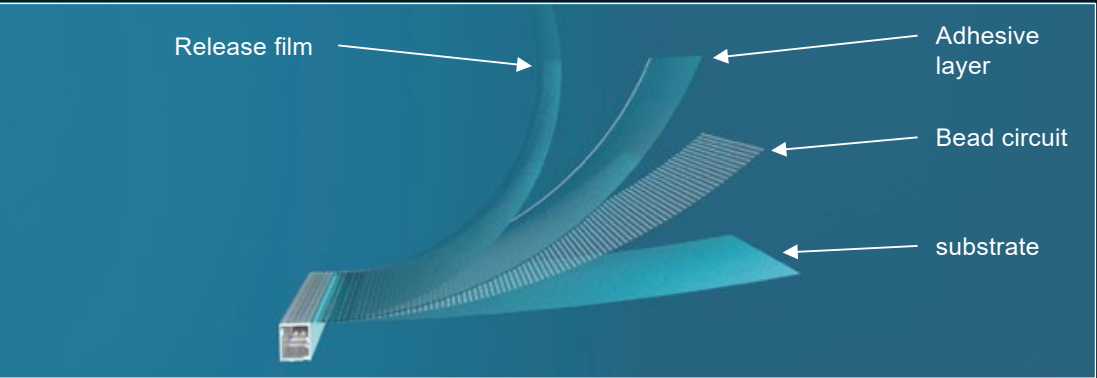


Flexibility


Break through the routine
and extend infinitely



Hard connection

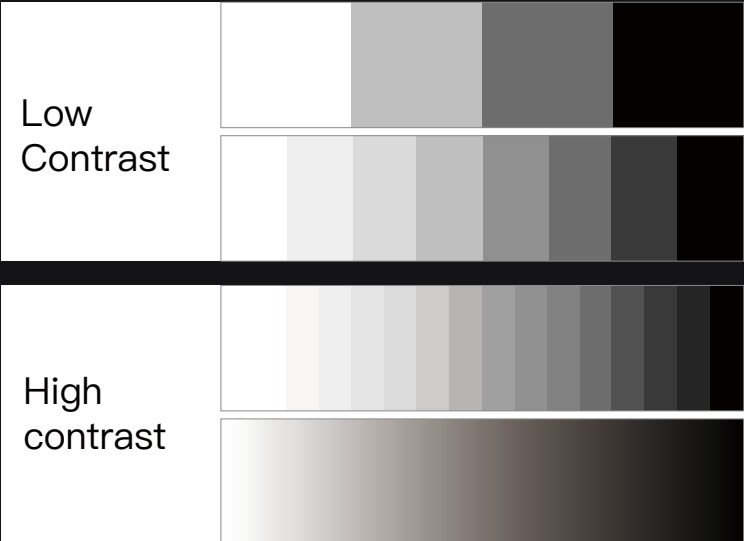


Soft ribbon cable connection



High gray scale display (true 16bit)

RGB channel adopts 32-level current linear regulation, and maintains true 16-bit grayscale display under any current, which is applicable to the consistency of indoor, semi-outdoor and outdoor current requirements;




Model	P5	P6.25	P8	P10	P15	P20
Panel size (mm)	1000*400	1000*400	1000*400	1000*400	990*390	1000*400
LED light	1515	1515	1515	1515	2121	2121
Pixel composition	R1G1B1	R1G1B1	R1G1B1	R1G1B1	R1G1B1	R1G1B1
Pixel spacing (mm)	5 * 5	6.25* 6.25	8*8	10*10	15*15	20*20
Module pixel	200*80=16000	160*64=10240	125*50=6250	100*40=4000	66*26=1716	50*20=1000
Pixel/m²	40000	25600	16500	10000	4356	2500
Brightness	2000	2000/4000	2000/4000	2000/4000	2000/4000	2000/4000
Permeability	90%	90%	92%	94%	94%	95%
Angle of view°	160	160	160	160	160	160
Input voltage	AC110-240V50/60Hz	AC110-240V50/60Hz	AC110-240V50/60Hz	AC110-240V50/60Hz	AC110-240V50/60Hz	AC110-240V50/60Hz
Peak power	600w/m²	600w/m²	600w/m²	600w/m²	600w/m²	600w/m²
Average power	200w/m²	200w/m²	200w/m²	200w/m²	200w/m²	200w/m²
Work environment	Temperature - 20~55	Temperature - 20~55	Temperature - 20~55	Temperature - 20~55	Temperature - 20~55	Temperature - 20~55
	Humidity 10-90%	Humidity 10-90%	Humidity 10-90%	Humidity 10-90%	Humidity 10-90%	Humidity 10-90%
Weight	1.3kg	1.3kg	1.3kg	1.3kg	1.3kg	1.3kg
Thickness	2mm	2mm	2mm	2mm	2mm	2mm
Drive mode	static state	static state	static state	static state	static state	static state
Control system	Nova/Colorlight	Nova/Colorlight	Nova/Colorlight	Nova/Colorlight	Nova/Colorlight	Nova/Colorlight
Typical value of life	100000H	100000H	100000H	100000H	100000H	100000H
Grayscale level	16bit	16bit	16bit	16bit	16bit	16bit
Refresh rate	3840 Hz	3840 Hz	3840 Hz	3840Hz	3840 Hz	3840 Hz



iFlex pro

High Flexibility & Highly Customizable



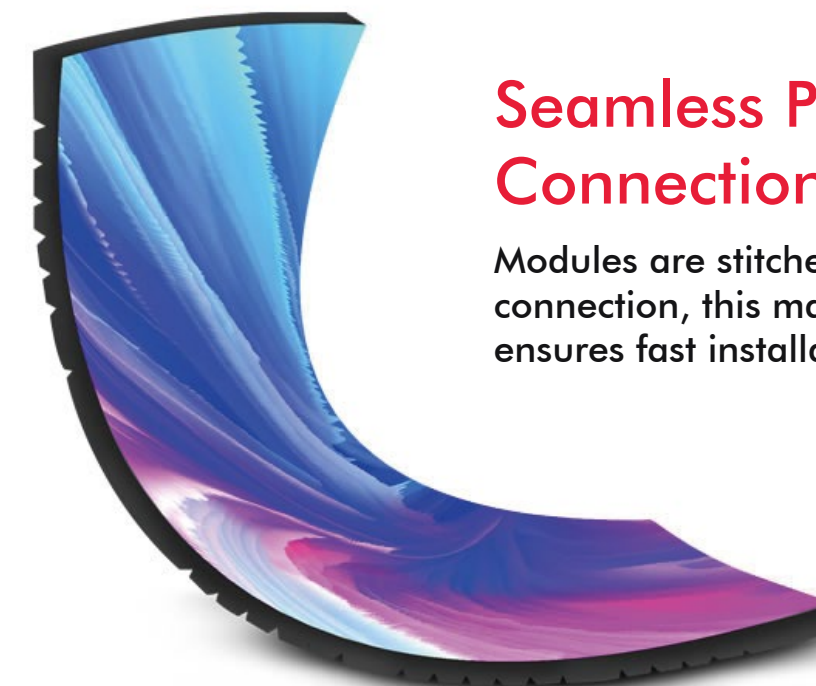
Ultra-thin & Ultra Light

the weight is only 150g with bottom frame and mask and thickness is less than 8mm

Seamless Panel Connection

Modules are stitched together via magnetic connection, this magnetic buckle design also ensures fast installation and replacement.

We support custom design to make oval, sphere, wavy, curved and cylinder shapes at will



Technical parameters	Model	PH1.5625		PH1.953125	PH2.604	PH3.91
	Lamp package	SMD1010		SMD1010/1212	SMD1515	SMD2020
	Pixel density (Dots/m ²)	409600		262144	147456	65536
	Module size (mm)	250x125x34mm (LxHxT)				
	Module resolution	160x80		128x64	96x48	64x32
	IC	Optional				
	Refresh rate CHz)	3840-7680				
	Repetition frequency (Hz)	3840Hz				
	gray scale (bit)	12-16 adjustable				
	Signal interface mode	HUB75				
	Module bottom shell material	Silicone soft shell				
	Module weight(kg/pcs)	0.34				
	Cabinet size	Can be customized according to the module size				
	Cabinet material	powder coated steel cabinet				
Optical property parameters	Cabinet flatness tolerance	≤0.2				
	IPgrade	IP31				
	Installation/maintenance	Front and rear installation & maintenance				
	Brightness (nits)	600-3000 nits				
	Color temperature (K)	3000-10000 adjustable				
	Uniformity of luminance	≥97%				
Electric parameter	Horizontal\vertical view	≥160°/≥140°				
	Contrast	5000:1				
	Module supply voltage DC (V)	5				
	Maximum module current DC	3.5	3.5	3.5	3.5	3.5
	Maximum power consumption	17.5	17.5	17.5	17.5	17.5
	Working input voltage AC (V)	110-220				
	Peak power (w/m ²)	560	560	560	560	560
Operation parameter	Average power consumption	186	186	186	186	186
	Typical life value (hrs)	100				
	operation temperature	-10~45 degree				
	Storage temperature range	-20-60				
	operating humidity range	20-85%				
	storage humidity range (RH)	20-80%				

Easy Maintenance

with suction tool, front maintenance becomes very quick and easy






OOHposter

Outdoor LED Poster



Specs

Part Number	P1.9	P2.5	P3	P4	P2.97	P3.91	P4.81
Pixel Pitch	1.9mm	2.5mm	3.07 mm	4 mm	2.97mm	3.91mm	4.81mm
LED Configuration	SMD1415	SMD1921	SMD1415	SMD1921	SMD1921	SMD1921	SMD1921
Pixel Density	275625dots/sqm	160000dot/m2	105625 dot/m ²	62500 dot/m ²	112896 dot/m ²	65536 dot/m ²	43264 dot/m ²
Module Size	320*160mm				250*250mm		
Display Size	940*1580mm and Customized				980*1730mm and Customized		
Cabinet Size	1140*2230mm and Customized				1180*2380mm and Customized		
CabinetWeight	215kg/pc for single side and 285kgs/pc for double side				233kg/pc for single side and 300kgs/pc		
IP Rating (front/back)	IP65/IP65						
Brightness	≥5000 cd/m2 for copper and 6000 cd/m2 for gold				≥5000 cd/m2 for copper and 5800 cd/m2 for gold		
View Angle	120°/120°						
Gray Scale	14 bit						
Display Scale	4.39 trillion						
Max. Power Consumption	750 W/m2						
Ave. Power Consumption	250 W/m2						
Refresh Frequency	≥1920 Hz						
Operating Environment	Outdoor						
Operating Power	AC 100~240V 50/60Hz						
Operating Temperature	-20℃~-+50℃						
Operating Humidity	10~90%RH						



P1.9/P2.5/P3/P4
183mm for single side
238mm for double side

Description

The iDisplay OOHposter is meticulously engineered to cater to the specific requirements of outdoor digital signage. This state-of-the-art solution is perfectly suited for a multitude of applications, including bus stations, metro stations, airports, street posters, gas stations, scenic spots, and various entrances, such as resorts, casinos, museums, banks, and retail establishments. Our cutting-edge technology not only enhances operational efficiency but also significantly reduces both time and labor costs associated with traditional signage changes. With iDisplay OOHposter, you can ensure that your customers receive the latest advertisements and information promptly, reinforcing your brand's commitment to timely communication."

- Tempered glass protection
- Customized shape is possible
- 4G, Wi-Fi or USB Remote control
- Interactive function available
- Modular design
- Great heat dissipation
- IP65
- aerospace grade fluorocarbon spray paint



High Brightness

5000–7000nits



Weatherproof

IP65




Energy Saving

To saving more than 20% power consumption compare with standard led screen.



IK10 Test Success

A striking element with an impact energy of 20J, with a fall height of 400mm between the striking component and the impact point of DUT. OOHposter remained unscathed and continued to function flawlessly following the rigorous testing.



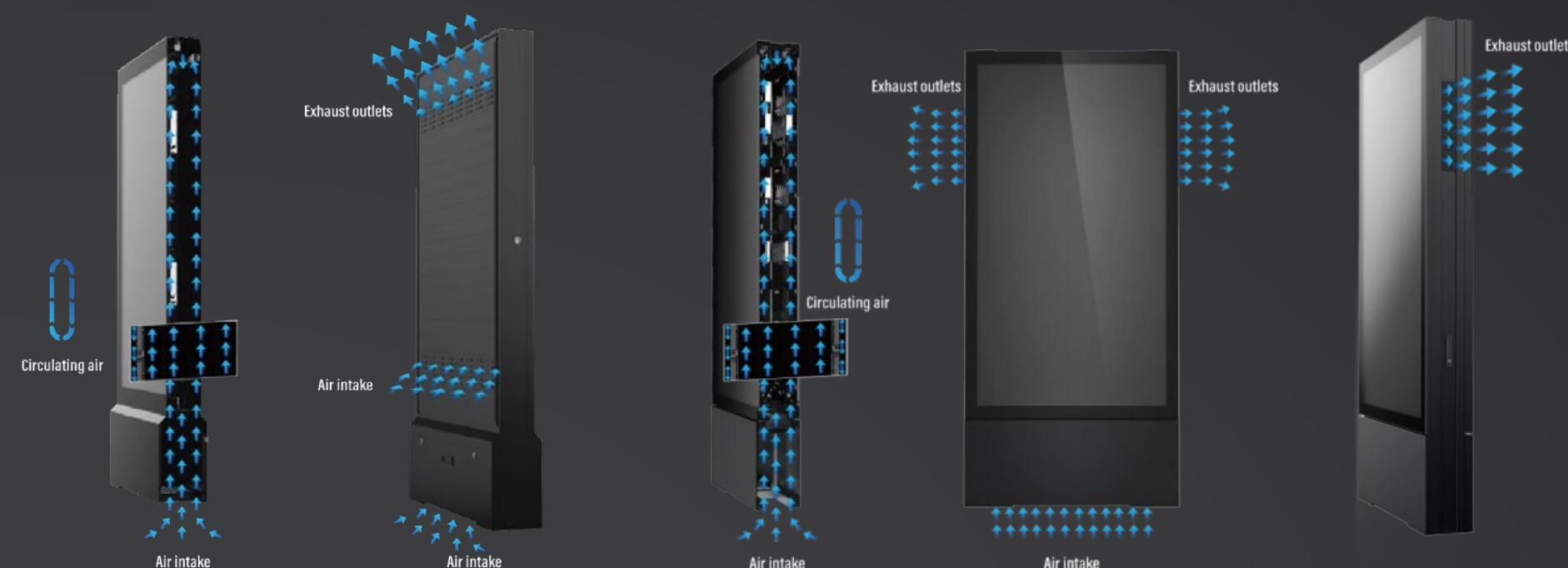
Extreme Temperature Resilience

OOHposter endured a rigorous 12-hour high-low temperature test at both 85 degrees Celsius and -40 degrees Celsius, demonstrating exceptional resilience by operating flawlessly throughout the entire duration.

EMC LVD IK10




T=8mm



Cooling Excellence

Our advanced internal circulation cooling system ensures optimal airflow to every angle of the LED display screen and its associated components. This meticulous design results in outstanding heat dissipation performance, enhancing the overall quality and reliability of the product.

Modular Design



Poster V3.0

Indoor Poster LED Screen



USB



APP+WiFi/4G




PC+WiFi/4G/
Ethernet



Description

iPoster V3.0 is a more advanced indoor moveable digital signage as it is high brightness, high contrast and high refresh rate which is capable to assemble several poster together seamlessly to form into a bigger video wall.




Item	P1.8	P2	P2.5
Pixel composition	1R1G1B (SMD1515)	1R1G1B (SMD1515)	1R1G1B (SMD2020)
Pixel pitch	1.8mm	2mm	2.5mm
Module resolution	172*86	160*80	128*64
Module size	320*160mm	320*160mm	320*160mm
Display size (mm)	800*1920	800*1920	800*1920
Scan rate	1/43 Scan	1/40 Scan	1/32 Scan
Powerconsumption (Max.1Ave.)		Max. 700W/pc,Ave.210W/pc	
Maximum white balance brightness		800nits	
IP rate		IP30	
The most slim and thick part of panel		38/80mm	
Screen weight		106kg/pc	
Viewing angle		V ≥140°/ H ≥140°	
Refresh rate		≥7680Hz	
Control method		4G, Wi-Fi, USB	
Signal Source		HDMI, SDI, S-Video, MP4	
Longevity		≥80,000H.	
Continuous working time		72hours	
Operating Voltage		AC 240/100±10%, 50Hz/60Hz	



Seamless Splicing

The 6-piece iPoster boasts an impressive 16:9 resolution ratio, ensuring a flawless and cohesive display

High Brightness
800nits



High Contrast
5000:1



High Refresh Rate
7680 Hz



Accessories



Receiving card



Ribbon cable



Hub card



LED Module




Sending card



AC plug

Package




Flight case

1 in 1 , 2 in 1 , 4 in1 are available




Nylon bag + Plywood case

1 iPoster in one Nylon bag
4 iPoster in one plywood case




Tetris

One of the most powerful and flexible indoor LED display




Dimensions

When Super Flexibility Meets the Best Cost



Super Flexibility to Meet Screen Size

Tetris is able to fit width & height of the wall separately by times of 250mm



Fine Visuals

The tetris is able to perform a refresh rate of 3840Hz and a grayscale of 14 bits.



12bits



14bits



1920Hz




3840Hz

Brief Specs

Pixel Pitch (mm)	1.56	1.89	2.6	2.9	3.9	4.8
LED Configuration	SMD1212	SMD1515	SMD2020	SMD2020	SMD2020	SMD2020
Pixel Density (pixels/m ²)	409,600	278,784	147,456	112,896	65,536	43,264
Brightness (cd/m ²)	600-800	600-800	600-800	800-1000	800-1000	800-1000
Module Size (W x H mm)	250x250	250x250	250x250	250x250	250x250	250x250
Resolution	160x160	132x132	96x96	84x84	64x64	52x52
Panel Size (W x H mm)	250X	250X	250X	250X	250X	250X
Panel Weight (kg/m ²)	≥19kg	≥19kg	≥19kg	≥19kg	≥19kg	≥19kg
Cabinet Material	Aluminum	Aluminum	Aluminum	Aluminum	Aluminum	Aluminum
Power Consum. (w/m ²)	420/140	420/140	420/140	420/140	420/140	420/140
Refresh Rate	3840Hz	3840Hz	3840Hz	3840Hz	3840Hz	3840Hz
Gray Scale	14bits	14bits	14bits	14bits	14bits	14bits

Making a Seamless Wall

Tetris allows each module to be adjusted slightly left, right, up or down, to have a seamless joint between modules.



Bracket Free

Tetris can be directly mounted against wall when the wall is smooth and flat and screen size is not big, less than 20m² for example.



Lightweight

19 kg/m²


44 mm

Slim thickness

The chassis has been tested to a breaking point of 3 tons, using a safety factor of 10, 30m of Tetris (without extra bracket) can be safely hung vertically and seamlessly.

Easy Maintenance

Modules and the remained parts are front accessible




Creative Installation

Tetris allows you to realize many creative solutions. Besides standard designs, it can be curved, at right angles and so on, free your imagination.

Powerful capability


Tetris allows you to realize many creative solutions. Besides standard designs, it can be curved, at right angles and so on, free your imagination.



Common Bracket Installation




More...



Concave & Convex




90° & cubic
(Min: 250x250mm)



LuxeLite

Indoor and Outdoor Versatility



Pixel Pitch	1.953	2.6mm	2.97mm	3.91m	4.81m	2.97mm	3.91m	4.81m	5.95m
LED Configuration	SMD1515	SMD1515	SMD2020	SMD2020	SMD2020	SMD1415	SMD1921	SMD1921	SMD3535
Pixel Density	262144dot/m²	147,456dot/m²	112,896dot/m²	65,536dot/m²	43,223dot/m²	112,896dot/m²	65,536dot/m²	43,223dot/m²	28224dot/m²
Module size	250*250mm	250*250mm	250*250mm	250*250mm	250*250mm	250*250mm	250*250mm	250*250mm	250*250mm
Module Resolution	128*128	96x96dot	84x84dot	64x64dot	52x52dot	84x84dot	64x64dot	52x52dot	42*42dot
Cabinet Resolution	256x256/512dot	192x192/384dot	168x168/336dot	128x128/256dots	104x104/208dots	168x168/336dot	128x128/256dots	104x104/208dots	84x84/168dots
Cabinet Weight	8kg/12.5kg					9kg/13.5			
IP Rating	IP23					IP65			
Environmental	Indoor					outdoor			
Scanning Mode	32s	32s	28s	16s	13s	21s	16s	13s	7s
Brightness	600-700CD/m	700-800CD/m²	700-800CD/m²	700-800CD/m²	700-800CD/m²	4000-4500CD/m²	4000-4500CD/m²	4000-4500CD/m²	5000-5500CD/m²
View Distance	>2	>2.6m	>2.9m	>4m	>5m	>2.9m	>4m	>5m	>6m
Viewing Angle	140°/140°								
Max.Power Consumption	450W/m²					800W/m²			
Ave.Power Consumption	150W/m²					280W/m²			
RefreshFrequency	3840Hz								
Cabinet Size	500*500mm and 500*1000mm								
Brightness Adjustment	0-100 levels adjustable								
Operation Power	AC100~24050/60Hz								



500x500mm



500x1000mm



500 and 1000mm is compatible with each other

Advantages

Single person quick installation and maintenance

High structural strength, Hard to deform.

Module safety lock

Precise angle adjustment lock $-10^{\circ}/-7.5^{\circ}/-5^{\circ}/-2.5^{\circ}$
 $0^{\circ}/2.5^{\circ}/5^{\circ}/7.5^{\circ}/10^{\circ}$

Power box hard-connect plug-in design

Anti-collision corner protector

Smart Fly & Stack Bar

Sideways adjustable rigging clamp assists with truss webbing

Ease Truss

Available for ground stack

Features


- ◆ Multipitch for 500*1000mm and 500*500mm panel
- ◆ Straight/Curved lock with strong strength
- ◆ Hanging, floor stacking and wall mounted
- ◆ Front and rear serviceable
- ◆ Corner Protect to protect led from damage

Concave & Convex

Cubic

Modular & Easy Maintenance

All parts front and rear serviceable.





Pixel Pitch	1.953	2.6mm	2.97mm	3.91m	4.81m	2.97mm	3.91m	4.81m	5.95m
LED Configuration	SMD1515	SMD1515	SMD2020	SMD2020	SMD2020	SMD1415	SMD1921	SMD1921	SMD3535
Pixel Density	262144dot/m²	147,456dot/m²	112,896dot/m²	65,536dot/m²	43,223dot/m²	112,896dot/m²	65,536dot/m²	43,223dot/m²	28224dot/m²
Module size	250*250mm								
Module Resolution	128*128	96x96dot	84x84dot	64x64dot	52x52dot	84x84dot	64x64dot	52x52dot	42*42dot
Cabinet Size	500*500mm and 500*1000mm								
Cabinet Resolution	256x256/512dot	192x192/384dot	168x168/336dot	128x128/256dots	104x104/208dots	168x168/336dot	128x128/256dots	104x104/208dots	84x84/168dots
Cabinet Weight	8kg/12.5kg					9kg/13.5			
IPRating (front/back)	IP23					IP65			
Scanning Mode	32s	32s	28s	16s	13s	21s	16s	13s	7s
Brightness	600-700CD/m	700-800CD/m²	700-800CD/m²	700-800CD/m²	700-800CD/m²	4000-4500CD/m²	4000-4500CD/m²	4000-4500CD/m²	5000-5500CD/m²
Viewing Angle		140° /140°							
View Distance	>2	>2.6m	>2.9m	>4m	>5m	>2.9m	>4m	>5m	>6m
Max.Power Consumption	450W/m²					800W/m²			
Ave.Power Consumption	150W/m²					280W/m²			
Refresh Frequency	3840Hz								
Environmental	Indoor					outdoor			
Brightness Adjustment	0-100 levelsadjustable								
Operation Power	AC100~240 50/60Hz								

Glovision

Indoor and Outdoor Versatility





500x500mm



500x1000mm

Smart Fly & Stack Bar

Sideways adjustable rigging clamp assists with truss webbing



Ease Truss

Available for ground stack



Advantages

Single person quick installation and maintenance

Anti-collision corner protector

Customizable inner arc housing

High structural strength, Hard to deform.

Opening this door provides access to the power supply unit, receiving card and cables.

Compatibility

Support mix assembly of 500*500mm and 500*1000mm panel, it gives a freedom for screen dimension and irregular shape.

Durability

Easily cope with repeated disassembly and assembly; Ensure splicing accuracy and flatness

Features

- Multi-pitch for 500*1000mm and 500*500mm panel
- Straight/Curved lock with strong strength
- Hanging, floor stacking and wall mounted
- Front and rear serviceable
- Corner Protect to protect led from damage


Concave




Convex



Case Study





+971 50 606 8170



+971 50 878 8170



Info@splktech.com



Business Centre - Sharjah Publishing City Free Zone
Sharjah - UAE



Suite 1702 - Level 17 - Boulevard Plaza Tower 1
Downtown - Dubai - UAE

