

# Welcome Pack

Information for your visit to  
The Albemarle Centre  
Albemarle Road, Taunton TA1 1BA



1. Directions & Parking
2. Food & Drink
3. Access & Facilities
4. Fire Evacuation & Safety
5. Smoking & Vaping



**albemarle**


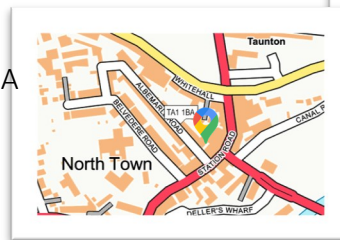
bringing people & community together

# DIRECTIONS & PARKING

## BY SAT NAV



Postcode for the Centre is TA1 1BA



## PARKING



There is no on-site parking

Several Car Parks are within a few minutes walk.

- Morrisons offer two hours free, **postcode TA1 1DX**
- Belvedere Road is the closest, **postcode TA1 9SB**
- Kilkenny at Taunton Railway Station, **postcode TA2 7QL**
- Taunton Railway Station Main, **postcode TA1 1QP**
- For charges, visit

<https://www.somersetwestandtaunton.gov.uk/parking/car-parks-in-taunton/>

## BY CAR or **DELOREAN**



- From J25 M5 take A358 to town centre, keeping on the same road, eventually passing the County Cricket Ground.
- Arrive yesterday or tomorrow or next year!
- At Morrisons, either park here if visit is less than two hours OR at the junction just after Morrisons turn for main car parks (as above)

## PARK & RIDE



- **Taunton Gateway (TA3 5LU) East** is located for drivers leaving the M5 Junction 25 or approaching from the east A303/A358. The travel time by bus to the town centre is around 10 minutes.
- **Silk Mills (TA1 5AA) West** is ideal for drivers coming from West Somerset. Travel time into town is some 15 minutes

## RAIL



- From the Station, leave by either exit and turn left
- Cross the road at the lights and keeping walking towards town
- Albemarle Road and the Centre is on the right

## BUSES



- The nearest bus stops are **Royal Ashton Hotel, Station Road (Southbound)** and **Flook House, Station Road (Northeast bound)**
- Check out First Bus or other bus information for the latest timetables

# The Meeting Place Cafe

We respectfully request you do refrain from bringing food or drink in from other places outside. Disposing of waste caused by outside food and drink packaging has cost almost £9,000 in a single year.

Our on site cafe has a good menu, with quality ingredients and is reasonably priced.

We use locally roasted coffee beans by Braziers of Wellington, to enjoy alongside the breakfasts available, if you're arriving early.



**BRAZIER**  
COFFEE ROASTERS

**Pre-order your breakfast or lunch!**

Especially if you are attending a larger meeting

On the day by 10.30 or request a menu by email (via [bookings@alblifescills.org](mailto:bookings@alblifescills.org)) and order in advance.

It will mean everything will be ready for you to collect, rather than queuing




## ACCESS & FACILITIES

### RECEPTION

The front double-doors are wheelchair accessible

- To operate press the push buttons on the railings
- Stand back from the doors
- They will not open if they detect a 'body'
- Please come to reception to be shown to the room you will be using



### WASHROOMS

There are two main washroom areas

- Ground floor at the rear of the building there are:
  - Mens toilets, Ladies toilets and a Disabled /Baby Changing toilet
  - A Changing Places toilet with an electric ceiling hoist, an electrically adjustable bed, electrically adjustable basin and a shower
- Upstairs at the front are two toilets, one is wheelchair accessible



My god, it is useful

## FIRE EVACUATION & SAFETY

- In the event of fire, your Group Facilitator will show you the shortest routes to relevant exits
- In the event of smoke or loss of light follow the emergency lighting
- There are two Fire Assembly points at the front and rear of the building
- Fire Safety trained staff are on site



## SMOKING & VAPING

- The Smoking and Vaping area is outside at the rear of the Centre
- This is on a hard standing patio area
- There is no smoking/vaping near the rear doors or grass area
- No smoking/vaping is permitted anywhere else
- Especially in the front of the building

