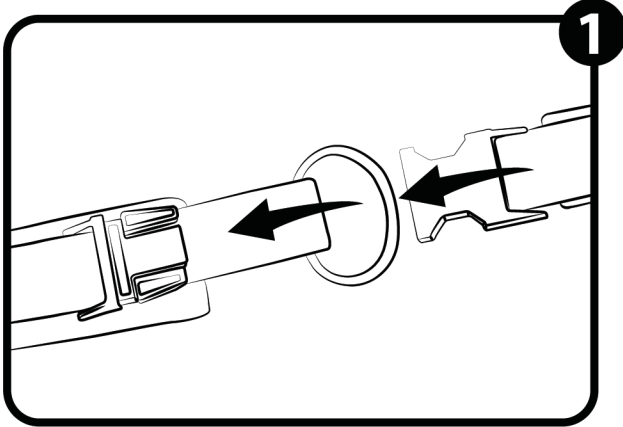
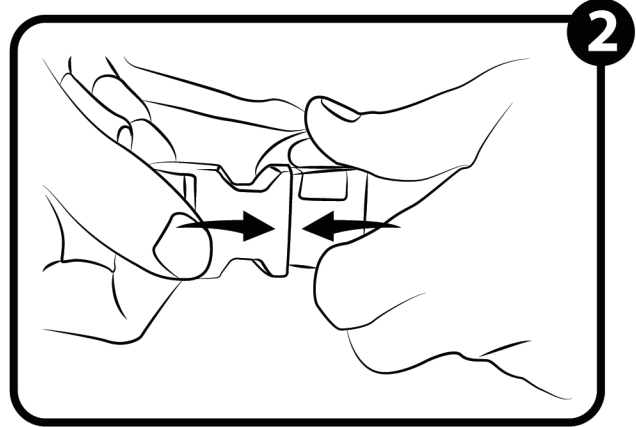




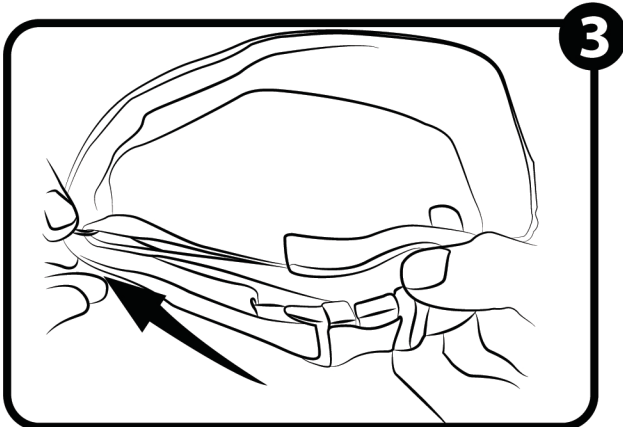
Original Dawg Collar Adjustment Guide



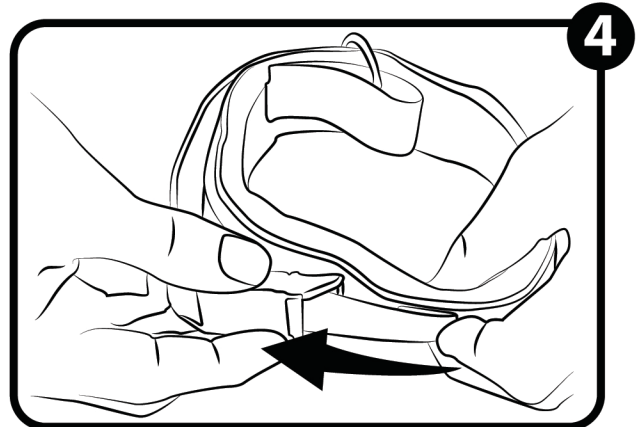
1
Thread Buckle Through Metal Ring



2
Fasten Buckle Until It Clicks



3
TO TIGHTEN
Hold Ring In One Hand, While Pulling
Buckle Away From Ring



4
TO LOOSEN
Slide Buckle Back Toward Metal Ring

Your collar was designed to have a looser, comfort fit.

WORKS GREAT WITH A BULLDOG GRADE HARNESS

These collars are **NOT** meant to be used as the primary way to walk your bulldog. Bulldogs do not need the pressure of a leash pulling around their throat area, so always use high-quality harness.