

Welcome,

Mr. Woods

7727 Windview Way San Antonio , TX 78244

Prepared by: Texas Solar | 9725135293 |

texas@ussolarcompanies.com

Created Date: Jun 1, 2022

Your System

Your system is designed to save you money by offsetting your power consumption from your utility company. See how your system will produce power below.

**12.580
kW**

System size

**17,616
kWh**

Year 1 system
production

**17,500
kWh**

Annual usage

**34 X
SERAPHIM
SOLAR
SEG-370-BMB
-HV**

Panels

SOLAREEDGE

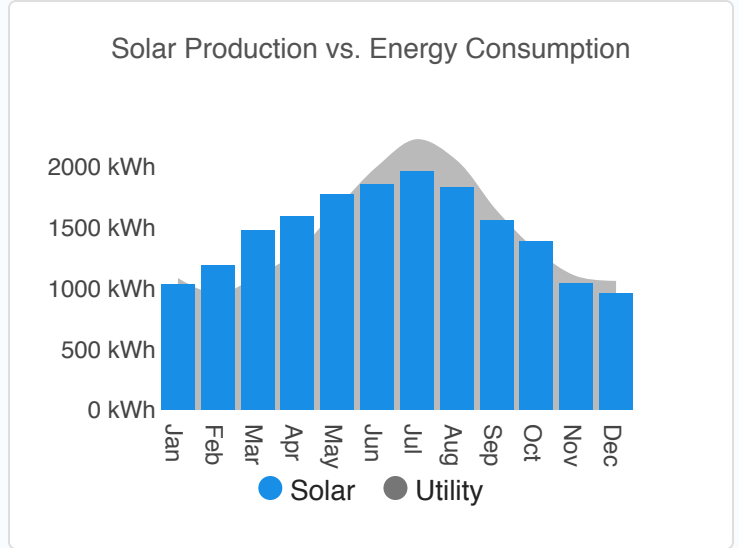
Inverters

101%

Offset



7727 Windview Way San Antonio, TX 78244



*Savings and system production will vary based on final design, utility rates, and household energy usage. The actual savings vary based on a number of factors, including weather, shading from growing trees, damage to system components, your future electricity use, and the fluctuation of the price of electricity in your utility district.

The Cost of Doing Nothing

You signed up to buy utility power when you bought your house because there was no other option. Now you have the choice to generate affordable, clean energy right at your home!

\$176

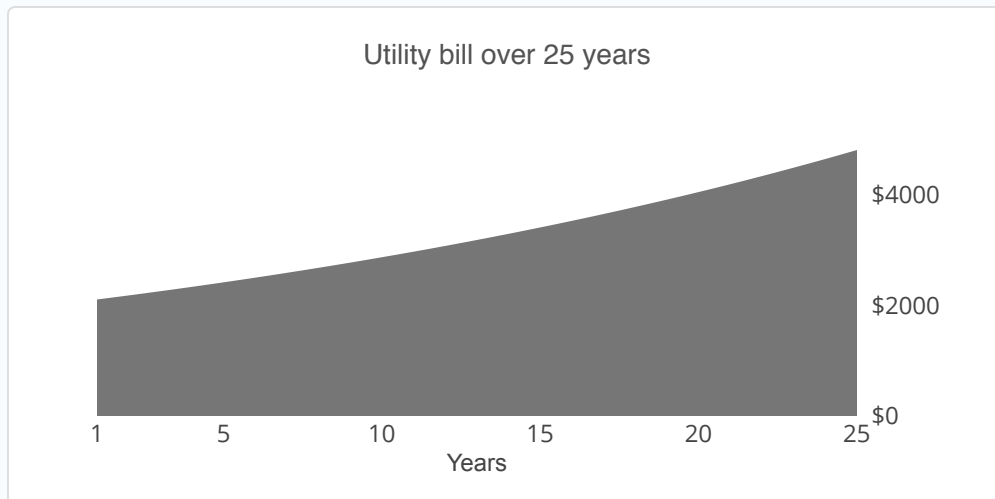
Your utility bill today

\$401

Your bill in 25 years*

\$82,134

Total utility cost over 25 years*



Your utility bill is likely to go up as much as **3.50%** every year as rates increase*. Don't get locked in to rising, unpredictable rates.

*Utility payments will vary based on local rates and rate changes. Local rates are subject to change.

Your Savings Options

	Utility The cost of doing nothing	Option A BrightOak Loan
Solar Payment		
Monthly Solar Payment (Yr 1)*	\$0	\$146
Monthly Utility Payment (Yr 1)*	\$176	
Initial Payment	\$0	\$0
Solar Product Terms		
Contract Term	n/a	25 years
Rate Escalator	3.50%	--
Lifetime Savings & Comparison		
Solar Rate (25-Year Avg)	\$0.188 / kWh	\$0.124 / kWh
Estimated 25-Year savings*	\$0	\$17,791

*This is not an offer for financing nor a commitment to lend. You must apply directly with the lender. Financing is subject to underwriting and approval. Your actual available terms and rates may vary. Incentives and tax savings are estimates, intended only for illustration purposes, and are not guaranteed. Your results may vary from the figures shown. You should consult your tax advisor to determine whether you are eligible for tax benefits.



BrightOak Loan

Payment*

Monthly Solar Payment	\$146
Monthly Payment (Buydown Mo. 19)	\$177
Monthly Payment (No Buydown)	\$240
Contract Term	25 years
APR	3.99%

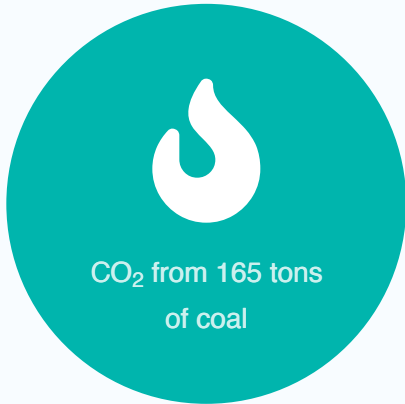
Cost Breakdown*

Total Loan Amount	\$43,818
+ Upfront Payment	\$0
Retail Price	\$43,818
- ITC	\$13,893
Net System Cost	\$29,925

*This is not an offer for financing nor a commitment to lend. You must apply directly with the lender. Financing is subject to underwriting and approval. Your actual available terms and rates may vary. Incentives and tax savings are estimates, intended only for illustration purposes, and are not guaranteed. Your results may vary from the figures shown. You should consult your tax advisor to determine whether you are eligible for tax benefits.

Environmental Impact

Over the next 25 years your system will have saved:



*Environment impact numbers are estimates based on the [EPA Greenhouse Gas Equivalencies Calculator](#)

Next Steps

Sign the Agreement

Review and sign the agreement paperwork to get the process started.

Finalize System Design

We will perform a site visit to ensure that all of the equipment can be installed and start the permitting process.

Install the System

We will schedule an installation date once the utility grants us permission to install the system.

Inspection

We will request for inspection from the city. Once that is complete the utility will install a net meter and give you permission to turn on your system.

System Operational

Flip the switch to turn your system on and start generating clean renewable energy on your roof.

[Next Step](#)

Assumptions

Utility Assumptions

Utility	CPS Energy
Rate Schedule	Residential - RE
Post-Solar Rate Schedule	Residential - RE
Current Avg. Utility Bill	\$176
Avg. Monthly Usage	1,458.33 kWh
Annual Usage	17,500 kWh
Utility Rate Increase*	3.50%

Equipment

Panels	34 x Seraphim Solar SEG-370-BMB-HV
Inverters	SolarEdge
System Capacity	12.580 kW
Annual Production Degradation	0.70%
Estimated Installation Date	2022-07-28

There are no adders associated with BrightOak Loan.

Incentives & Tax Savings

	Option A BrightOak Loan
Federal Tax Credit (ITC)	\$11,393
Solar Cash Rebates	\$2,500
State Tax Credits	\$0
Performance-based Incentives	\$0
Renewable Energy Credits	\$0
Estimated Tax Savings	\$0

*Utility payments will vary based on local rates and rate changes. Local rates are subject to change.



Refer a Friend!

When a friend, family member, or neighbor goes solar, their wallet and the environment benefit equally. Your friends may be interested in going green and learning how they could be saving money today. We can help!

Name

Phone/email

Name

Phone/email

Submit